

Network-induced Species Diversity in Populations with Cyclic Competition

Naoki Masuda¹ and Norio Konno²

¹*Laboratory for Mathematical Neuroscience,*

RIKEN Brain Science Institute, 2-1,

Hirosawa, Wako, Saitama 351-0198, Japan

²*Faculty of Engineering, Yokohama National University,*

79-5, Tokiwadai, Hodogaya, Yokohama 240-8501, Japan

(Dated: today)

Abstract

Competition of cyclically dominating species abounds in natural population dynamics, such as chemical interactions, ecosystems, and social games. Even though species diversity is known to be facilitated by structured populations, where each species is clustered in different patches on a regular lattice, many real interactions occur on complex networks. We show that heterogeneous degree distributions of complex networks induce stable coexistence of many species in standard models with cyclic dynamics, whose meanfield counterparts do not host coexistence. Together with the lattice effect, the discovered network effect may underly ecological stability in the real world, namely, diversity of many biological and social traits.

PACS numbers: 87.23.Cc, 89.75.Hc, 89.75.Fb

Cyclic interactions in which there is no absolutely winning species are abundant in natural population dynamics. For example, food webs with prey-predator interactions include such cyclic dominance [1]. Real microbial communities of *Escherichia coli* [2] and color polymorphisms of natural lizards [3] also have cyclically dominating three states, which yield alternating wax-and-wane population densities. A counterpart in the context of evolutionary games is the public-good game with volunteering (choice of not joining the game) [4].

Absence of absolute winners in cyclically dominating populations yields interesting phenomena such as oscillatory population densities [1, 3, 5, 6], the largest population density of the weakest species [7], and convergence to a heteroclinic orbit with increasing oscillation periods [8]. A related fundamental question is the homeostasis of a diversified population. How to maintain stable coexistence of ecological habitats or social norms, which is actually ubiquitous in the world, is a long-standing question in ecological sciences [1, 8]. For example, in a minimal model analyzed below, the meanfield theory predicts an ensemble of neutrally stable limit cycles. Consequently, in a finite population, population dynamics are eventually trapped by an absorbing state corresponding to the dominance of one species [1]. A machinery to circumvent this is to introduce spatial structure such as the square lattice, which hosts many states each of which is clustered in different regions on the lattice [5, 7].

However, interaction in the real world quite often occurs on complex networks, which are principally characterized by the small-world and scale-free properties. The small-world property of a network means combination of small average distances between pairs of vertices and large clustering, or abundance of highly connected small subgraphs such as triangles. A scale-free network is defined by a degree distribution, or the distribution of the number of edges each vertex has, which follows a power law: $p_k \propto k^{-\gamma}$, where p_k is the probability that a vertex has degree k (see e.g. [9] for review). Since ecological as well as social networks have scale-free or other forms of dispersed degree distributions [10], the network effect on cyclic interactions comes as a natural concern.

Consequences of such heterogeneous vertex degrees, or scale-free networks in particular, have been explored in contagion processes, such as the percolation, the SIR model, and the contact process (SIS model). These models and their variants have epidemic thresholds or critical infection rates proportional to $\langle k \rangle / \langle k^2 \rangle$, where $\langle k \rangle = \sum k p_k$ and $\langle k^2 \rangle = \sum k^2 p_k$. Then, epidemics is more likely to occur on networks with more heterogeneous degree distributions than on ordered networks such as regular lattices [11, 12]. However, except on

regular lattices [5, 7] and small-world networks [6] whose degree dispersion is not so large, the network effect on cyclic interactions remains to be examined.

In this Letter, we show that networks with heterogeneous contact rates stabilize species diversity in two standard dynamical models with cyclic dominance, in which meanfield solutions are neutrally stable or unstable. Our results imply that populations with cyclic competition can generally sustain coexistence of many species. The underlying network mechanism is desynchronization of population densities with different degree groups, as we show in the following.

We start with the meanfield analysis of a minimal cyclic model extended to dispersed vertex degrees. The model is of the rock-scissors-paper (RSP) type. There are three species or states represented by rock, scissors, and paper; rock beats scissors, scissors beat paper, and paper beats rock. The model is a three-state continuous-time Markov process on networks. Each vertex takes state 0, 1, or 2, which cyclically dominates each other. State 1 governs state 0 in the sense that a vertex with state 0 changes its state to 1 at a rate of λn_1 , where n_i is the number of vertices with state i in the neighborhood. Similarly, 1 (2) turns into 2 (0) at a rate of μn_2 (n_0). Let us denote by $\rho_{i,k}$ the number of vertices with degree k and state i ($= 0, 1, 2$) divided by the total number of the vertices with degree k . The probability that a vertex adjacent to an arbitrary vertex is takes state i is denoted by Θ_i . Because a vertex with more edges is more likely to be selected as a neighbor, we obtain $\Theta_i = \sum_k k p_k \rho_{i,k} / \langle k \rangle$ [11]. Using $\rho_{0,k} = 1 - \rho_{1,k} - \rho_{2,k}$, the dynamics are given by

$$\begin{aligned}\dot{\rho}_{1,k} &= \lambda(1 - \rho_{1,k} - \rho_{2,k})k\Theta_1 - \mu\rho_{1,k}k\Theta_2, \\ \dot{\rho}_{2,k} &= \mu\rho_{1,k}k\Theta_2 - \rho_{2,k}k(1 - \Theta_1 - \Theta_2).\end{aligned}\tag{1}$$

At the equilibrium, we have

$$\begin{pmatrix} \rho_{1,k}^* \\ \rho_{2,k}^* \end{pmatrix} = \frac{\lambda\Theta_1^*}{(\lambda\Theta_1^* + \mu\Theta_2^*)(1 - \Theta_1^* - \Theta_2^*) + \lambda\mu\Theta_1^*\Theta_2^*} \begin{pmatrix} 1 - \Theta_1^* - \Theta_2^* \\ \mu\Theta_2^* \end{pmatrix}.\tag{2}$$

The solution of Eq. (2) with coexisting three states is given by

$$\begin{pmatrix} \Theta_1^* \\ \Theta_2^* \end{pmatrix} = \begin{pmatrix} \rho_{1,k}^* \\ \rho_{2,k}^* \end{pmatrix} = \frac{1}{\lambda + \mu + 1} \begin{pmatrix} 1 \\ \lambda \end{pmatrix},\tag{3}$$

for any k ; the degree distribution does not affect the equilibrium population densities. The fact that epidemic thresholds are lessened on scale-free networks [11] is valid only for models

in which state-transition rules have at least one transition rate that is independent of the state of neighbors, or n_i (e.g. natural death). By contrast, in the voter model, the RSP model, and cyclic interaction models with more than three states, the degree distribution does not matter for equilibrium densities [12].

When $p_k = \delta_{k,k_0}$, which corresponds to the ordinary meanfield theory, the coexistence is neutrally stable [1, 7]. Equation (1) indicates that the oscillation period is proportional to $1/k_0$. However, the stability of the coexistence and realized dynamics are considerably influenced by networks. With spread degree distributions, each $\rho_{i,k}$ evolves at a speed proportional to k , and $\rho_{i,1}, \rho_{i,2}, \dots$ are connected by variants of meanfield feedback Θ_1 and Θ_2 . Then, the behavior is analogous to that of an ensemble of oscillators coupled by meanfield interactions. Coupled oscillators become desynchronized when the intrinsic frequency of the oscillators has a broad distribution [13]. We expect that this picture applies to the RSP dynamics on networks, and coexistence that we show is achieved by degree heterogeneity corresponds to asynchrony of oscillators.

To confirm this intuition analytically, let us consider the simplest case in which a total of np vertices have degree k_1 and $n(1-p)$ vertices have degree k_2 . Then, Eq. (1) defines a four-dimensional dynamical system. We set $\lambda = \mu = 1$ for simplicity, although extending the following results to general λ and μ is straightforward. The characteristic equation evaluated at the coexistence equilibrium given in Eq. (3) is represented by

$$x^4 + \frac{3k_1k_2}{\langle k \rangle}x^3 + 3 \left[\frac{k_1k_2(k_1 + k_2 - \langle k \rangle)}{\langle k \rangle} + \frac{\langle k^2 \rangle^2}{\langle k \rangle^2} \right] x^2 + 9 \frac{\langle k^2 \rangle}{\langle k \rangle} k_1k_2x + 9k_1^2k_2^2 = 0, \quad (4)$$

where $\langle k \rangle = pk_1 + (1-p)k_2$ and $\langle k^2 \rangle = pk_1^2 + (1-p)k_2^2$. When $k_1 = k_2 = k$, we turn back to the ordinary meanfield case with neutrally stable oscillations: $x = \sqrt{3ki}$, $(-3 \pm \sqrt{3})k/2$. In general situations, the Routh-Hurwitz criteria for Eq. (4) read

$$\begin{aligned} |H_1| &= 1, \\ |H_2| &= pk_2^2 (\langle k \rangle - k_1/2)^2 + (1-p)k_1^2 (\langle k \rangle - k_2/2)^2 + 3k_1^2k_2^2/4 > 0, \\ |H_3| &= 81k_1^2k_2^2p(1-p)(k_2 - k_1)^2 \left[\langle k^2 \rangle^2 + 2k_1k_2 \langle k \rangle^2 \right] / \langle k \rangle^4, \\ |H_4| &= 9k_1^2k_2^2|H_3|, \end{aligned} \quad (5)$$

where $|H_i|$ is the i -th principal minor. The coexistence solution is stable with $|H_3|, |H_4| > 0$ if and only if $k_1 \neq k_2$ and $p \neq 0, 1$. Dispersed vertex degrees really stabilize the coexistence.

We resort to numerical simulations to examine more general networks and finite-size effects. In Fig. 1, we show population dynamics in networks with $n = 5000$ vertices and $\langle k \rangle = 10$. The regular (R) random graph corresponding to the meanfield case is generated by the configuration model [9] with $p_k = \delta_{k, \langle k \rangle}$. In the R random graph, the coexistence solution is neutrally stable in theory, but a finite-size effect boosts the dominance of one species in a very early stage (Fig. 1(A)). In the Erdős-Rényi (ER) random graph that has $p_k = e^{-\langle k \rangle} \langle k \rangle^k / k!$, coexistence occurs owing to the distributed k (Fig. 1(B)). Figure 1(C) shows the results for the Barabási-Albert (BA) scale-free network with $m = \langle k \rangle / 2 = 5$, which yields $p_k \propto k^{-3}$ ($k \geq m$) and $p_k = 0$ ($k < m$) [14]. The coexistence occurs, and fluctuations in the population density is smaller than on the ER model, presumably because the BA model has a degree distribution much more dispersed than the ER model does.

In a smaller network, the difference between the ER model and the scale-free networks is more manifested. We examine survival probabilities when $n = 100$, where the survival is defined by coexistence of all the states. Figure 1(D) shows that coexistence is sustained for a much longer period on scale-free networks (thick line) than on the ER random graph (moderate line). In neutrally stable systems, the finite-size effect drives the population dynamics to the absorbing state where only one species occupies the whole network. Thus we reach a central conclusion that heterogeneous degree distributions stabilize coexistence solutions.

Since neutrally stable oscillations are singular phenomena, we analyze another model by May and Leonard (ML) [8]. In the ML model, the standard meanfield theory holds that the coexistence equilibrium and the periodic oscillation of population densities are both generically unstable. The density profile approaches heteroclinic orbits without coexistence, and one of the three states transiently and alternatively dominates the population with ever increasing periods. In reality, one state eventually wins due to the finite-size effect.

In terms of interacting particle systems, the ML model is regarded as a four-state system, with state 0 representing the vacant site and 1, 2, and 3 being cyclically dominating states [5]. The dynamics for populations with heterogeneous degrees are written as

$$\begin{aligned}
\dot{\rho}_{1,k} &= \rho_{0,k} k \Theta_1 - (\alpha - 1) \rho_{2,k} k \Theta_1 - (\beta - 1) \rho_{1,k} k \Theta_3, \\
\dot{\rho}_{2,k} &= \rho_{0,k} k \Theta_2 - (\alpha - 1) \rho_{3,k} k \Theta_2 - (\beta - 1) \rho_{2,k} k \Theta_1, \\
\dot{\rho}_{3,k} &= \rho_{0,k} k \Theta_3 - (\alpha - 1) \rho_{1,k} k \Theta_3 - (\beta - 1) \rho_{3,k} k \Theta_2,
\end{aligned} \tag{6}$$

where $\rho_{0,k} = 1 - \rho_{1,k} - \rho_{2,k} - \rho_{3,k}$. Equation (7) results in a coexistence equilibrium given by

$$\rho_{i,k}^* = \Theta_i^* = (\alpha + \beta + 1)^{-1} \quad (i = 1, 2, 3) \quad (7)$$

for all k . When $\alpha + \beta = 2$, the ML model is essentially the same as the RSP model. Therefore, the density of nonempty sites $\rho_{1,k} + \rho_{2,k} + \rho_{3,k}$ is conserved, and the coexistence solution is neutrally stable. With $p_k = \delta_{k,k_0}$, the eigenvalues of the Jacobian matrix evaluated at $(\rho_{1,k}^*, \rho_{2,k}^*, \rho_{3,k}^*)$, disregarding a prefactor $(\alpha + \beta + 1)^{-1}$, are $x = -(1 + \alpha + \beta)$, $-1 + (\alpha + \beta)/2 \pm i\sqrt{3}(\alpha - \beta)/2$ [8]. When $\alpha + \beta > 2$ and $\alpha < 1$ (or $\beta < 1$), the coexistence solution is an unstable spiral, and the trajectory approaches the homoclinic orbit.

To investigate the effect of degree distributions, we again consider $p_k = p\delta_{k,k_1} + (1-p)\delta_{k,k_2}$. The Jacobian matrix at $(\rho_{1,k_1}^*, \rho_{1,k_2}^*, \rho_{2,k_1}^*, \rho_{2,k_2}^*, \rho_{3,k_1}^*, \rho_{3,k_2}^*)^t$, where t denotes the transpose, is a block circulant matrix owing to the symmetric cyclic dominance relation. Accordingly, the eigenmode has the form: $(v_1, v_2, \rho v_1, \rho v_2, \rho^2 v_1, \rho^2 v_2)^t$, $v_1, v_2 \in \mathbf{C}$, where ρ is any solution of $\rho^3 = 1$. The corresponding characteristic equation is reduced to

$$x^2 + \left[(\beta + \rho\alpha + \rho^2)(k_1 + k_2) - (1 - \rho^2)(\beta - 1) \frac{\langle k^2 \rangle}{\langle k \rangle} \right] x + (\alpha^2 + \beta^2 - \alpha\beta - \alpha - \beta + 1)\rho^2 k_1 k_2 = 0, \quad (8)$$

For $\rho = 1$, Eq. (8) is a real equation, and two eigenvalues have the same real part that is equal to $-(\alpha + \beta + 1)(k_1 + k_2)/2 < 0$. Because an eigenvalue of Eq. (8) for $\rho = \exp(2\pi i/3)$ is conjugate of one for $\rho = \exp(4\pi i/3)$, it suffices to set $\rho = \exp(2\pi i/3)$ and inspect the stability. The larger eigenvalue of Eq. (8) for various p and k_1/k_2 is plotted in Fig. 2. When there are a small number of hubs with degree much larger than that of many other vertices ($k_1/k_2 \cong 0.1$, $p = 0.9, 0.95$), which implies typical heterogeneous degree distributions such as scale-free, the coexistence solution is stabilized. Even if this is not the case, the larger eigenvalue decreases as k_1/k_2 falls apart from unity. Then, the coexistence in the sense of a stable population oscillation, not an approach to the heteroclinic orbit, may appear. Excess heterogeneity ($k_1/k_2 < 0.05$) destroys coexistence, in which case a majority of vertices with degree k_1 and proportion p are effectively isolated. Then, the original ML model on homogeneous networks with $k = k_2$ is approached. For the family of two-point degree distributions with large p , there is an optimal level of heterogeneity. When $p < 0.5$, the heterogeneity does not cause stable coexistence irrespective of k_1/k_2 . In this situation, the

minor subpopulation with $k = k_1$ has only a small net effect on the global feedback term Θ_i , which again makes the whole network effectively homogeneous with $k = k_2$.

To treat more realistic networks with numerical simulations, we note that Eq. (7) indicates that vacant sites (state 0) become occupied by state i ($1 \leq i \leq 3$) at a rate of n_i . A vertex in state 1 (2, 3) kills state 2 (3, 1) of a neighboring vertex at a rate of $\beta - 1$. Then, the neighboring vertex is colonized by state 1 (2, 3) with probability $(1 - \alpha)/(\beta - 1)$ and turns to an empty site (state 0) otherwise [5].

Numerical results for networks with $n = 5000$ and $\langle k \rangle = 10$ are shown in Fig. 3. Although the stability condition for the ML model is more severe than that for the RSP model, degree dispersion consistently leads the dynamics toward stable coexistence. As shown in Fig. 3(B), one species overwhelms the others after a short transient in the ER random graph. The transient is even shorter in the R random graph (Fig. 3(A)). By contrast, the two-point degree distribution with a parameter set realizing the stable Jacobian matrix actually yields coexistence of the three species with small fluctuations (Fig. 3(D)). Figure 3(C) indicates that the BA model achieves stable coexistence similarly. The reason for the network-induced stabilization is again that individual $\rho_{i,k}$ has inherent oscillation frequency proportional to k , as implied in Eq. (7).

In summary, we have examined population dynamics with cyclic dominance on networks. The proportion of individual species is independent of the degree distribution of a network. However, the stability of such coexistence states and dynamics show considerable network dependence. Heterogeneity in vertex degrees facilitate stable coexistence of different species in otherwise neutrally stable or unstable population dynamics. The underlying mechanism is an interacting-particle-systems analogue of desynchronization of coupled oscillators with dispersed intrinsic frequency [13]. As interacting particle systems per se, dynamics of a model can generally deviate from the meanfield case when individuals are discrete or embedded in the Euclidean space [5, 15]. Although introducing structured graphs, such as the regular lattice, to cyclically competing populations indeed stabilizes the coexistence [5, 7], the scenario to stability unraveled here is distinct from the spatial or discrete effects. Real networks are equipped with both clustering effects and broad degree distributions. In combination with the spatial effects, the heterogeneity effect may serve to maintain biodiversity, whose reasonable explanation has been a long-standing issue in the population biology.

- [1] J. Hopbauer and K. Sigmund. *Evolutionary games and population dynamics* (Cambridge University Press, Cambridge, 1998).
- [2] B. Kerr *et al.*, Nature (London) **418**, 171 (2002); B. C. Kirkup and M. A. Riley, *ibid.* **428**, 412 (2004).
- [3] B. Sinervo and C. M. Lively, Nature (London) **380**, 240 (1996).
- [4] G. Szabo and C. Hauert, Phys. Rev. Lett. **89**, 118101 (2002); D. Semmann, H.-J. Krambeck, and M. Milinski, Nature (London) **425**, 390 (2003).
- [5] R. Durrett and S. Levin, Theor. Pop. Biol. **53**, 30 (1998).
- [6] G. Szabó, A. Szolnoki, and R. Izsák, J. Phys. A: Math. Gen. **37**, 2599 (2004); A. Szolnoki and G. Szabó, Phys. Rev. E **70**, 037102 (2004); B. J. Kim, J. Liu, J. Um, and S.-I. Lee, Phys. Rev. E **72**, 041906 (2005).
- [7] K. Tainaka, Phys. Lett. A **176**, 303 (1993); Phys. Rev. E **50**, 3401 (1994); M. Frean and E. R. Abraham, Proc. R. Soc. Lond. B **268**, 1323 (2001); K. Sato, N. Yoshida, and N. Konno, Appl. Math. Comput. **126**, 255 (2002).
- [8] R. M. May and W. J. Leonard, SIAM J. Appl. Math. **29**, 243 (1975).
- [9] M. E. J. Newman, SIAM Rev. **45**, 167 (2003).
- [10] J. M. Montoya and R. V. Solé, J. Theor. Biol. **214**, 405 (2002); J. Camacho, R. Guimerà, and L. A. N. Amaral, Phys. Rev. Lett. **88**, 228102 (2002); J. A. Dunne, R. J. Williams, and N. D. Martinez, Proc. Natl. Acad. Sci. USA **99**, 12917 (2002); P. Jordano, J. Bascompte, and J. M. Olesen, Ecol. Lett. **6**, 69 (2003); D. B. Stouffer *et al.*, Ecology **86**, 1301 (2005).
- [11] R. Albert, H. Jeong, and A.-L. Barabási, Nature (London) **406**, 378 (2000); R. Cohen, K. Erez, D. ben-Avraham, and S. Havlin, Phys. Rev. Lett. **85**, 4626 (2000); R. Pastor-Satorras and A. Vespignani, *ibid.* **86**, 3200 (2001); Y. Moreno, R. Pastor-Satorras, and A. Vespignani, Eur. Phys. J. B **26**, 521 (2002).
- [12] N. Masuda and N. Konno, cond-mat/0504329 (2005).
- [13] Y. Kuramoto, *Chemical Oscillations, Waves, and Turbulence* (Springer-Verlag, Berlin, 1984).
- [14] A.-L. Barabási and R. Albert, Science **286**, 509 (1999).
- [15] R. Durrett and S. Levin, Theor. Pop. Biol. **46**, 363 (1994).

Figure 1: RSP dynamics on networks with $\langle k \rangle = 10$. The initial condition is given by the Bernoulli distribution with $\rho_0 = 0.7$ and $\rho_1 = \rho_2 = 0.15$, where ρ_i is the proportion of vertices that take state i . The densities ρ_0 (thin lines), ρ_1 (moderate lines), and ρ_2 (thick lines) are shown for (A) the R random graph with $n = 5000$. For (B) the ER random graph and (C) the BA model of the same size, only ρ_0 is shown for clarity. The survival probabilities based on 1000 runs are shown in (D) for the R random graph (thin line), the ER random graph (moderate line), and the BA model (thick line) with $n = 100$.

Figure 2: Stability of the coexistence solution of the ML model. The real part of the largest eigenvalues of the Jacobian matrix obtained from Eq. (8) is shown for $p = 0.1$ (thinnest line), $p = 0.3$, $p = 0.5$, $p = 0.7$, $p = 0.9$, and $p = 0.95$ (thickest line). We set $\langle k \rangle = 1$ for normalization.

Figure 3: ML dynamics on networks with $n = 5000$, $\langle k \rangle = 10$, $\alpha = 2/3$, and $\beta = 2$. The initial condition is given by $\rho_0 = 0$, $\rho_1 = \rho_2 = 0.25$, and $\rho_3 = 0.5$. The networks used are (A) the R random graph, (B) the ER random graph, (C) the BA model, and (D) the configuration model with a two-point degree distribution ($p = 0.9$, $k_1/k_2 = 0.1$). Shown are ρ_0 (dotted line), ρ_1 (thin solid lines), ρ_2 (moderate solid lines), and ρ_3 (thick solid lines). For clarity, only ρ_0 (lower traces) and ρ_1 (upper traces) are shown in (C) and (D).

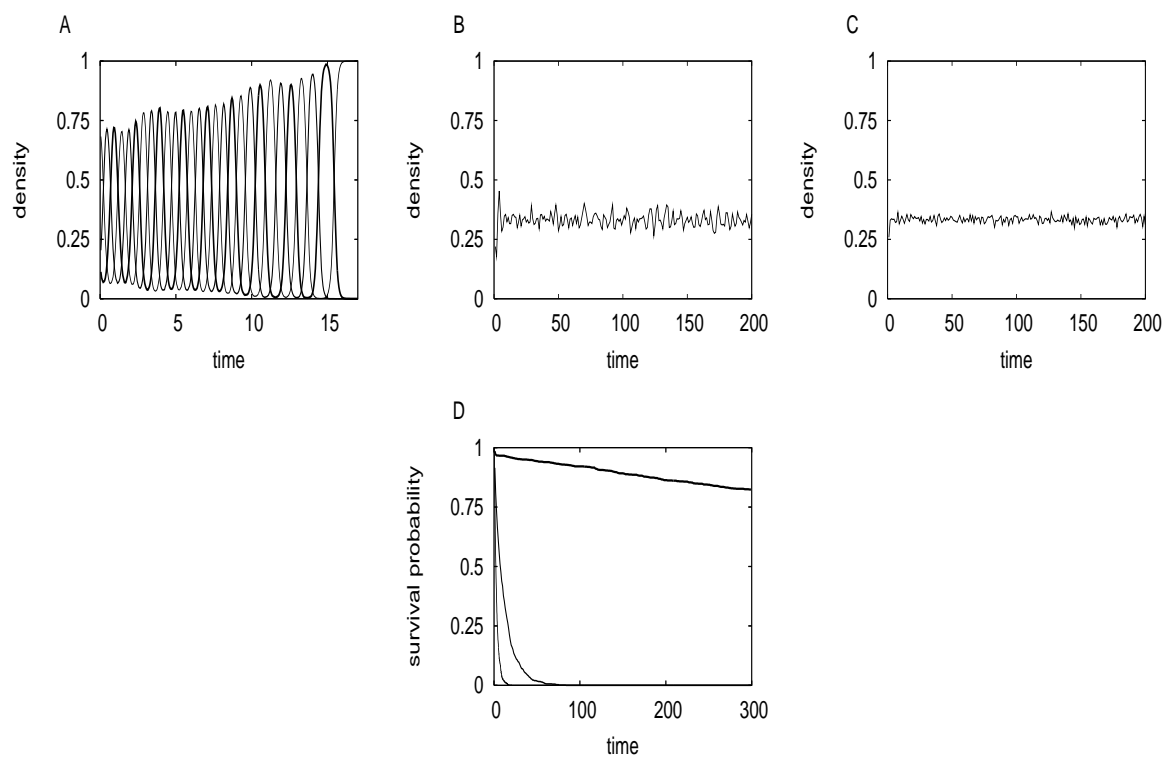


FIG. 1:

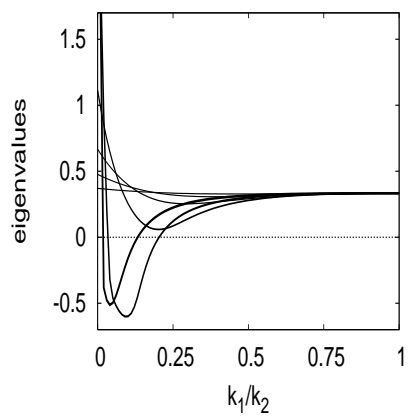


FIG. 2:

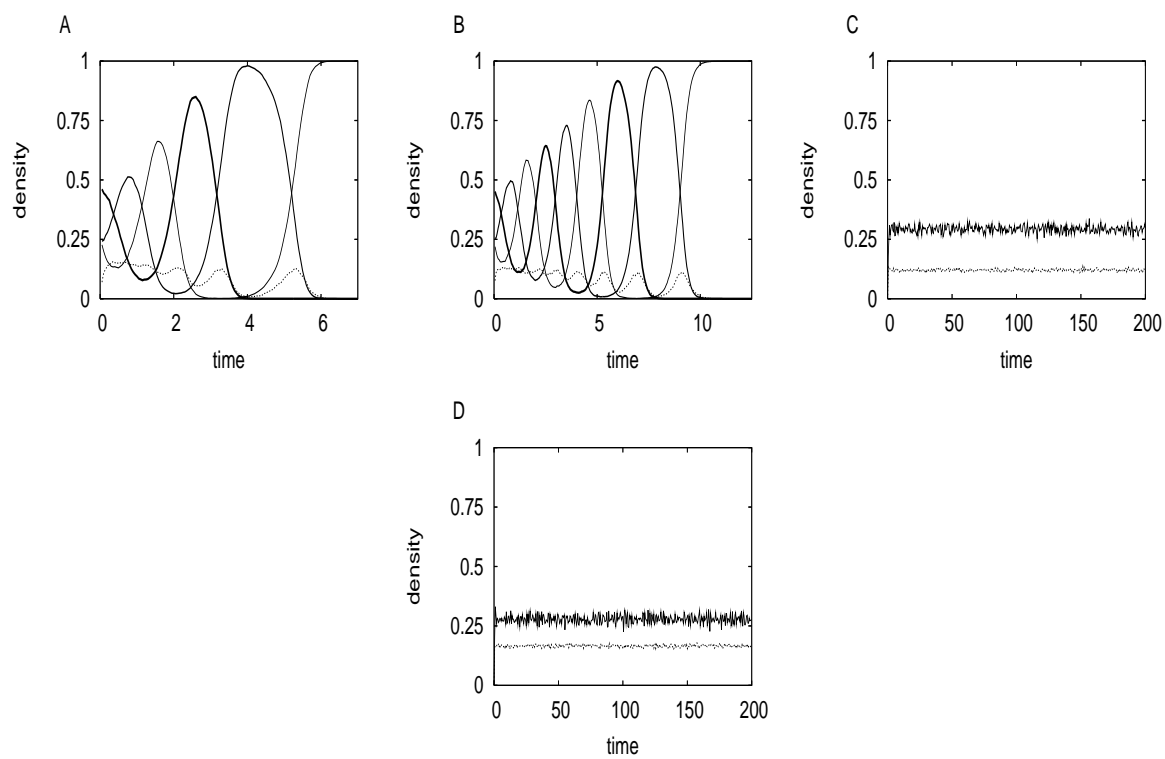


FIG. 3:

