

Restoration of Isotropy in Ising model on the Sierpiński gasket

Naoto Yajima¹

Graduate School of Human and Environmental Studies, Kyoto University, Kyoto 606-8501

Abstract

We study ferromagnetic Ising model on the Sierpiński gasket (SG) where the spin-spin interactions depend on directions. Using the renormalization group method, we show that the ratios of the correlation lengths restore the isotropy of the lattice as the temperature approaches zero. The restoration is either partial or perfect, depending on the interactions. In case of the partial restoration, we also evaluate the leading singular behavior of the correlation lengths.

1 Introduction

Restoration of microscopic isotropy in fractals with microscopic anisotropy is observed in various physical setups, including percolation [1], diffusion and random walks [2, 3], resistor networks[4], and Gaussian field theories [5]. The phenomena are unique in that it is absent in uniform media, while universal in that it is observed in a wide class of fractals.

The isotropic spin 1/2 Ising model on the Sierpiński gasket (SG) is known to have no phase transitions at finite temperatures. But the correlation length shows a drastic divergence as the temperature approaches zero [7, 8]. It is quite interesting whether the anisotropic version of the model exhibits isotropy restoration.

Indeed Brody and Ritz [9], and then Bhattacharyya and Chakrabarti [10] studied this problem in a partially anisotropic Ising model (which is obtained by setting $J_2 = J_3$ or $J_1 = J_2$ in our model) on the SG. Interestingly, they reached the opposite conclusions, namely, [9] concluded that there is a complete restoration, while [10] concluded that restoration is impossible.

In the present paper we carefully examine this (controversial) problem of isotropy restoration in the Ising model on the SG. We study the general anisotropic model where the spin-spin interactions take three different values according to the directions of the bonds.

In order to test for the possible restoration of isotropy, we define the correlation length for each of the three directions of the lattice. When the temperature is sufficiently high, the ratios between the three correlation lengths are almost the same as that of the interactions. We can say that behavior of the correlation lengths respects the anisotropy of the system.

A nontrivial question is whether the isotropy is restored when the temperature approaches zero and the correlation lengths diverge. We have examined the behavior of the correlation

¹ *present address:* JAMCO cooperation, 1-100 Takamatsu-cho, Tachikawa-shi, Tokyo 190-0011, Japan.

lengths by using the renormalization group, and found that the isotropy is indeed restored. However we also found that, depending on the interactions, the restoration can be either perfect or partial. When a perfect restoration takes place, all the ratios between the correlation lengths approach unity as the temperature approaches zero. When a partial restoration takes place, on the other hand, the ratio of the two correlation length approach unity, and the other correlation length becomes infinitely larger, as the temperature approaches zero.

It should be stressed that our result does not agree neither with the conclusion of [9] nor that of [10]. We have shown that the actual phenomena are much richer than those predicted in [9] or [10]. We understand why such different conclusions have been reached. As we shall discuss in Section 3.5, each of [9] and [10] essentially relies on a simple approximate form of the RG equation. But, as will be clear from the careful study presented here, the RG flow in this problem cannot be reduced to a single approximate map; one needs to use different forms in different regions of the parameter space. We thus believe that our analysis, which is clearly more elaborate and careful than the previous two, resolves the controversy and reveals the true behavior of the model.

We also stress that a distinction between the perfect and partial restorations of isotropy, as we have found in the present model, has not been observed in other models [1, 2, 3, 4, 5] where only perfect restorations were found. We still do not know why the partial restoration is found only in the Ising model.

Let us stress that the restoration of isotropy is a phenomenon peculiar to physical systems on fractals. In the Ising model on regular lattices, it is believed that the ratios of the correlation lengths respect the anisotropy of the underlying interactions no matter how large the correlation lengths are.

2 Model and main results

Here we define the model and state our main results.

We construct the SG following the standard procedure (Figure 1). We take a right triangle formed by bonds with the unit length, and call it the first generation SG. We then put three of these triangles together to construct the second generation SG, which is nothing but the double sized right triangle. In the next step, we put three second generation SG together and form the third generation SG. By continuing this procedure recursively, we can construct the n -th generation SG.

We define an Ising model on the n -th generation SG by associating with each site an Ising spin. The Hamiltonian is

$$\begin{aligned}\mathcal{H}_n = & -J_1(\sigma_{00}\sigma_{10} + \sigma_{10}\sigma_{20} + \sigma_{01}\sigma_{11} + \cdots) \\ & -J_2(\sigma_{10}\sigma_{01} + \sigma_{20}\sigma_{11} + \sigma_{11}\sigma_{02} + \cdots) \\ & -J_3(\sigma_{00}\sigma_{01} + \sigma_{10}\sigma_{11} + \sigma_{01}\sigma_{02} + \cdots),\end{aligned}\tag{1}$$

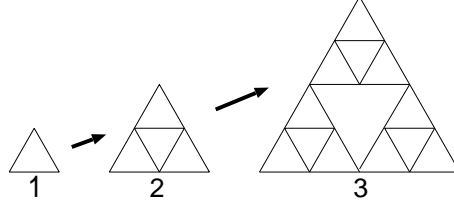


Figure 1: The first three generations of the Sierpiński gasket.

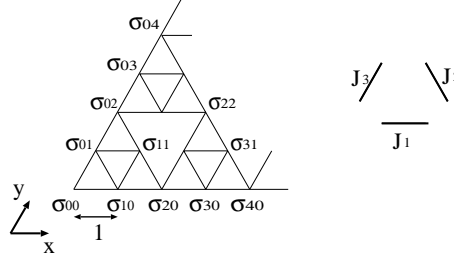


Figure 2: Ising model on the Sierpiński gasket. The spins are labeled according to the oblique coordinate

where the sums are taken over all the pairs of neighboring spins. We have named each spin variable according to the oblique coordinate as in Figure 2. The positive constants J_1, J_2 , and J_3 denote the exchange interactions in the three directions.

The thermal expectation value of any function A at temperature T is given by

$$\langle A \rangle_T^{(n)} = \frac{\text{Tr } A e^{-\beta \mathcal{H}_n}}{\text{Tr } e^{-\beta \mathcal{H}_n}}, \quad (2)$$

where Tr is a shorthand for the sum $\sigma_{ij} = \pm 1$ for all the spins, and $\beta = 1/k_B T$ is the inverse temperature.

We define the correlation length in the horizontal direction $\xi_1(T)$ by

$$\xi_1(T) = \lim_{n \rightarrow \infty} \frac{2^n}{-\ln \langle \sigma_{00} \sigma_{2^n 0} \rangle_T^{(n+1)}}. \quad (3)$$

Similarly we define the correlation length $\xi_2(T)$ and $\xi_3(T)$ for the other two directions as in Figure 3.

Our definition (3) of the correlation length is motivated by the observation that the correlation between the spins at the two ends of the lattice should behave as $\langle \sigma_{00} \sigma_{2^n 0} \rangle_T^{(n+1)} \approx \exp[-2^n / \xi_1(T)]$. This is apparently different from the usual definition motivated by $\langle \sigma_x \sigma_y \rangle_T \approx \exp[-|x - y| / \xi]$ for any sites x, y . For the Ising model on a regular lattice, however, the two

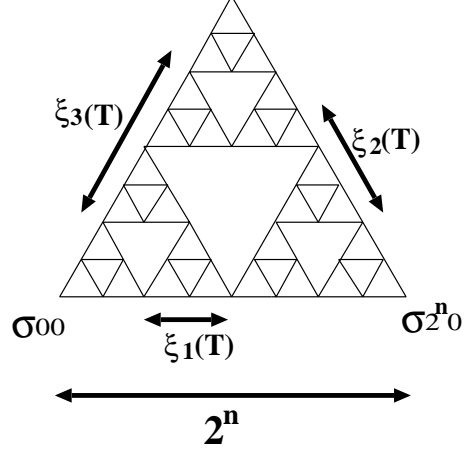


Figure 3: $\xi_1(T), \xi_2(T), \xi_3(T)$ are the correlation lengths in the three directions.

definitions are known to give the same correlation length (at least in the high-temperature region). We here expect similar equivalence, and concentrate on the simplest definition (3).

We can now state our main results. We take the interactions J_1, J_2 , and J_3 as $0 < J_1 \leq J_2 \leq J_3$. When the temperature approaches zero (which is the critical point of the model), the correlation lengths diverge. As for the ratios between the correlation lengths, we show that as $T \rightarrow 0$,

$$\frac{\xi_2(T)}{\xi_1(T)} \rightarrow 1, \quad \frac{\xi_3(T)}{\xi_1(T)} \rightarrow \infty, \quad (4)$$

if

$$\frac{J_3}{J_1} \geq \frac{2J_2}{J_1} + 1, \quad (5)$$

which corresponds to the shaded region 1 in Figure 4, and

$$\frac{\xi_2(T)}{\xi_1(T)} \rightarrow 1, \quad \frac{\xi_3(T)}{\xi_1(T)} \rightarrow 1, \quad (6)$$

if

$$\frac{J_3}{J_2} < \frac{2J_2}{J_1} + 1, \quad (7)$$

which corresponds to the shaded region 2 in Figure 4. These are the partial and the perfect restoration of isotropy that we have discussed in the Introduction.

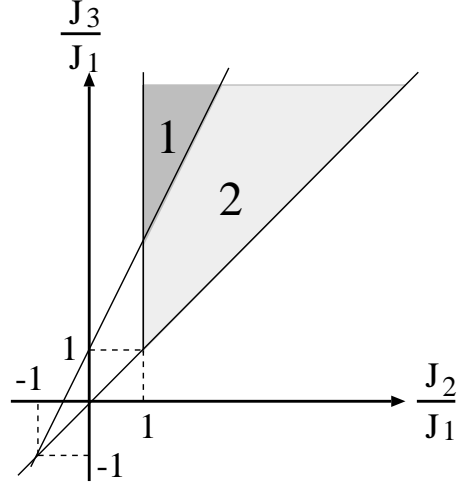


Figure 4: The region 1 is where $J_3/J_1 \geq (2J_2)/J_1 + 1$. The region 2 is where $J_3/J_1 < (2J_2)/J_1 + 1$. We have partial or complete restoration of anisotropy in these two regions, respectively.

Moreover when the interactions satisfy (5), and we have a partial isotropy restoration (4), we show that the leading singular behavior of the correlation lengths are given by

$$\xi_1(T) \simeq \xi_2(T) \simeq \exp \left[(\ln 2) e^{2(J_1+J_2)/(k_B T)} \right], \quad (8)$$

$$\xi_3(T) \simeq \exp \left[(\ln 2) e^{2(J_1+J_2)/(k_B T)} \right] \exp \left[\frac{2(J_3 - J_1 - 2J_2)}{k_B T} \right], \quad (9)$$

as $T \rightarrow 0$. We see that the correlation lengths diverge as a double exponential of $1/(k_B T)$, while the ratio $\xi_3(T)/\xi_1(T)$ diverges as a single exponential of $1/(k_B T)$. (The double exponential behavior is peculiar to the Ising model on the SG, and was already found in the isotropic model with $J_1 = J_2 = J_3$. See[8].)

In the next section we derive these results by using the exact renormalization group method.

3 Derivation

3.1 Renormalization group transformation

It is well known that various models on the SG can be treated by using the exact renormalization group transformation (usually called “decimation”) where one sums up parts of the degrees of freedom.

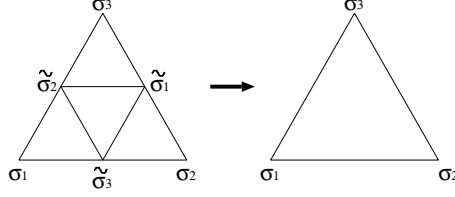


Figure 5: Thanks to the special geometry of the SG, the renormalization group map can be obtained if we consider a decimation procedure for the second generation SG.

Let \mathcal{H}_n be the Hamiltonian of the form (1) on the n -th generation SG, and let $A[(\sigma_{xy})]$ be an arbitrary function of σ_{xy} with both x and y being even. We denote by Tr' the sum over $\sigma_{xy} = \pm 1$ for all the sites xy with both x and y being even. We let Tr'' denote the sum over $\sigma_{xy} = \pm 1$ for the rest of the sites. Then from (2), we find that

$$\langle A \rangle_T^{(n)} = \frac{\text{Tr} A e^{-\tilde{\mathcal{H}}_n}}{\text{Tr} e^{-\tilde{\mathcal{H}}_n}} = \frac{\text{Tr}' A \text{Tr}'' e^{-\tilde{\mathcal{H}}_n}}{\text{Tr}' \text{Tr}'' e^{-\tilde{\mathcal{H}}_n}} = \frac{\text{Tr}' A e^{-\tilde{\mathcal{H}}'_n}}{\text{Tr}' e^{-\tilde{\mathcal{H}}'_n}}, \quad (10)$$

where we set $\tilde{\mathcal{H}}_n = \beta \mathcal{H}_n$, and defined $\tilde{\mathcal{H}}'_n$ by $\exp(-\tilde{\mathcal{H}}'_n) = \text{Tr}'' \exp(-\tilde{\mathcal{H}}_n)$. Note that the final expression can be regarded as the thermal expectation value in the Ising model on the $(n-1)$ -th generation SG with the Hamiltonian $\tilde{\mathcal{H}}'_n$.

Because of the special geometry of the SG, the interactions in the new Hamiltonian (as functions of the interactions in $\tilde{\mathcal{H}}'_n$) are independent of the generation n . Therefore it suffices to consider the case with $n = 2$.

Let \mathcal{H} be a Hamiltonian on the second generation SG, and write it as

$$\begin{aligned} \tilde{\mathcal{H}} = \beta \mathcal{H} = & -K_1(\tilde{\sigma}_1 \tilde{\sigma}_2 + \sigma_2 \tilde{\sigma}_3 + \tilde{\sigma}_3 \sigma_1) \\ & -K_2(\tilde{\sigma}_1 \sigma_2 + \tilde{\sigma}_2 \tilde{\sigma}_3 + \sigma_3 \tilde{\sigma}_1) \\ & -K_3(\sigma_1 \tilde{\sigma}_2 + \tilde{\sigma}_2 \sigma_3 + \tilde{\sigma}_3 \sigma_1), \end{aligned} \quad (11)$$

where $K_i \equiv \beta J_i, i = 1, 2, 3$ (see Figure 5). We use K_i instead of βJ_i later on. Since $K_i \propto 1/T$, $T \rightarrow 0$ means $K_i \rightarrow \infty$. Renormalized parameters K'_1, K'_2, K'_3 are determined by

$$\sum_{\tilde{\sigma}_1=\pm 1} \sum_{\tilde{\sigma}_2=\pm 1} \sum_{\tilde{\sigma}_3=\pm 1} e^{-\beta \mathcal{H}} = e^{-\beta \tilde{\mathcal{H}}'}, \quad (12)$$

and

$$\tilde{\mathcal{H}}' = -K'_1 \sigma_1 \sigma_2 - K'_2 \sigma_2 \sigma_3 - K'_3 \sigma_3 \sigma_1. \quad (13)$$

An explicit calculation shows that

$$K'_1 = \frac{1}{4} \ln \left[\frac{B \cosh(2K_1)}{A \cosh(2K_2) \cosh(2K_3)} \right], \quad (14)$$

$$K_2' = \frac{1}{4} \ln \left[\frac{B \cosh(2K_2)}{A \cosh(2K_3) \cosh(2K_1)} \right], \quad (15)$$

$$K_3' = \frac{1}{4} \ln \left[\frac{B \cosh(2K_3)}{A \cosh(2K_1) \cosh(2K_2)} \right], \quad (16)$$

where

$$A = \exp(K_1 + K_2 + K_3) + \sum_{i=1}^3 \exp(2K_i - K_1 - K_2 - K_3), \quad (17)$$

and

$$B = \exp(K_1 + K_2 + K_3) \cosh[2(K_1 + K_2 + K_3)] \\ + \sum_{i=1}^3 \exp(2K_i - K_1 - K_2 - K_3) \cosh[2(K_1 + K_2 + K_3 - 2K_i)]. \quad (18)$$

We set $K_i(0) = \beta J_i$ for $i = 1, 2, 3$. We apply the renormalization group (RG) map (14)–(16) to the initial conditions $K_1(0), K_2(0), K_3(0)$ repeatedly. We denote $K_1(n), K_2(n), K_3(n)$ the results of n applications of the RG map.

3.2 Correlation lengths

Here we derive general expression for the correlation lengths by using the RG. Let \mathcal{H}_n be the Hamiltonian of the form (1) on the n -th generation SG. By using (10) n times, we find

$$\langle \sigma_{00} \sigma_{2^n 0} \rangle_T^{(n+1)} = \langle \sigma_{00} \sigma_{10} \rangle_{\tilde{\mathcal{H}}_1}^{(1)}, \quad (19)$$

where the right-hand side represents the expectation value in the model on the first generation SG, and

$$\tilde{\mathcal{H}}_1' = -K_1(n) \sigma_{00} \sigma_{01} - K_2(n) \sigma_{01} \sigma_{10} - K_3(n) \sigma_{10} \sigma_{00}. \quad (20)$$

By explicitly calculating the right-hand side of (19), we find

$$\langle \sigma_{00} \sigma_{10} \rangle_{\tilde{\mathcal{H}}_1}^{(1)} = \frac{e^{K_1(n)} \cosh(K_2(n) + K_3(n)) - e^{-K_1(n)} \cosh(K_2(n) - K_3(n))}{e^{K_1(n)} \cosh(K_2(n) + K_3(n)) + e^{-K_1(n)} \cosh(K_2(n) - K_3(n))}. \quad (21)$$

To evaluate the correlation lengths, we let n_0 be a sufficiently large number such that $K_i(n) \ll 1$ holds for all $n \geq n_0$. Then, for $n \geq n_0$, the RG map (14)–(16) are approximated as

$$K_i(n+1) \simeq K_i(n)^2, \quad (22)$$

whose solution is

$$K_i(n) \simeq K_i(n_0)^{2^{n-n_0}}, \quad (23)$$

for $i = 1, 2, 3$.

When $K_i(n)$ are all sufficiently small, the right-hand side of (21) is approximated as $K_1(n)$. Then from the definition (3) we immediately get

$$\xi_1(T) \simeq -\frac{2^{n_0}}{\ln K_1(n_0)}. \quad (24)$$

Exactly the same analysis is used for the other directions, and we get

$$\xi_i(T) \simeq -\frac{2^{n_0}}{\ln K_i(n_0)}, \quad (25)$$

for $i = 1, 2$, and 3.

3.3 Behavior of the correlation length in the isotropic case

Before dealing with the problem of isotropy restoration, we briefly examine the singular behavior of the correlation length in the isotropic model with $J_1 = J_2 = J_3$. (Since $K_i(n)$ are identical for $i = 1, 2, 3$, we drop the subscript i hereafter.) Since we have the expression (3), it suffices to evaluate n_0 .

Since we are interested in the $T \rightarrow 0$ limit, we assume $K(0) \gg 1$, and note that (14)–(16) are approximated as

$$K(n+1) \simeq K(n) - \exp(-4K(n)), \quad (26)$$

if $K(n) \gg 1$ holds. This difference equation is well approximated by the differential equation

$$\frac{d}{dn}K(n) = -e^{4K(n)}, \quad (27)$$

whose solution is

$$K(n) = \frac{1}{4} \ln(e^{4K(0)} - 4n). \quad (28)$$

To check the accuracy of the approximation we compared in Figure 6 the RG flow obtained by numerically solving (14)–(16) with the solution (28). We find that the approximation (28) is quite accurate as long as $K(n) \gtrsim 1$. Furthermore, we observe that $K(n)$ immediately enters the region $K(n) \ll 1$ when the condition $K(n) \gtrsim 1$ is violated.

Based on the second observation, we assume that the behavior of the RG flow in the regions $K(n) \ll 1$ and $K(n) \gg 1$ can be connected almost smoothly.

To determine n_0 , we set $K(n_0) = K_0$, where $K_0 \ll 1$ is an arbitrary constant that we shall fix. Then from (28) we get

$$n_0 = \frac{1}{4} (e^{4K(0)} - e^{4K_0}). \quad (29)$$

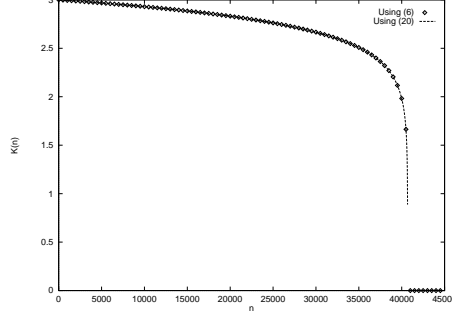


Figure 6: Diamonds denote every 500 points of renormalization flow, while the curve is the approximate RG flow of (28).

By substituting this expression to (25), we finally get

$$\xi(T) \simeq \frac{2^{\frac{1}{4}}(e^{4K(0)} - e^{4K_0})}{\ln K_0} \propto \exp \left[\text{const.} \cdot e^{4K(0)} \right] = \exp \left[C e^{4J/(k_B T)} \right], \quad (30)$$

is agreement with [8]. Here C is a constant (which cannot be determined precisely from the present crude analysis).

3.4 Partial and perfect restoration of isotropy

We now treat the general case with $K_1(0) \leq K_2(0) \leq K_3(0)$. We concentrated on the region with $K_i(n) \gg 1$. The RG flow in this region essentially determines the low temperature behavior of the system. Here the RG map (14) is approximated as

$$\begin{aligned} K_1(n+1) \simeq & K_1(n) - \frac{1}{4} \left(e^{-2(K_1(n)+K_2(n))} + e^{-2(K_2(n)+K_3(n))} \right. \\ & \left. + e^{-2(K_3(n)+K_1(n))} - e^{-4K_1(n)} + e^{-4K_2(n)} + e^{-4K_3(n)} \right). \end{aligned} \quad (31)$$

We get similar equations for K_2 and K_3 from (15) and (16), respectively. (They are obtained by cyclic permutations of the indices 1, 2, and 3.)

Let us first focus on the behavior of the RG flow on the line $K_2(n)/K_1(n) = 1$, and farther assume that $K_3(n) - K_1(n) \gg 1$. Then the RG map (31) is approximated as

$$\frac{K_3(n+1)}{K_1(n+1)} - \frac{K_3(n)}{K_1(n)} \simeq \left(4K_1(n)e^{4K_1(n)} \right)^{-1} \left(\frac{K_3(n)}{K_1(n)} - 3 \right). \quad (32)$$

This implies that in the two dimensional space, the point $(K_2(n)/K_1(n), K_3(n)/K_1(n)) = (1, 3)$ is a fixed point. Moreover we find that there are RG flows which go out from the fixed point as in Figure 7.

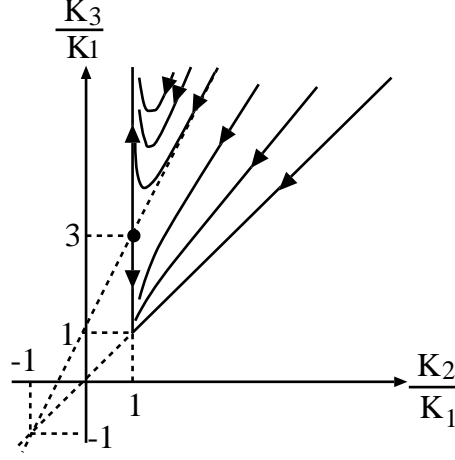


Figure 7: The RG flow in the two dimensional space $(K_2^{(n)}/K_1^{(n)}, K_3^{(n)}/K_1^{(n)})$, which is expected from (31). There are three fixed points $(K_2^{(n)}/K_1^{(n)}, K_3^{(n)}/K_1^{(n)}) = (1, \infty)$, $(1, 3)$, and $(1, 1)$.

Next we consider the case with $K_2(n)/K_1(n) > 1$ which is the region 1 in Fig 4. From (31) we find that $K_2(n+1)/K_1(n+1) > K_2(n)/K_1(n)$, and the RG map (31) is approximated as

$$\left(\frac{K_3(n)}{K_1(n)} + 1\right) \left(\frac{K_2(n)}{K_1(n)} + 1\right)^{-1} \simeq \left(\frac{K_3(n+1)}{K_1(n+1)} + 1\right) \left(\frac{K_2(n+1)}{K_1(n+1)} + 1\right)^{-1}. \quad (33)$$

It is expected that the RG flow in the case with $K_2(n)/K_1(n) > 1$ is like Figure 7. In the case with $K_3(n)/K_1(n) \geq 2K_2(n)/K_1(n) + 1$, the RG flow goes to the fixed point $(K_2(n)/K_1(n), K_3(n)/K_1(n)) = (1, \infty)$. And in the case with $K_3(n)/K_1(n) < 2K_2(n)/K_1(n) + 1$, the RG flow goes to the fixed point $(K_2(n)/K_1(n), K_3(n)/K_1(n)) = (1, 1)$.

We shall confirm this picture in each case in what follows.

3.4.1 Partial restoration of isotropy

Now we treat the case with $K_3(n)/K_1(n) \geq (2K_2(n))/K_1(n) + 1$. We separately consider three different regimes of n . We let n_1 be such that $K_1(n_1) \simeq K_2(n_1) \simeq 1, K_3(n_1) \gg 1$ (we will confirm that such n_1 exist). Then (31) transforms into

$$\frac{dK_1(n)}{dn} \simeq -\frac{1}{4} \left(e^{-2(K_1(n)+K_2(n))} - e^{-4K_1(n)} + e^{-4K_2(n)} \right), \quad (34)$$

$$\frac{dK_2(n)}{dn} \simeq -\frac{1}{4} \left(e^{-2(K_1(n)+K_2(n))} + e^{-4K_1(n)} - e^{-4K_2(n)} \right), \quad (35)$$

$$\frac{dK_3(n)}{dn} \simeq -\frac{1}{4} \left(e^{-2(K_1(n)+K_2(n))} + e^{-4K_1(n)} + e^{-4K_2(n)} \right), \quad (36)$$

where we used that $K_3(n) - K_1(n) \gg 1$. These equations are solved analytically. By letting $L_1(n) = e^{-2(K_1(n)+K_2(n))}$, $L_2(n) = e^{-2(K_2(n)+K_3(n))}$, and $L_3(n) = e^{-2(K_3(n)+K_1(n))}$, the equations (34), (35) and (36) become

$$\frac{dL_1(n)}{n} \simeq L_1(n)^2, \quad (37)$$

$$\frac{dL_2(n)}{n} \simeq L_1(n)(L_2(n) + L_3(n)), \quad (38)$$

and

$$\frac{dL_3(n)}{n} \simeq L_1(n)(L_2(n) + L_3(n)), \quad (39)$$

respectively. From (37) we have

$$L_1(n) \simeq \frac{L_1(0)}{1 - L_1(0)n}. \quad (40)$$

We define $L_{\pm}(n) \equiv L_2(n) \pm L_3(n)$,

$$\frac{dL_+(n)}{dn} \simeq 2L_1(n)L_+(n) = \frac{2L_1(0)}{1 - L_1(0)n}L_+(n), \quad (41)$$

and by solving the differential equation, we get

$$L_+(n) \simeq \frac{L_2(0) + L_3(0)}{(1 - L_1(0)n)^2}. \quad (42)$$

As for $L_-(n) \equiv L_2(n) - L_3(n)$, we have

$$\frac{dL_-(n)}{dn} \simeq 0, \quad (43)$$

and thus

$$L_-(n) \simeq L_-(0) = L_2(0) - L_3(0). \quad (44)$$

From (42) and (44), we find

$$\begin{aligned} L_2(n) &= \frac{L_+(n) + L_-(n)}{2} \\ &\simeq \frac{L_2(0) + L_3(0) + (L_2(0) - L_3(0))(1 - L_1(0)n)^2}{2(1 - L_1(0)n)^2} \end{aligned} \quad (45)$$

$$\begin{aligned} L_3(n) &= \frac{L_+(n) - L_-(n)}{2} \\ &\simeq \frac{L_2(0) + L_3(0) - (L_2(0) - L_3(0))(1 - L_1(0)n)^2}{2(1 - L_1(0)n)^2}. \end{aligned} \quad (46)$$

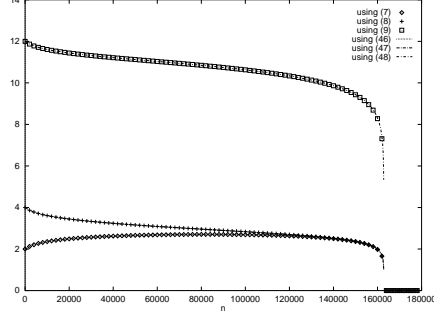


Figure 8: The squares, the puls signs, and the diamonds represent every 2000 points of K_1 , K_2 , and K_3 , respectively. The curves are the corresponding approximate RG flows of (47), (48), and (49).

Therefore $K_1(n)$, $K_2(n)$, and $K_3(3)$ are finally expressed as

$$K_1(n) \simeq \frac{1}{4} \ln \left[\frac{L_2(n)}{L_1(n)L_3(n)} \right], \quad (47)$$

$$K_2(n) \simeq \frac{1}{4} \ln \left[\frac{L_3(n)}{L_1(n)L_2(n)} \right], \quad (48)$$

$$K_3(n) \simeq \frac{1}{4} \ln \left[\frac{L_1(n)}{L_2(n)L_3(n)} \right]. \quad (49)$$

From (47), we see that n_1 can be taken as

$$n_1 \simeq e^{2(L_1(0)+L_2(0))}. \quad (50)$$

We can confirm $K_1(n_1) \simeq K_2(n_1) \simeq 1$ by putting n_1 in (47) (48).

In Figure 8, we compare the approximate RG flow (47), (48), (49) with numerical data. The agreement is again quite satisfactory.

Next we consider the regime of $n_2 > n > n_1$, when n_2 is such that $K_1(n_2) \ll 1$, $K_2(n_2) \ll 1$, and $K_3(n_2) \simeq 1$. In this regime (14), (15) and (16) are approximated as

$$K_1(n+1) \simeq 4K_1(n), \quad (51)$$

$$K_2(n+1) \simeq 4K_2(n), \quad (52)$$

$$K_3(n+1) \simeq K_3(n) - \frac{1}{2} \ln 2. \quad (53)$$

(51), (52) and (53) are solved as

$$K_1(n) \simeq (2^{n-n_1} - 1)K_1(n_1)^{2^{n-n_1}} \quad (54)$$

$$K_2(n) \simeq (2^{n-n_1} - 1)K_2(n_1)^{2^{n-n_1}} \quad (55)$$

$$K_3(n) \simeq K_3(n_1) - \frac{(n - n_1)}{2} \ln 2. \quad (56)$$

From (56) and $K_3(n_2) \simeq 1$, n_2 is estimated like

$$n_2 \simeq n_1 + \frac{2}{\ln 2} (K_3(0) - K_1(0) - 2K_2(0)). \quad (57)$$

The correlation lengths are estimated by using (25) and (54)-(56).

$$\xi_1(T) \simeq \frac{1}{-\ln K_1(n_1)} 2^{\exp[2(K_1(0)+K_2(0))]} \quad (58)$$

$$\sim 2^{\exp[2(K_1(0)+K_2(0))]} \quad (59)$$

$$\xi_2(T) \simeq \frac{1}{-\ln K_2(n_1)} 2^{\exp[2(K_1(0)+K_2(0))]} \quad (60)$$

$$\sim 2^{\exp[2(K_1(0)+K_2(0))]} \quad (61)$$

$$\xi_3(T) \simeq \frac{1}{-\ln K_3(n_0)} 2^{\exp[2(K_1(0)+K_2(0))] + \frac{2}{\ln 2}(K_3(0)-K_1(0)-2K_2(0))} \quad (62)$$

$$\sim 2^{\exp[2(K_1(0)+K_2(0))] + \frac{2}{\ln 2}(K_3(0)-K_1(0)-2K_2(0))} \quad (63)$$

The ratio of $\xi_3(T)$ to $\xi_1(T)$ (or $\xi_2(T)$) diverges, when $T \rightarrow \infty$.

3.4.2 Perfect restoration of isotropy

Finally we show that, in the region 2, one has $K_2/K_1 \rightarrow 1$ and $K_3/K_1 \rightarrow 1$ as $T \rightarrow 0$, i.e, there is a perfect restoration of the isotropy. We treat the following three cases separately.

(i) *The case with $K_2/K_1 = 1$.*

By assuming $K_3(n) - K_1(n) \gg 1$ in the RG map (31), we get

$$\frac{K_3(n)}{K_1(n)} - \frac{K_3(n+1)}{K_1(n+1)} \simeq \frac{e^{4K_1(n)}}{4K_1(n)} \left\{ 3 - \frac{K_3(n)}{K_1(n)} \right\}, \quad (64)$$

and

$$K_1(n) - K_1(n+1) \simeq \frac{e^{-4K_1(n)}}{4}. \quad (65)$$

By setting $x_n \equiv K_1(n)$ and $y_n \equiv K_3(n)/K_1(n)$, these two relations yield

$$\frac{y_{n+1} - y_n}{x_{n+1} - x_n} \simeq \frac{3 - y_n}{x_n}. \quad (66)$$

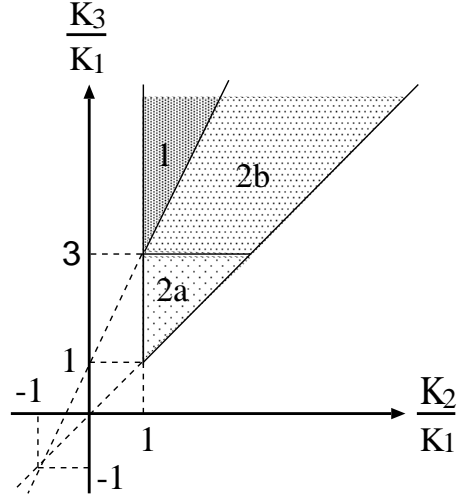


Figure 9: The region 2a with $K_2/K_1 > 1$, $K_3/K_1 < 3$, and the region 2b with $K_3/K_1 < 2(K_2/K_1) + 1$, $K_3/K_1 \geq 3$.

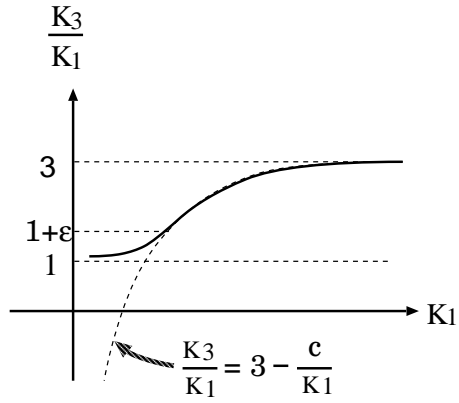


Figure 10: The RG flow in the two-dimensional space $(K_1(n), K_3(n)/K_1(n))$.

This becomes a differential equation $dy/dx = (3 - y)/x$ whose solution is $y = 3 - C/x$ with an arbitrary constant C . Therefore $K_1(n)$ and $(K_3(n)/K_1(n))$ vary on the curve

$$\frac{K_3(n)}{K_1(n)} = 3 - \frac{C}{K_1(n)} \quad (67)$$

as in the Figure 10. When n is large and the assumption $K_3(n) - K_1(n) \gg 1$ is no longer valid, the RG flow deviates from the curve (67). Let $1 + \epsilon$ be the value of $K_3(n)/K_1(n)$ when this deviation starts to take place. We can take ϵ as small as we wish by letting $T \rightarrow 0$ (i.e., $K_1(0) \rightarrow \infty$). Therefore we conclude that $K_3/K_1 \rightarrow 1$ as $T \rightarrow 0$.

(ii) *The cases with $K_2/K_1 > 1$ and $K_3/K_1 < 3$ (the region 2a in Fig. 9).*

As in the case (i), the RG map (31) and the assumption $K_3(n) - K_1(n) \gg 1$ yield the equation (64). The equation (65) is modified as

$$K_1(n) - K_1(n+1) \lesssim \frac{e^{-4K_1(n)}}{4}, \quad (68)$$

which is a stronger relation than (65). Therefore the same argument as in (i) shows that $K_3(n)/K_1(n)$ can be made arbitrarily close to 1 by letting $T \rightarrow 0$.

(iii) *The case with $K_3/K_1 < 2(K_2/K_1) + 1$ and $K_3/K_1 \geq 3$ (the region 2b in Fig. 9).*

From equation (32), we find that the RG flow expressed in the $(K_2/K_1, K_3/K_1)$ plane follows the curves in Figure 9. Thus the RG trajectories flow from the region 2b into the region 2a. In what follows, we will show that the conditions $K_3(n) - K_1(n) \gg 1$ and $K_2(n) - K_1(n) \gg 1$ are satisfied when the trajectory enters the region 2a, provided that we take sufficiently small T . Then we can make use of the discussion in (ii) to conclude that a perfect isotropy restoration take place for $T \rightarrow 0$. Supposing that $K_3(n) - K_1(n) \gg 1$ and $K_2(n) - K_1(n) \gg 1$, the RG map (31) yields

$$K_1(n) - K_1(n+1) \simeq -\frac{e^{-4K_1(n)}}{4}. \quad (69)$$

Since this shows that $K_1(n)$ is increasing in n , we see that the desired condition $K_3(n) - K_1(n) \gg 1$ is valid when the trajectory enters the region 2a. Let a be the value of $K_2(n)/K_1(n)$ when the trajectory enters 2a. By taking $K_1(0)$ so that $(a - 1)K_1(0) \gg 1$, we can guarantee that the desired condition $K_2(n) - K_1(n) \gg 1$ is valid when the trajectory enters 2a.

3.5 Difference from the previous studies

Brody and Ritz [9], and then Bhattacharyya and Chakrabarti [10] studied the same problem of restoration of isotropy in the Ising model on the Sierpiński gasket. They both started

from partially anisotropic model with $J_2 = J_3$ or $J_1 = J_2$, and studied the model using the same RG equation. But the conclusion of [9] is that there is a complete isotropy restorations, while that of [10] is that isotropy restoration is impossible.

Note that our conclusion that the restoration may be either partial or perfect, agrees with neither of these two conclusions. We stress that our analysis is much more elaborate and careful than the previous two, and provides the most reliable conclusion.

Let us point out some of the inaccurate points in the previous works, which may be the sources of (partially) incorrect conclusions.

In [10], the authors make a rather crude “weak coupling” approximation to the RG map, which effectively brings the system to an extremely high temperature (at once). Then there is no room for nonlinear effects to take place, and one sees no isotropy restoration.

In [9], on the other hand, the authors make a dangerous approximation with the opposite philosophy from that in [10]. When deriving their key equation (7), the authors rely on a “rescaling” argument which can never be exact. Consequently (7) becomes an approximation which is probably valid only when $K_{n+1} \sim 1$. But the latter condition cannot be assumed for $L_n \ll 1$.

In fact our analysis clearly demonstrates that the present problem cannot be understood using a single approximate RG map. One needs to carefully use different approximations depending on the ranges of parameters, as we have done.

Acknowledgments: I wish to thank Professor Hisao Hayakawa for useful discussions and continual encouragement. The part of the present work was done when the author was at Gakushuin University. I wish to thank Professor Hal Tasaki for his suggestion of the present problem and useful discussions. I also thank Hiroto Kuninaka and Kim Hyeon-Deuk for kindly assisting me in the preparation of the paper.

References

- [1] J. Vannimenus and M. Knežević, J. Phys. C: Solid State Phys. **17**, 4927 (1984).
- [2] H. Watanabe, J. Phys. A **18**, 2807 (1985).
- [3] M. T. Barlow and R. F. Bass, Proc. R. Probab. Theory. Relat. Fields **100**, 85 (1994).
- [4] M. T. Barlow, K. Hattori, T. Hattori, H. Watanabe, Phys. Rev. Lett **75**, 3042 (1995).
- [5] K. Hattori, T. Hattori, H. Watanabe, Prog. Theor. Phys. Suppl. **92**, 108 (1987)
- [6] W. Sierpiński, C. R . hebdom. Séances Acad. Sci., Paris **162**, 629 (1916).
- [7] D. R. Nelson and M. E. Fisher, Ann. Phys. **91**, 226 (1975).

- [8] Y. Gefen, B. B. Mandelbrot, and A. Aharony, Phys. Rev. Lett **45**, 855 (1980).
- [9] D. Brody and A. Ritz, Phys. Lett. **A233**, 430 (1997).
- [10] B. Bhattacharyya and A. Chakrabarti, Phys. Rev. **B58**, 2376 (1998).