

Quantum Spin Hall Effect and Topologically Invariant Chern Numbers

D. N. Sheng,¹ Z. Y. Weng,² L. Sheng,³ and F. D. M. Haldane⁴

¹*Department of Physics and Astronomy, California State University, Northridge, CA 91330*

²*Center for Advanced Study, Tsinghua University, Beijing 100084, China*

³*Department of Physics and Texas Center for Superconductivity, University of Houston, Houston, TX 77204*

⁴*Department of Physics, Princeton University, Princeton, NJ 08544*

We present a topological description of quantum spin Hall effect (QSHE) in a two-dimensional electron system on honeycomb lattice with both intrinsic and Rashba spin-orbit couplings. We show that the topology of the band insulator can be characterized by a 2×2 traceless matrix of first Chern integers. The nontrivial QSHE phase is identified by the nonzero diagonal matrix elements of the Chern number matrix (CNM). A spin Chern number is derived from the CNM, which is conserved in the presence of finite disorder scattering and spin nonconserving Rashba coupling. By using the Laughlin's gedanken experiment, we numerically calculate the spin polarization and spin transfer rate of the conducting edge states, and determine a phase diagram for the QSHE.

PACS numbers: 73.43.-f, 72.25.-b, 73.43.Nq

Topological quantities are fundamentally important in characterizing a new kind of order—topological order¹, which cannot be described in the paradigm of a Landau symmetry breaking theory. For two-dimensional (2D) electron systems in perpendicular magnetic fields, they are manifested in the transverse electrical transport in integer and fractional quantum Hall effect (IQHE/FQHE) states². It was first revealed by Thouless *et. al.*³ that each IQHE state is associated with a topologically invariant integer known as first Chern number, which precisely equals the Hall conductance in units of e^2/h . The exact quantization of the Hall conductance can also be formulated in terms of a 2D band-structure Berry phase^{3,4,5,6}, which remains an integral invariant till the band energy gap (or more precisely the mobility gap⁷ in the presence of disorder) collapses.

While the conventional IQHE is usually associated with strong magnetic fields, Haldane⁸ has explicitly shown that it can actually occur in the absence of magnetic field in band insulators with graphene-like band structure. The one-component Haldane's model explicitly breaks time-reversal symmetry, resulting in a condensed-matter realization of a parity symmetry anomaly with chiral edge states at the boundary of the sample. In realistic electron systems, however, the coupled spin degrees of freedom can recover the time reversal symmetry by forming Kramers degenerate states, which belong to the universality class of zero charge Chern number as the total Berry curvature of the occupied energy band of both spins sums to zero.

This class of insulator has been recently found^{9,10} to possess a dissipationless quantum spin Hall effect (QSHE)¹¹, which is distinct from the intrinsic spin Hall effect (SHE) in the metallic systems¹². The QSHE has been shown to be robust against disorder scattering and other perturbation effects^{9,10}. Whether there exists an underlying topological invariant “protecting” the QSHE is a very important issue for both fundamental under-

standing and potential applications of the QSHE. While the previously proposed^{9,13} Z_2 classification of the QSHE suggests that the conducting edge states are protected by time-reversal symmetry, it does not distinguish between two QSHE states with spin Hall conductance (SHC) of opposite signs. Thus it remains an open issue if the QSHE states can be classified by a more definite topological quantum number similar to the Chern number for the conventional IQHE.

In this Letter, we clarify the topological nature of the QSHE in graphene model with spin-orbit coupling. We present numerical evidence that a pair of nonchiral conducting edge states are responsible for the dissipationless spin current in the open system with disorder scattering. The spin transfer and spin accumulation are calculated, which increase linearly with the flux insertion in the Laughlin's gedanken experiment¹⁴. We further establish the relation between the conducting edge states, the topological invariant Chern number matrix (CNM) and a new conserved spin Chern number for the bulk system with electron Fermi energy lying inside the band gap. The nontrivial spin Chern number distinguishes a QSHE state from an ordinary band insulating state, and is responsible for the robust QSHC.

We begin with the 2D honeycomb lattice model^{8,9,10}, which is relevant to the 2D electrons in a single-atomic layer graphene system¹⁵:

$$H_0 = -t \sum_{\langle ij \rangle} c_i^\dagger c_j + \frac{2i}{\sqrt{3}} V_{SO} \sum_{\langle\langle ij \rangle\rangle} c_i^\dagger \boldsymbol{\sigma} \cdot (\mathbf{d}_{kj} \times \mathbf{d}_{ik}) c_j + iV_R \sum_{\langle ij \rangle} c_i^\dagger \hat{\mathbf{z}} \cdot (\boldsymbol{\sigma} \times \mathbf{d}_{ij}) c_j + \sum_i w_i c_i^\dagger c_i, \quad (1)$$

where $c_i^\dagger = (c_{i\uparrow}^\dagger, c_{i\downarrow}^\dagger)$ are electron creation operators, and $\boldsymbol{\sigma}$ is the Pauli matrix. The first term is the usual nearest neighbor hopping term, and the second term is an intrinsic SO coupling preserving the lattice symmetries with i and j as two next nearest neighbor sites and k

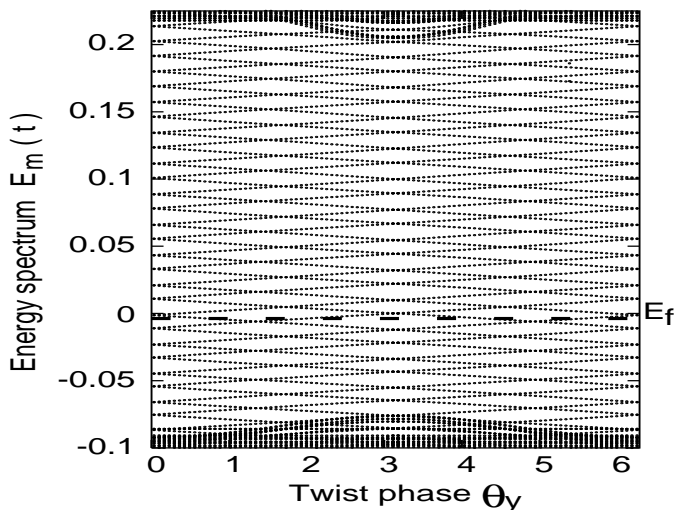


FIG. 1: The evolution of edge levels inside the bulk gap with twist boundary phase θ_y in a cylindrical 2D sample of $N = 480 \times 240$, $V_{SO} = 0.05t$, $V_R = 0.05t$ and $W = 1.0t$.

their unique common nearest neighbor. Here, the vector \mathbf{d}_{ik} points from k to i , with the distance between two nearest neighbor sites taken to be unity. The third term stands for the Rashba SO coupling with strength V_R , and the last term represents an on-site random disorder with strength $|w_i| \leq W/2$.

In the absence of the Rashba SO coupling $V_R = 0$, the model Eq. (1) reduces to a two-component Haldane's model⁸, which exhibits a quantized SHC $\sigma_{sH} = \pm 2\frac{e}{4\pi}$ with sign depending on the sign of V_{SO} . Such a QSHE has been shown to persist into a finite range of V_R ⁹ and disorder strength W ¹⁰, so long as the bulk band gap remains finite. In the following, we will perform systematic numerical simulations designed to reveal the topological characteristics of such a nontrivial band insulator.

Gauge experiment and edge states free from backward scattering—Let us first study a rectangular geometry of honeycomb lattice consisting of N_y zigzag chains with N_x atom sites on each chain. A twisted boundary condition is imposed¹⁶ in the \hat{y} -direction, and an open boundary condition is used in the \hat{x} -direction. The system is also equivalent to a cylindrical geometry threaded by a flux $\Phi = \frac{\theta_y}{2\pi}$ in the axial direction (\hat{x} -direction), similar to that used in the Laughlin's gedanken experiment¹⁴ for IQHE. The calculated energy levels for $V_{SO} = 0.05t$, $V_R = 0.05t$, $W = 1.0t$ and system size $N \equiv N_x \times N_y = 480 \times 240$ are plotted in Fig. 1. We see that some new states emerge within the bulk energy gap $-0.1t < E_m < 0.2t$ with the density of states much smaller than that of the bulk states outside the energy gap. These mid-gap states can be identified as edge states with their wavefunctions localized within a few lattice constants at the two open boundaries in the \hat{x} -direction and extended along the \hat{y} -direction.

The edge states in Fig. 1 continually evolve and cross each other with increasing θ_y . Similar to IQHE, the level

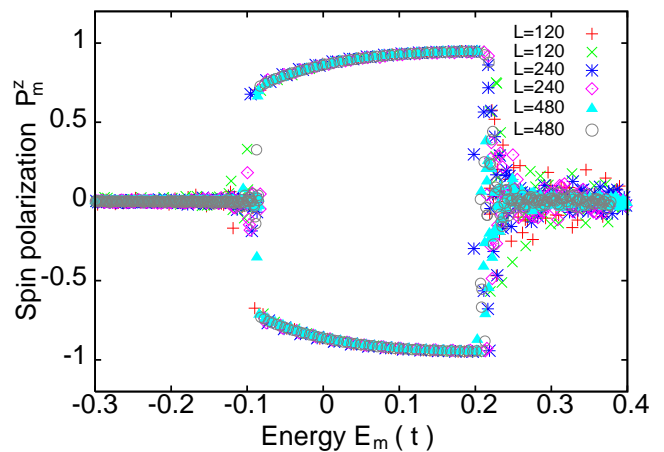


FIG. 2: Spin polarization P_m^z defined in the text (in units of $\hbar/2$) as a function of eigen energy E_m for two random disorder configurations (we have checked over 100 configurations) of strength $W = 1.0t$ at different system sizes $N = 120 \times 120 - 480 \times 480$ (with $N_x = N_y = L$). V_{SO} and V_R are the same as in Fig. 1.

crossing of the edge states in Fig. 1 clearly demonstrates the absence of backward scattering, and thus each state will not simply evolve back to its original state after the insertion of one flux quantum $\Phi = 1$ (or $\theta_y = 2\pi$), which leads to an adiabatic transverse transport of electrons from one edge to the other¹⁶. For a Fermi energy E_f inside the band gap, as indicated by the dashed line in Fig. 1, there are always a pair of edge states crossing the E_f line and evolving out of the Fermi sea. They can be identified in the real space as moving oppositely, either from the left edge to the right one or vice versa. Thus these ideal conducting channels are nonchiral, unlike the IQHE, and do not contribute to a net transverse electric charge transport.

Robust spin polarization carried by the edge states—We then explicitly compute the spin polarization $P_m^z = \frac{\hbar}{2} \langle m | \sum_i c_i^\dagger \sigma^z c_i | m \rangle$ along the \hat{z} -direction with $|m\rangle$ as the m -th single-particle eigenstate. Spin polarizations along the \hat{x} - and \hat{y} -directions are found much smaller. At $\theta_y = 0$, all the eigenstates form Kramers degenerate pairs, and each pair carry totally zero spin due to time-reversal symmetry. We find that upon insertion of the flux ($\theta_y \neq 0$), a nonzero spin polarization is quickly developed for each edge state. Fig. 2 shows the spin polarization of each eigenstate as a function of eigenenergy E_m at $\theta_y = 2\pi/48$. The spin polarization is finite only for the edge states within the energy gap and insensitive to disorder configurations and sample sizes, as all the data points nicely collapse together. We find that P_m^z is mainly affected by the Rashba coupling V_R and decreases monotonically with increasing V_R .

Spin transfer rate and phase diagram—Now we can determine the spin transfer by the edge states with the adiabatic insertion of the magnetic flux. There are always a pair of states crossing the $E_f = 0$ line from below, as shown in Fig. 1. One state carries a positive P_m^z , which

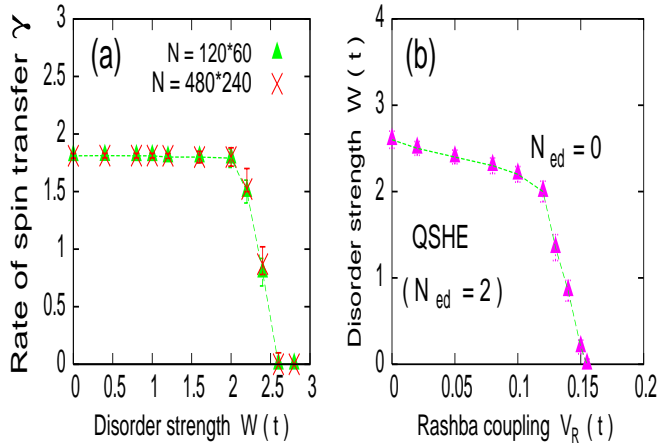


FIG. 3: (a) Spin transfer rate $\gamma = \frac{\Delta \langle S^z \rangle_{\text{edge}}}{\Delta \Phi}$ (in units of $e/4\pi$) vs. disorder strength W at $V_{SO} = 0.05t$ and $V_R = 0.05t$ averaged over 500 disorder configurations; (b) The phase boundary for the QSHE determined from the spin transfer, where the transition happens with a change of the numbers of edge channels from $N_{ed} = 2$ to $N_{ed} = 0$.

moves to the right edge of the sample, and the other with negative P_m^z moves to the left edge, as determined from the wavefunctions. Thus after the insertion of one flux quantum ($\theta_y = 0 \rightarrow 2\pi$), a net spin transfer occurs, which results in spin accumulations at the two open edges of the sample. We can determine the average spin transfer rate γ by using the relation $\gamma = \frac{\Delta \langle S^z \rangle_{\text{edge}}}{\Delta \Phi} = \int_0^{2\pi} d\theta_y \frac{d \langle S^z \rangle_{\text{edge}}}{d\theta_y}$ with $\langle S^z \rangle_{\text{edge}} = \sum'_m P_m^z$, where the summation runs over only the edge states at the right edge. As shown in Fig. 3a, the spin transfer rate remains about 1.8 (in units of $\frac{e}{4\pi}$) till a critical disorder strength $W_c \sim 2.4t$ is reached, beyond which γ vanishes quickly. By analogy with IQHE¹⁴, the spin transfer rate corresponds to a finite SHC of value around $1.8 \frac{e}{4\pi}$, which is in good agreement with the value obtained by using the Landauer-Büttiker formula¹⁰.

The robust and dissipationless edge states thus clearly distinguishes the QSHE in the present system from the intrinsic SHE in other metallic systems. In Fig. 3b, a phase diagram in the parameter plane of the Rashba coupling V_R and disorder strength W is obtained, where the phase boundary of the QSHE regime is determined by numerical calculation of the above spin transfer rate. We find that such a phase boundary is well correlated with the collapse of the bulk energy gap, although the precise position of the latter is harder to pinpoint at finite W .

Topologically invariant Chern number matrix—At this stage, we have firmly established the connection between the QSHE in the model Eq. (1) and the presence of edge states within the bulk band gap. In IQHE, it is well known that edge states are closely related to the bulk topological quantity, i.e., the first Chern number. In the following, we examine whether there also exists a topological characterization of the bulk states, which is responsible for the existence of the edge states.

Generally, in diagonalizing the Hamiltonian Eq. (1)

one may introduce a generalized boundary condition^{5,17} for a 2D many-body wavefunction: $\Phi(\dots, \mathbf{r}_{i_\alpha} + \mathbf{L}_j, \dots) = e^{i\theta_j^\alpha} \Phi(\dots, \mathbf{r}_{i_\alpha}, \dots)$, where $j = x, y$, and the system length vector $\mathbf{L}_x = \frac{N_x}{2} \mathbf{a}_1$ and $\mathbf{L}_y = N_y \mathbf{a}_2$, with \mathbf{a}_1 and \mathbf{a}_2 as two primitive vectors of the Bravais lattice. The twisted boundary condition is represented by $0 \leq \theta_j^\alpha < 2\pi$, where $\alpha = \uparrow$ and \downarrow denotes the spin index. Through a unitary transformation $\Psi = \exp[-i \sum_\alpha \sum_{i_\alpha} (\frac{\theta_x^\alpha}{L_x} x_{i_\alpha} + \frac{\theta_y^\alpha}{L_y} y_{i_\alpha})] \Phi$, where the summation runs over all electrons of both spins, Ψ becomes periodic on a torus. One can then define the topological Chern numbers as^{3,17}:

$$C^{\alpha,\beta} = \frac{i}{4\pi} \int \int d\theta_x^\alpha d\theta_y^\beta \left[\left\langle \frac{\partial \Psi}{\partial \theta_x^\alpha} \middle| \frac{\partial \Psi}{\partial \theta_y^\beta} \right\rangle - \left\langle \frac{\partial \Psi}{\partial \theta_y^\beta} \middle| \frac{\partial \Psi}{\partial \theta_x^\alpha} \right\rangle \right] \quad (2)$$

where the area integration is over a unit cell $0 \leq \theta_x^\alpha, \theta_y^\beta \leq 2\pi$. With $\alpha, \beta = \uparrow, \downarrow$, $C^{\alpha,\beta}$ form a 2×2 CNM¹⁷.

The many-body wavefunction $\Psi(\theta)$ is necessarily a smooth function of the boundary phase $\theta = \{\theta_x^\alpha, \theta_y^\beta\}$ when the energy gap remains. One can then prove the exact quantization of $C^{\alpha,\beta}$ by strictly following the argument of Thouless *et al.*³. Each topologically invariant matrix element $C^{\alpha,\beta}$ should remain unchanged until the energy gap collapses. Without breaking the time reversal symmetry, the trace of the CNM should always vanish. Consider the simple case without Rashba coupling term ($V_R = 0$), the only nonzero matrix elements are the diagonal ones: $C^{\alpha,\alpha} = \eta_\alpha$ with $\eta_\uparrow = -\eta_\downarrow = 1$ for $V_{SO} > 0$, which change sign with V_{SO} . They describe the IQHE in decoupled subsystems of $\alpha = \uparrow$ and \downarrow . While the total charge Chern number $C_c \equiv \sum_{\alpha,\beta} C^{\alpha,\beta}$ (corresponding to the total charge Hall conductance of the system)¹⁷ cancels out, the total spin-related Chern number is quantized to $C_{sc} \equiv \sum_{\alpha,\beta} \alpha C^{\alpha,\beta} = 2$, which represents the spin Hall response when a common electric field for both spin components is imposed along the \hat{y} -direction. In this spin decoupled limit, the quantized spin Chern number C_{sc} is associated with the SHC by $\sigma_{sH} = C_{sc} = 2$ in units of $\frac{e}{4\pi}$.

Now we turn on the Rashba coupling and numerically determine C_{sc} . This can be done either by calculating each $C^{\alpha,\beta}$ first or carrying out the integration in Eq. (2) for opposite boundary condition along the \hat{x} -direction (spin twist $\theta_x^\uparrow = -\theta_x^\downarrow = \theta_x$) and common one along the \hat{y} -direction ($\theta_y^\uparrow = \theta_y^\downarrow = \theta_y$) to directly obtain C_{sc} . We choose the latter method in the following. The unit cell of the boundary phases is divided into $N_{\text{mesh}} = 400$ to 14400 mesh points such that the integration in Eq. (2) is replaced by the sum of the solid angle Ω_j : $C_{sc} = \sum_j \frac{\Omega_j}{2\pi}$. Here, $\Omega_j = \arg \prod_i \langle \Psi_{j_i} | \Psi_{j_{i+1}} \rangle$ where $i = 1 - 4$ (with $j_5 \equiv j_1$) denote four mesh points at the j -th square of mesh patches in the θ -space. Numerically it is verified that the computed C_{sc} is well converged and insensitive to mesh sizes. We find that C_{sc} always remains quantized at $C_{sc} = 2$ before the band gap collapses at a critical Rashba coupling, say, $V_R^c = 0.33t$ if V_{SO} is fixed at $0.1t$. Such a topologically nontrivial phase also survives for

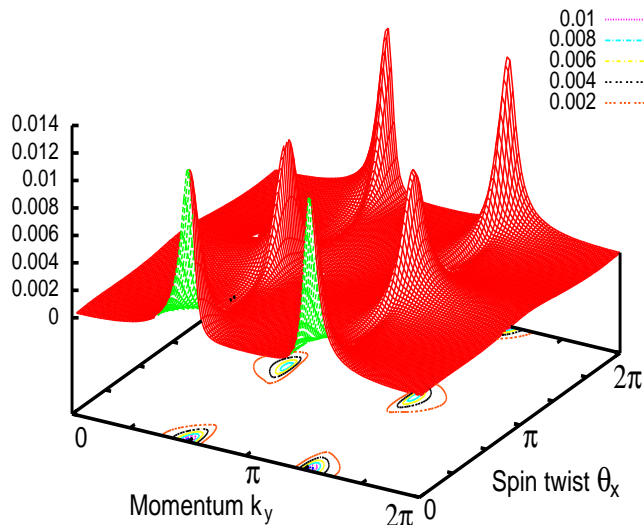


FIG. 4: Solid angle Ω_j vs. spin twist θ_x and momentum k_y , which is meshed into $N_{mesh} = 120 \times 120$ points for a pure system with $N = 240 \times 240$ at $V_{SO} = 0.1t$ and $V_R = 0.3t$. The total Berry phase $\sum_{j=1}^{N_{mesh}} \Omega_j = 4\pi$ and thus $C_{sc} = 2$.

very small V_{SO} , so long as V_R is not much larger than V_{SO} .

The total spin Chern number C_{sc} can be also expressed as the sum of the Berry phase of each eigenstate below the Fermi energy. Since along the \hat{y} -direction, a common boundary condition is imposed, which does not break the translational invariance of the system along this direction, one can calculate the contribution to C_{sc} of the eigenstates for a given momentum k_y and formulate C_{sc} as an area integral over k_y and θ_x . Interestingly, it is found that all eigenstates contribute more or less uniformly to C_{sc} at small V_R , which is responsible for the robustness of the topological invariant C_{sc} . On the contrary, at a larger $V_R = 0.30t$, the energy gap is about to collapse, and correspondingly the nonzero Ω_j becomes quite localized and concentrated at four points in the phase space $(0, \pm k_y^*)$ and $(\pi, \pm k_y^*)$, as shown in Fig. 4, where $k_y^* = \frac{2\pi}{3}$ (it appears that there are six peaks simply because of the periodicity in θ_x). As a matter of fact, we

find that each peak in Fig. 4 carries about half quantized topological charge by performing area integral around the sharp peak, while the rest of the area almost has no contribution to the Chern number C_{sc} . With further increasing V_R , these half quantized topological charges will mix and merge with the ones coming from the upper energy band (with opposite signs), when the band gap disappears and the two energy bands touch. For a pure sample, a step jump of the C_{sc} from 2 to 0 at a critical Rashba coupling $V_R^c \simeq 0.33t$ is observed, where the energy band exactly collapses, corresponding to a quantum phase transition into a metallic state. The phase boundary for the topological quantized $C_{sc} = 2$ QSHE state has also been examined in the presence of disorder, where we find that the number of edge channels N_{ed} (see Fig. 3b) has one to one correspondence to the spin Chern number C_{sc} , and thus we identify the CNM as the topological origin of the nontrivial QSHE.

To summarize, we have numerically studied several distinctive properties of 2D honeycomb lattice model for the QSHE. We have identified a pair of ideal conducting edge states within the bulk band gap in an open system, which carry spin polarization and can pump spins from one edge to the other upon an adiabatic insertion of magnetic flux into a cylindrical sample. These edge states can be detected by using a Corbino disk of graphene with a circular gate¹⁹. Then we have established the relation of the QSHE and the topology of the bulk states characterized by a spin Chern number $C_{sc} = \pm 2$. The spin Chern number C_{sc} remains precisely quantized in the QSHE phase until the band gap collapses at strong disorder or Rashba coupling, where the edge states disappear simultaneously.

Acknowledgment: D.N.S. would like to thank D. Arovas, B. A. Bernevig, and S. -C. Zhang for stimulating discussions. This work is supported by ACS-PRF 41752-AC10, the NSF grant/DMR-0307170 (DNS) and NSF (under MRSEC grant/DMR-0213706) at the Princeton Center for Complex Materials (FDMH), grants from NSFC (ZYW), and a grant from the Robert A. Welch Foundation under Grant No. E-1146 (LS).

¹ X.G. Wen and Q.Niu, Phys. Rev. B **41**, 9377 (1990).

² For a review see, *The quantum Hall effect*, edited by R. E. Prange and S. M. Girvin (Springer-Verlag, Berlin, 1990).

³ D. J. Thouless *et al.*, Phys. Rev. Lett. **49**, 405 (1982).

⁴ M. V. Berry, Proc. R. Soc. Lond. A. **392**, 45 (1984).

⁵ Q. Niu *et al.*, Phys. Rev. B **31**, 3372 (1985).

⁶ F. D. M. Haldane, Phys. Rev. Lett. **93**, 206602 (2004).

⁷ D. N. Sheng *et al.*, Phys. Rev. Lett. **90**, 256802 (2003).

⁸ F. D. M. Haldane, Phys. Rev. Lett. **61**, 2015 (1988).

⁹ C.L. Kane and E.J. Mele, Phys. Rev. Lett. **95**, 146802 (2005); *ibid.* **95**, 226801 (2005).

¹⁰ L. Sheng, D. N. Sheng, C. S. Ting, and F. D. M. Haldane, Phys. Rev. Lett. **95**, 136602 (2005).

¹¹ X.-L. Qi *et al.*, cond-mat/0505308; B. A. Bernevig

and S. -C. Zhang, cond-mat/0504147; C. Wu *et al.*, cond-mat/0508273.

¹² S. Murakami, N. Nagaosa, and S. C. Zhang, Science **301**, 1348 (2003); J. Sinova *et al.*, Phys. Rev. Lett. **92**, 126603 (2004).

¹³ C. Xu and J. E. Moore, Phys. Rev. B **73**, 045322 (2006).

¹⁴ R. B. Laughlin, Phys. Rev. Lett. **50**, 1395 (1983).

¹⁵ K. S. Novoselov *et al.*, Science **306**, 666 (2004).

¹⁶ D. N. Sheng *et al.*, Phys. Rev. B **72**, 153307 (2005).

¹⁷ D. N. Sheng, L. Balents, and Z. Wang, Phys. Rev. Lett. **91**, 116802 (2003).

¹⁸ D. P. Arovav *et al.*, Phys. Rev. Lett. **60**, 619 (1988).

¹⁹ V. T. Dolgoplov *et al.*, Phys. Rev. B **48**, 8480 (1993).