

# Spin Filtered Edge States and Quantum Hall Effect in Graphene

D. A. Abanin, P. A. Lee, L. S. Levitov

*Department of Physics, Massachusetts Institute of Technology, 77 Massachusetts Ave, Cambridge, MA 02139*

(Dated: January 26, 2020)

Electron edge states in graphene in the Quantum Hall effect regime can carry both charge and spin. It is shown that spin splitting of the zeroth Landau level gives rise to counterpropagating modes with opposite spin polarization. These chiral spin modes lead to a rich variety of spin current states, depending on the spin flip rate. A method to control the latter locally is proposed. We estimate Zeeman spin splitting enhanced by electron exchange, and obtain a spin gap of a few hundred Kelvin.

A new electron system with low carrier density and high mobility was recently realized in two-dimensional graphene [1]. The semimetal character of the conduction band, with strongly energy dependent density of states, enables gating. By varying the carrier density one can explore a range of interesting states, in particular the anomalous quantum Hall effect [2, 3] (QHE). In contrast to the well-known integer QHE in silicon MOSFETs [4] the QHE in graphene occurs at half-integer multiples of 4, the degeneracy due to spin and orbit. This has been called the half-integer QHE. The unusually large Landau level spacing makes QHE in graphene observable at temperatures up to 100 K.

The goal of this article is to explore the spin effects in graphene QHE. We shall see that in the presence of Zeeman splitting transport in graphene is described by an unusual set of edge states which we shall call chiral spin edge states. These states are reminiscent of the ordinary QHE edge states [5], but propagate in opposite directions for opposite spin polarizations. (As shown in [6], similar states can arise due to spin-orbit coupling in the absence of magnetic field. However, the weakness of spin-orbital effects makes the corresponding spin gap quite small.) The chiral spin edge modes can be used, as we discuss below, to realize an interesting spin transport regime, in which spin and charge currents can be controlled independently. Observation of these phenomena is facilitated by fairly large magnitude of the spin gap. We estimate the gap taking into account the enhancement due to electron correlation and exchange, and obtain an energy of a few hundred Kelvin for realistic magnetic field.

The half-integer QHE in graphene was interpreted in terms of a quantum anomaly of the zeroth Landau level [7]. Alternatively, these properties are easily understood from the edge states viewpoint, similar to the usual QHE. This was done in Ref. [8] on the basis of numerical treatment of the zigzag edge. Here we present a continuum description of the edge states, using the massless Dirac model [9] which provides a good approximation for Carbon  $\pi$ -electron band near its center. We reduce the problem to a one-dimensional Schrödinger equation with a potential which depends on the graphene boundary type. By comparing the behavior for armchair and zigzag boundary, we show that the energy spectrum properties

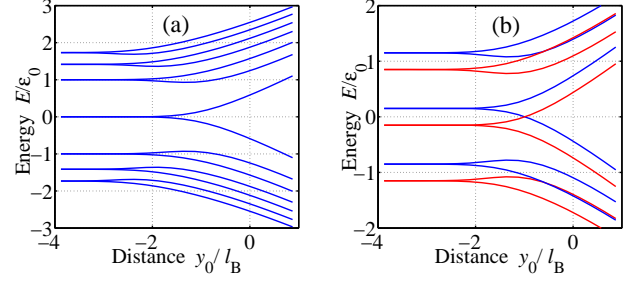


FIG. 1: (a) Graphene energy spectrum near the armchair boundary obtained from Dirac model, Eq.(1). The boundary condition, Eq.(6), lifts the  $K$ ,  $K'$  degeneracy near the edge. The odd integer numbers of edge modes lead to the half-integer QHE. (b) Spin-split graphene edge states: the blue (red) curves represent the spin up (spin down) states. These states propagate in opposite directions at zero energy.

near the edge are universal and imply the half-integer QHE. Using these results we then proceed to analyze the spin effects.

To interpret the half-integer QHE, let us inspect the energies of the first few Landau levels (LL) obtained for an armchair boundary (Fig. 1(a)). To simplify the discussion, at first we ignore electron spin. In the bulk the LL's are doubly degenerate, due to two species of Dirac particles located near  $K$  and  $K'$ , the inequivalent zone corners of the first Brillouin zone. We note that the zeroth LL splits into two levels with positive and negative energies. In contrast, the behavior of the edge states associated with higher LL's is similar to that of a two-dimensional particle with quadratic dispersion [5]: the energies of positive (negative) LL's increase (decrease) as one approaches the boundary. Hence in the spinless case the number of edge states can take only odd integer values and the Hall conductivity is odd integer in units of  $e^2/h$ . For example, when the chemical potential is between the  $n = -1$  and  $n = -2$  LL's, there are 3 branches of active edge states: two of them derived from the LL with  $n = -1$  and one from the LL with  $n = 0$ . As a result, although each Landau level filling factor is an integer, the conductance at QHE plateaus is half-integer in units of  $4e^2/h$  which accounts for both the  $K$ ,  $K'$  and spin degeneracy.

This behavior is modified in an interesting way by the

spin splitting of LL's (Fig. 1(b)). When the chemical potential  $\mu$  lies in the interval  $-\frac{1}{2}\Delta_s < \mu < \frac{1}{2}\Delta_s$ , the zeroth LL is spin polarized, with only spin down states being filled. However, there exists a branch of up-spin edge states going to negative energies. Therefore all the states of this branch with  $\varepsilon < \mu$  will be filled and thus will contribute to transport on equal footing with the down-spin states. Notably, the up-spin and down-spin states have opposite chiralities, i.e. they propagate in opposite directions. Note that these states carry opposite charge currents but equal spin currents, a situation not encountered in the conventional QHE. One effect is that the edge transport in the spin gap,  $-\frac{1}{2}\Delta_s < \mu < \frac{1}{2}\Delta_s$ , can be spin filtered.

The chiral spin edge states found here are similar to those predicted by Kane and Mele [6], who considered spin-orbit coupling in a graphite sheet in the absence of Zeeman field. However, in the latter case the spin gap is solely due to the spin-orbit coupling and has been estimated as  $\Delta_{SO} \sim 1$  K [6]. The small gap poses strong constraints on the amount of disorder and on temperature, making experimental tests of the interesting predictions of Kane and Mele rather difficult. In contrast, the magnetic field-induced gap is quite large: the Zeeman energy of  $\Delta_s = g\mu_B B \sim 15$  K at  $B \sim 10$  T is further enhanced by electron exchange interaction, putting it in an experimentally convenient range of hundreds of Kelvin. Furthermore, as discussed below, one can alter the character of spin flip scattering at the graphene edge to induce backscattering among the spin polarized edge modes, enabling experimental observation of a number of novel transport effects.

To analyze the edge states, we employ the Dirac model [9] which describes the low-lying states as linear combinations of four zero-energy Bloch functions with slow varying envelope functions  $u_K, v_K, u_{K'}, v_{K'}$ . Here  $u$  and  $v$  correspond to the wave function components on two nonequivalent atomic sites  $A, B$ , and the subscripts  $K, K'$  denote the inequivalent Dirac points. The effective low-energy Hamiltonian, written near each of the points  $K, K'$  in terms of  $u_{K,K'}, v_{K,K'}$ , is of the form

$$H_K = v_0 \begin{bmatrix} 0 & \tilde{p}_+ \\ \tilde{p}_- & 0 \end{bmatrix}, \quad H_{K'} = v_0 \begin{bmatrix} 0 & \tilde{p}_- \\ \tilde{p}_+ & 0 \end{bmatrix}, \quad (1)$$

where  $\tilde{p}_\pm = \tilde{p}_x \pm i\tilde{p}_y$ ,  $\tilde{p}_\mu = p_\mu - \frac{e}{c}A_\mu$  and  $v_0 \approx 8 \times 10^8$  cm/s is Fermi velocity. The energy spectrum in the bulk is

$$E_n = \text{sgn}(n)|n|^{1/2}\varepsilon_0, \quad \varepsilon_0 = \hbar v_0 (2eB/\hbar c)^{1/2} \quad (2)$$

with integer  $n$ . For typical magnetic field of 10 T, the lowest LL separation is estimated to be quite large:

$$\varepsilon_0 = E_1 - E_0 \approx 1000 \text{ K}. \quad (3)$$

We now consider a graphene sample with an armchair edge parallel to the  $x$  axis, using Landau gauge  $A_x =$

$-By$ ,  $A_y = 0$ . We eliminate the  $v$  components of the wave function and consider the eigenvalue equations for the  $u$  components:

$$\frac{1}{2} (p_y^2 + (y - y_0)^2 + 1) u_K = (E/\varepsilon_0)^2 u_K, \quad (4)$$

$$\frac{1}{2} (p_y^2 + (y - y_0)^2 - 1) u_{K'} = (E/\varepsilon_0)^2 u_{K'}, \quad (5)$$

where  $y_0 = -p_x$ . Here the magnetic length  $\ell_B = (\hbar c/eB)^{1/2}$ , and we measure  $x, y$  and  $p_x, p_y$  in the units of  $\ell_B$  and  $\hbar/\ell_B$ , respectively.

To obtain the energy spectrum near the edge, one needs to supplement Eqs.(4),(5) with suitable boundary conditions. We obtain the latter from the tight-binding model assuming that it is valid till the very last row near the boundary. In the armchair case the boundary condition requires the wave function to vanish at both  $A$  and  $B$  lattice sites along the line  $y = 0$ . For the envelope functions  $u, v$  this means

$$u_K = u_{K'}, \quad v_K = v_{K'}. \quad (6)$$

at  $y = 0$ . (More general boundary conditions were analyzed in Ref. [10].)

Instead of the problem in a halfplane with boundary conditions (6), it is more convenient to consider Eq.(4) on the negative half-axis  $y < 0$ , and Eq.(5) on the positive half-axis  $y > 0$ . Then the first boundary condition in Eq.(6) implies continuity of the wavefunction at  $y = 0$ , while the second condition implies continuity of the derivative  $\partial u/\partial y$  at  $y = 0$ . Therefore the problem reduces to calculating energy levels in the potential

$$V(y) = \frac{1}{2}(y - y_0)^2 - \frac{1}{2}\text{sign}(y), \quad (7)$$

defined on the entire line. Numerical solution of this problem gives the energy dispersion shown in Fig. 1.

We now briefly discuss the zigzag edge, another very common graphene edge type. It is known [11] that in the absence of magnetic field zigzag boundary supports a band of low-energy surface states. A general topological analysis of these states was given in [12]. Wavefunctions of the surface states decay away from the boundary on a length scale of the order of lattice spacing, which is typically much shorter than the magnetic length  $\ell_B$ . Therefore, one expects that the surface states will not be sensitive to the magnetic field. This conclusion is supported by the numerical study [8].

In contrast to surface states, special for zigzag edge, the LL behavior near the edge is universal and depends on the boundary type only weakly. In the Dirac equation framework, the boundary condition for a zigzag edge is that either  $A$  or  $B$  components of the envelope function vanish at the boundary, depending on the orientation of the edge relative to the two sublattices. This means that the envelope functions should satisfy two equations at

the edge: either  $u_K = u_{K'} = 0$  or  $v_K = v_{K'} = 0$ . Finding energy spectrum in this case requires solving Landau level problem with a hard-wall boundary condition, well known in the context of the usual QHE [5]. Taking the square root of the dispersion curves found in Ref. [5], we obtain an energy spectrum for the zigzag edge which is qualitatively similar to the one in Fig. 1. These results are consistent with the numerical analysis of Ref. [8].

Turning to the analysis of electron spin splitting, let us consider the exchange energy for half-filled spin-degenerate Landau level. In Hartree-Fock approximation, it is given by the spin-dependent correlation energy:

$$E = \sum_{i,j=+,-} \frac{1}{2} \int \int V(r-r') g_{ij}(r-r') d^2r d^2r' \quad (8)$$

with  $g_{ij}(r-r') = \langle n_i(r) n_j(r') \rangle$  the pair correlation functions. We consider Coulomb interaction of the form  $V(\mathbf{r}) = e^2/\kappa r$  with the dielectric constant [14] describing screening due to the filled states,  $\varepsilon < 0$ .

To describe correlations, we use the result for fully filled Landau level [17],  $g_0(r) = 1 - e^{-r^2/2\ell_B^2}$ , setting [18]

$$g_{++}(r) = n_+^2 n_0^2 g_0(r), \quad g_{--}(r) = n_-^2 n_0^2 g_0(r), \quad n_0 = \frac{eB}{hc}$$

where  $n_{\pm}$  are the occupation fractions of the up and down spin states,  $n_+ + n_- = 1$ . We model the Coulomb interaction-induced correlations of particles with opposite spin, which are absent for noninteracting electrons, by  $g_{+-} = n_+ n_- n_0^2 (1 - \alpha e^{-r^2/2\ell_B^2})$ , where  $\alpha < 1$  describes relative strength of Coulomb and exchange correlations. This approach yields

$$E_{\text{exchange}} = -A n_+ n_-, \quad A = \left(\frac{\pi}{2}\right)^{1/2} \frac{e^2}{\kappa \ell_B} (1 - \alpha) \quad (9)$$

To estimate spin polarization, we consider Gibbs free energy per particle for the half-filled spin degenerate Landau level,  $G/N = E - TS$ , where

$$S = -T \sum_{i=\pm} n_i \ln n_i, \quad E = \frac{1}{2} E_Z (n_+ - n_-) - A n_+ n_-$$

with  $E_Z$  the Zeeman energy. The ground state, determined by  $\delta G = 0$  with  $n_+ + n_- = 1$ , satisfies

$$2T \ln(n_+/n_-) - E_Z + A(n_- - n_+) = 0 \quad (10)$$

In the absence of exchange interaction,  $A = 0$ , this would give  $n_-/n_+ = e^{-E_Z/T}$ . The more realistic case of exchange  $A$  large compared to  $E_Z$  can be analyzed by setting  $E_Z = 0$ . In this case we have a phase transition at  $T_c = \frac{1}{2}A$ . At low temperature,  $T \ll T_c$ , the concentrations  $n_{\pm}$  satisfy  $n_-/n_+ = e^{-A/T}$ , i.e. the spin gap at  $T \ll T_c$  can be estimated as  $\Delta = A$ .

To obtain numerical value of  $\Delta$ , we use the RPA estimate of the screening function [14], with  $e^2/\hbar v \approx 2.7$ :

$$\kappa = 1 + 2\pi e^2 \cdot \frac{1}{4\hbar v} \approx 5.24 \quad (11)$$

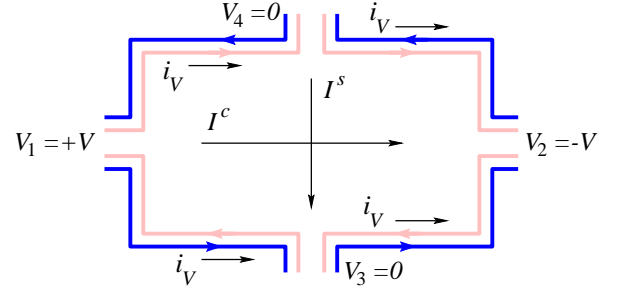


FIG. 2: Four-terminal device with chiral spin edge states (no backscattering). In response to charge current of  $I^c = 2i_V = 4e^2V/h$  between reservoirs 1 and 2, pure spin current of  $I^s = 2i_V$  flows between 4 and 3, while Hall voltage is zero.

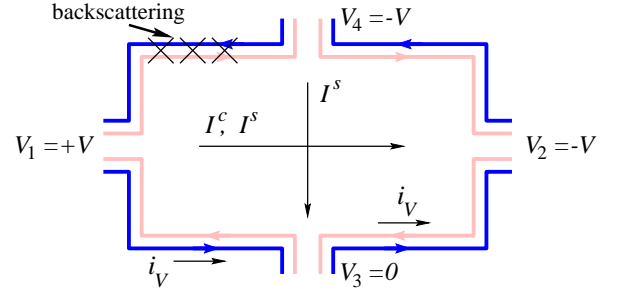


FIG. 3: Same as in Fig. 2 with backscattering between edge states induced by altering local spin-flip rate. Strong backscattering gives rise to asymmetric current flow with the current between 1 and 2 fully spin polarized.

Comparing to the LL separation  $\varepsilon_0$ , Eq.(3), we obtain

$$\Delta = \frac{\pi^{1/2} e^2}{2\kappa \hbar v} (1 - \alpha) \varepsilon_0 \approx 0.456 \cdot (1 - \alpha) \varepsilon_0 \quad (12)$$

Note that  $\Delta$  is proportional to the Dirac LL energy  $\varepsilon_0$  and scales as  $B^{1/2}$ , in contrast to the Zeeman energy. If we use  $\alpha = 0$ , i.e. ignore correlations of electrons with opposite spins, we obtain  $\Delta \simeq 450$  K for  $B \simeq 10$  T. (This approximation, while giving correct order of magnitude, may somewhat overestimate the exchange contribution.)

We now discuss possible experimental tests of the chiral spin edge states, using the four-terminal device shown in Figs. 2,3. We assume that each contact injects spin up and down electrons with the same voltage  $V_k$ , i.e. we assume full spin mixing in the leads. The charge current flowing out of the  $k$ -th contact is given by

$$I_k^c = \sum_{k'} g_{kk'} (V_k - V_{k'}), \quad (13)$$

where  $g_{kk'}$  is the Landauer conductance of the edge channel connecting contacts  $k$  and  $k'$  and  $V_k$  are voltages on the contacts. In the presence of backscattering among the edge states, the conductance  $g_{kk'}$  can be expressed in terms of transmission matrix  $T_{kk'}$  of the edge channels [13], with  $g_{kk'} = T_{kk'} e^2/h$ . The voltage probes are defined by the condition  $I_k^c = 0$  and Eq.(13) is solved for the current and voltage at each contact [13].

The *spin current* is then determined as follows. The spin current flowing from the reservoir  $k$  to reservoir  $k'$  is given by the sum of outgoing current of  $e^2 V_k/h$ , reflected current  $(1 - T_{kk'})e^2 V_k/h$  and the current from  $k'$ -th reservoir,  $T_{kk'}e^2 V_{k'}/h$ . We obtain  $I_{kk'}^s = \pm [(2 - T_{kk'})V_k + T_{kk'}V_{k'}]e^2/h$  (the three contributions to the spin current are of the same sign, plus if the channel  $k \rightarrow k'$  is spin up and minus if it is spin down). Thus the total spin current flowing out of the  $k$ -th contact is

$$I_k^s = \sum_{k'} I_{kk'}^s = \sum_{k'} \varepsilon_{kk'} g_{kk'} (V_k - V_{k'}) \quad (14)$$

where  $\varepsilon_{kk'} = -\varepsilon_{k'k}$  equals +1 (−1) when the current from  $k$  to  $k'$  is carried by spin up (spin down) electrons.

The general relations (13), (14) become more transparent in two simple limiting cases, illustrated in Figs. 2, 3. The first example (Fig. 2) is the clean limit with no backscattering at the edge. This situation may be realistic since scattering between edge states with opposite spin cannot happen without spin flip. We expect the spin-flip scattering rate to be quite small (see below). Interestingly, applying voltage of  $2V$  between contacts 1 and 2 we obtain pure *spin current* across the sample equal to  $2i_V$ , where  $i_V = e^2 V/h$ . There is also charge current of  $2i_V$  between 1 and 2 and no Hall voltage yielding  $\rho_{xx} = h/2e^2$ .

We now assume that there is strong backscattering in the shoulder of the four terminal device connecting 1 and 4, such that the resistance between 1 and 4 is infinite, while all the other shoulders are clean. This case is depicted in Fig. 3. Such a system acts as a “spin filter”. Indeed, the current flowing from 1 to 2 is *spin polarized*. One also expects to observe the Hall voltage which is half of the voltage between 1 and 2.

At present, without experimental input, it is difficult to give reliable estimate of the spin-flip scattering rate. However, one can make qualitative observations which (a) show that spin-flip scattering is strongly suppressed and (b) suggest a way to manipulate the spin-flip rate. We assume that main source of the spin-flip scattering is spin-orbit interaction, which includes the intrinsic term proportional to  $\sigma_z$  and the Rashba term [6]. In the case when electron spins are polarized along  $z$  axis, the only effect of the intrinsic spin-orbit term is to shift the energies of the edge states by an amount of the order of  $\Delta_{SO} \sim 1$  K without mixing spin up and spin down [6]. Spin flips in this situation may occur only due to the Rashba term, which turns out to be extremely small,  $\lambda_R \sim 0.5$  mK [6], making spin-flip scattering negligible.

However, by applying an *in-plane magnetic field* the intrinsic spin-orbit interaction now admixes the spin projections along the tilted field, leading to a small avoided crossing of the chiral spin edge states of magnitude  $\Delta_{SO}$ . Using a local gate one can detune from the spin up and spin down branch crossing by  $\Delta E$ . We estimate the spin-flip scattering probability dependence at  $\Delta E \gg \Delta_{SO}$  as

$\Delta_{SO}^2/\Delta E^2$ , which gives a factor of  $10^{-2}$  for  $\Delta E \sim 10$  K. The spin-flip scattering rate will be further reduced if the disorder at the edge has a short length scale compared to  $\ell_B$  (recent STM experiments [15, 16] report  $a \sim 1$  nm). For typical magnetic length,  $\ell_B \sim 10$  nm at  $B \sim 10$  T, this gives spin-flip scattering suppressed by a factor of  $a^2/\ell_B^2 \sim 10^{-2}$ . These observations show that backscattering at the edge should be strongly suppressed and suggests that by gating the QHE edge in the presence of in-plane magnetic field one can control local spin-flip rates independently. In particular, by tuning  $\Delta E$  to zero in one shoulder of the four terminal device, one could realize the situation depicted in Fig. 3.

We conclude by addressing the experimental situation. Our theory predicts a plateau of  $R_{xy} = 0$  between  $eV = \pm \frac{1}{2}\Delta$  which has so far not been observed. On the other hand, Ref. [2] reports the peak value of  $\rho_{xx}$  at zero bias at  $B = 14$  T which is very close to our predicted value of  $h/2e^2$ . This is confirmed by a recent report in bilayer samples, where the peak conductivity is simply doubled [19]. Note that according to our chiral spin edge states picture, a conductance of  $2e^2/h$  is the maximum possible. This suggests that these samples are already in the clean limit, and spin flip scattering is indeed negligible. Furthermore, a pure spin Hall current is already present at this gate voltage. Applying a tilted field will help confirm this picture in that we predict  $\rho_{xx}$  will increase. At this point we do not understand why this situation does not seem to persist over a range of gate voltage, but it is worth mentioning that structure in  $R_{xy}$  is observable in the data [3] below that last Hall plateau.

After the completion of this work, we became aware of Ref. [20] where a continuum description of the edge states given in the first part of this paper is also reported.

We acknowledge support by NSF grant number DMR-0517222 (PAL) and NSF-NIRT DMR-0304019 (LL).

- 
- [1] K. S. Novoselov, A. K. Geim, S. V. Morozov, D. Jiang, Y. Zhang, S. V. Dubonos, I. V. Grigorieva, A. A. Firsov, cond-mat/0410631, Science, **306** (5696), 666 (2004).
  - [2] K. S. Novoselov, A. K. Geim, S. V. Morozov, D. Jiang, M. I. Katsnelson, I. V. Grigorieva, S. V. Dubonos, A. A. Firsov, Nature **438**, 197 (2005).
  - [3] Y. Zhang, Y.-W. Tan, H. L. Stormer and P. Kim, Nature **438**, 201 (2005).
  - [4] K. v. Klitzing, G. Dorda and M. Pepper, Phys. Rev. Lett. **45**, 494 (1980).
  - [5] B. I. Halperin, Phys. Rev. B **25**, 2185 (1982).
  - [6] C. L. Kane and E. J. Mele, Phys. Rev. Lett. **95**, 226801 (2005).
  - [7] V. P. Gusynin and S. G. Sharapov, Phys. Rev. Lett. **95**, 146801 (2005).
  - [8] N. M. R. Peres, F. Guinea, A. H. Castro Neto, cond-mat/0506709, unpublished.
  - [9] D. P. DiVincenzo and E. J. Mele, Phys. Rev. B **29**, 1685

- (1984).
- [10] E. McCann and V. I. Fal'ko, J. Phys.: Condens. Matter **16**, 2371 (2004).
  - [11] M. Fujita, K. Wakabayashi, K. Nakada, and K. Kusakabe, J. Phys. Soc. Jpn. **65**, 1920 (1996).
  - [12] S. Ryu and Y. Hatsugai, Phys. Rev. Lett. **89**, 077002 (2002).
  - [13] M. Büttiker, Phys. Rev. B **38**, 9375 (1988).
  - [14] J. González, F. Guinea, and M. A. H. Vozmediano, Phys. Rev. B **63**, 134421 (2001).
  - [15] Y. Kobayashi et al., Phys. Rev. B **71**, 193406 (2005).
  - [16] Y. Niimi et al., cond-mat/0601141, to be published in Phys. Rev. B.
  - [17] B. Jancovici, Phys. Rev. Lett. **46**, 386 (1981).
  - [18] R. B. Laughlin, Phys. Rev. Lett. **50**, 1395 (1983).
  - [19] K. S. Novoselov et al., cond-mat/0602565, to appear in Nature Physics.
  - [20] L. Brey and H. A. Fertig, cond-mat/0602505, unpublished.