

# Cluster states in charge qubits based on coupled quantum dots

Tetsufumi Tanamoto<sup>(1)</sup>, Shinobu Fujita<sup>(1)</sup> and Xuedong Hu<sup>(2)</sup>

<sup>(1)</sup>Corporate R & D center, Toshiba Corporation, Saiwai-ku, Kawasaki 212-8582, Japan

<sup>(2)</sup>Department of Physics, University at Buffalo, SUNY, Buffalo, New York 14260-1500, USA

We propose a method to generate cluster states in charge qubits based on quantum dots. We also compare the robustness of the cluster states with that of the decoherence free (DF) states from viewpoint of non-uniformity in qubits. We found that quantum computation based on the cluster state is promising in solid-state qubits.

## I. INTRODUCTION

Conventional quantum computations are generally carried out by complicated processes of a series of unitary operations. As the number of operational process increases, the effects of the decoherence become stronger. Raussendorf *et al.* provide a quite different approach called *one-way quantum computing* where quantum computations are carried out by series of *local* measurements starting from cluster states. The cluster states are highly entangled states and typically generated by an Ising-like Hamiltonian  $H_{cs} = (g/4) \sum_{(i,j)} (1 - \sigma_{iz})(1 - \sigma_{jz})$  where  $\sigma_{iz}$  is a Pauli matrix of  $i$ -th qubit and  $(i, j)$  denote the nearest neighbor sites, starting from a product state  $\Pi_i [(|0\rangle_i + |1\rangle_i)/\sqrt{2}]$ . Unitary evolution  $U(t) = \exp(itH_{cs}/\hbar)$  at  $gt = \pi$  is the target operator of the cluster states. Two-, three- and four-qubit cluster states are  $|\Phi\rangle_{C_2} = (|0\rangle_1|+\rangle_2 + |1\rangle_1|-\rangle_2)/\sqrt{2}$ ,  $|\Phi\rangle_{C_3} = (|+\rangle_1|0\rangle_2|+\rangle_3 + |-\rangle_1|1\rangle_2|-\rangle_3)/\sqrt{2}$ , and  $|\Phi\rangle_{C_4} = (|+\rangle_1|0\rangle_2|+\rangle_3|0\rangle_4 + |+\rangle_1|0\rangle_2|-\rangle_3|1\rangle_4 + |-\rangle_1|1\rangle_2|-\rangle_3|0\rangle_4 + |-\rangle_1|1\rangle_2|+\rangle_3|1\rangle_4)/2$ , respectively.  $|\Phi\rangle_{C_2}$  is local unitary equivalent to a Bell state and  $|\Phi\rangle_{C_3}$  to the Greenberger-Horne-Zeilinger (GHZ) state. In photonic system, Walther *et al.* experimentally succeeded in realizing four-qubit cluster state<sup>2</sup>. Borhani *et al.*<sup>3</sup> and Weinstein *et al.*<sup>4</sup> showed the process of the generation of cluster states by Heisenberg interactions based on spin qubits. However, the cluster states in spin qubits need several specific steps to be generated and the method strongly depends on the lattice symmetry and the dimension. Moreover, the effectiveness of the cluster states in solid-state qubits has not yet been clarified.

Here we theoretically show the method to create the cluster states in charge qubit based on quantum dots (QD). Then we investigate the time-dependent robustness of the cluster states under the decoherence induced by the backaction of measurement. In particular, we compare the robustness of the cluster states with the decoherence free (DF) states<sup>5,6</sup> under the *non-collective* decoherence environment. This situation could happen in realistic solid-state qubits due to the difficulty of fabrication.

This paper is organized as follows. Sec. II is devoted to the method of realizing the cluster states in charge qubits. In Sec. III, we examine the robustness of the cluster states in charge qubits by calculating fidelity analytically and numerically. Sec. IV is a concluding part.

## II. CLUSTER STATES IN CHARGE QUBITS

The Hamiltonian of charge qubits in QDs is described by  $H_{qb} = \sum_i (\Omega_i \sigma_{ix} + \epsilon_i \sigma_{iz}) + \sum_{i < j} J_{ij} \sigma_{iz} \sigma_{jz}$  where  $\Omega_i$  and  $\epsilon_i$  are the inter-QD tunnel coupling and energy difference (gate bias) within each qubit ( $\Omega_i, \epsilon_i > J_{ij}$ ). Here spin operators are used instead of annihilation operators of an electron in each qubit.  $J_{i,i+1}$  is a coupling constant between two nearest qubits, originating from capacitive couplings in the QD system<sup>7</sup>.  $|\uparrow\rangle$  and  $|\downarrow\rangle$  refer to the two single-qubit states in which the excess charge is localized in the upper and lower dot, respectively. Cluster states can be created in a large bias region  $\epsilon_i \gg \Omega_i > J_{ij}$ , applying a canonical transformation to Hamiltonian such as  $H_{eff} = e^{-S} H e^S = H + [S, H] + [S, [S, H]]/(2!) \dots$ . If we take  $S = \sum_i \alpha_i \sigma_{iy}$  assuming  $\alpha_i \equiv i\Omega/(2\epsilon_i) \ll 1$ , we have

$$H_{eff} \approx H + [S, H] \approx \sum_i E_i \sigma_{iz} + \sum_{i < j} J_{ij} \sigma_{iz} \sigma_{jz} \quad (1)$$

with  $E_i \equiv \epsilon_i + \Omega_i^2/\epsilon_i$ . Here we neglect higher order terms than  $(\Omega_i/\epsilon_i)^2$  and  $\alpha_i J_{ij}$ . Because  $E_i \gg J_{ij}$ , by adjusting bias  $\epsilon_i$ , after the time evolution of  $t_1$  where  $Jt_1 = \pi/4$  and  $E_i t_1 = -\pi/4 + 2n\pi$  ( $n$  is an integer), we can periodically realize the cluster state Hamiltonian  $H_{cs}$  in the tilted frame of  $|\Psi'(t)\rangle = e^{-S} |\Psi(t)\rangle$ . More concretely we should have  $E_i = J(8n - 1)$ , thus  $\epsilon_i = (J(8n - 1) + \sqrt{J^2(8n - 1)^2 - 4\Omega_i^2})/2$  is the applied gate bias on each qubit to generate the cluster states. For example, we can take a case (A)  $n = 2$ ,  $J = \Gamma_0/(8n - 1)$  and  $\Omega = 0.2\Gamma_0$  and a case (B)  $n = 3$ ,  $J = 3\Gamma_0/(8n - 1)$  and  $\Omega = 0.5\Gamma_0$  ( $\Gamma_0$  is an energy unit).

As shown in Ref.<sup>8</sup>,  $J_{ij}$  and  $\Omega_i$  can be adjusted by changing the distances between QDs.  $J_{ij}$  is directly described by the capacitance network of QDs and basically controlled as a linear function of the distances between QDs.  $\Omega_i$  exponentially depends on the distances between two QDs in a qubit. To realize the cluster states, we have to design the QD network such that the relation  $J(8n - 1) \gg \Omega_i$  holds. Because  $n$  is an arbitrary number, this condition covers wide range of QD architecture. If we can fabricate the QD system appropriately, the cluster states can be realized by applying the above-mentioned gate bias on each qubits after initializing the qubits to the above mentioned product states. Note that the cluster states shown here can be established similarly not only in one-dimension (chain qubits) but also in any dimensions,

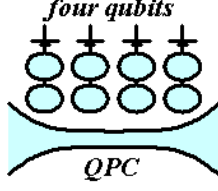


FIG. 1: Four qubits that use double dot charged states are capacitively coupled to a QPC detector. We consider similar detecting setup for three and two qubits.

which is in contrast with spin qubits<sup>4</sup>.

### III. ROBUSTNESS OF CLUSTER STATES IN THE BACKACTION

The cluster states are highly entangled states such that all qubits are involved and used by series of measurements of appropriate qubits. This suggests that the cluster states are generally expected be robust against decoherence, because measurement of qubit states is one of the origins of decoherence which induces a *backaction*, resulting in a corrupting of the qubit states. Thus, measurement itself is an important tool to investigate the robustness of the cluster states. In case of charge qubits, capacitively coupled detector such as a quantum point contact (QPC) works as a good measurement detector which induces shot noise environment. Here we investigate the robustness of the cluster states by considering the effect of QPC current as a source of decoherence similarly in Ref.<sup>7</sup>(Fig.1). In particular, we compare the cluster states with DF states, which is perfectly robust in collective decoherence. We use the same density matrix (DM) equation to describe the degradation of qubit states.

#### A. Density matrix equations and fidelity

The DM equation of the qubits and detector QPC is derived in Ref.<sup>7</sup>:

$$\begin{aligned} \frac{d\rho_{z_1 z_2}}{dt} = & i[J_{z_2} - J_{z_1}]\rho_{z_1 z_2} - i \sum_{j=1}^N \Omega_j (\rho_{g_j(z_1), z_2} - \rho_{z_1, g_j(z_2)}) \\ & - \left[ \sqrt{\Gamma^{z_1}} - \sqrt{\Gamma^{z_2}} \right]^2 \rho_{z_1 z_2} \end{aligned} \quad (2)$$

where  $z_1, z_2 = (\downarrow\downarrow\downarrow\downarrow), (\downarrow\downarrow\downarrow\uparrow), \dots, (\uparrow\uparrow\uparrow\uparrow)$  for four qubits (256 equations) and  $z_1, z_2 = (\downarrow\downarrow), (\downarrow\uparrow), (\uparrow\downarrow), (\uparrow\uparrow)$  for two qubits (16 equations).  $J_{z_1}$  depends on the  $\epsilon_i$  and  $J_{ij}$  such as  $J_{\downarrow\downarrow} = \epsilon_1 + \epsilon_2 + J_{12}$ , for two qubits.  $g_j(z_i)$ s are introduced for the sake of notational convenience and determined by the relative positions between qubit states. These DM equations are derived by the Hamiltonian for the

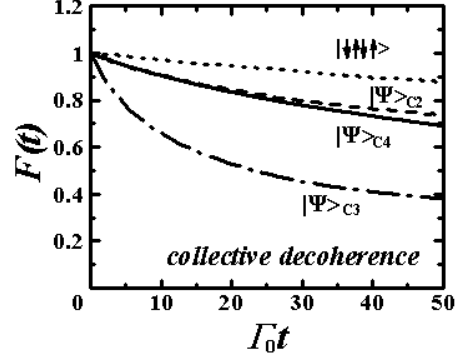


FIG. 2: Time-dependent fidelities of cluster states  $|\Psi\rangle_{C4}$ ,  $|\Psi\rangle_{C3}$ ,  $|\Psi\rangle_{C2}$  and a product state  $|\downarrow\downarrow\downarrow\uparrow\rangle$  for  $\Delta\Gamma = 0.6\Gamma_0$  (strong measurement).  $J = \Gamma_0/15$  and  $\Omega = 0.2\Gamma_0$  (case (A) in text). We have similar results for case (B).

combined qubits and the QPC is written as  $H = H_{qb} + H_{qpc} + H_{int}$ .  $H_{qpc}$  describes the QPC as

$$H_{qpc} = \sum_{\alpha=L,R} \sum_{i_{\alpha}s} E_{i_{\alpha}} c_{i_{\alpha}s}^{\dagger} c_{i_{\alpha}s} + \sum_{i_L, i_R s} V_s (c_{i_L s}^{\dagger} c_{i_R s} + c_{i_R s}^{\dagger} c_{i_L s}). \quad (3)$$

Here  $c_{i_L s} (c_{i_R s})$   $s = \uparrow, \downarrow$  is the annihilation operator of an electron in the  $i_L$ th ( $i_R$ th) level ( $i_L (i_R) = 1, \dots, n$ ) of the left(right) electrode.  $H_{int}$  is the (capacitive) interaction between the qubits and the QPC, that induces *dephasing* between different eigenstates of  $\sigma_{iz}$ <sup>5</sup>,  $H_{int} = \sum_{i_L, i_R, s} \left[ \sum_{i=1}^N \delta V_{is} \sigma_{iz} \right] (c_{i_L s}^{\dagger} c_{i_R s} + c_{i_R s}^{\dagger} c_{i_L s})$ . We neglect the spin dependence of  $V$  and  $\delta V_i$  and assume that the tunneling rate through the  $N$  qubits,  $\Gamma$ , is composed of direct series of each  $N$  tunneling rate near  $i$ -th qubit,  $\Gamma_i$ , such as  $\Gamma^{-1} = \sum_i \Gamma_i^{-1}$ , where  $\Gamma_i$  is defined as  $\Gamma_i^{(\pm)} \equiv 2\pi \wp_L \wp_R (v_d/N) |V \pm \delta V_i|^2$  ( $\wp_L$  and  $\wp_R$  are the densities of states of the electrodes at the Fermi surface) depending on the qubit state  $\sigma_{iz} = \pm 1$ . The strength of measurement is parameterized by  $\Delta\Gamma_i$  as  $\Gamma_i^{(\pm)} = \Gamma_{i0} \pm \Delta\Gamma_i$ . To see the degradation of qubit states explicitly, we estimate a time-dependent *fidelity*, which can be calculated tracing over elements of the reduced DM, Eq.(2) and defined as  $F(t) \equiv \text{Tr}[\hat{\rho}(0)\hat{\rho}(t)]$ .  $F(t)$  can be expanded in time as  $F(t) = 1 - \sum_{n=1}^{\infty} (1/n!) (t/\tau^{(n)})^n$  where  $1/\tau^{(n)} = \{-\text{Tr}[\hat{\rho}(0)d^n \hat{\rho}(0)/dt^n]\}^{1/n}$  (*decoherence rates or lifetime*). Using Eq.(2), the first order lifetime for two-, three- and four-qubit are

$$1/\tau_{C2}^{(1)} = \sum_{z_1, z_2 = (\downarrow\downarrow), \dots, (\uparrow\uparrow)} \Gamma_d(z_1, z_2)/16 \quad (4)$$

$$1/\tau_{C3}^{(1)} = \sum_{z_1, z_2 = (\downarrow\downarrow\downarrow), \dots, (\uparrow\uparrow\uparrow)} \Gamma_d(z_1, z_2)/32, \quad (5)$$

$$1/\tau_{C4}^{(1)} = \sum_{z_1, z_2 = (\downarrow\downarrow\downarrow\downarrow), \dots, (\uparrow\uparrow\uparrow\uparrow)} \Gamma_d(z_1, z_2)/128, \quad (6)$$

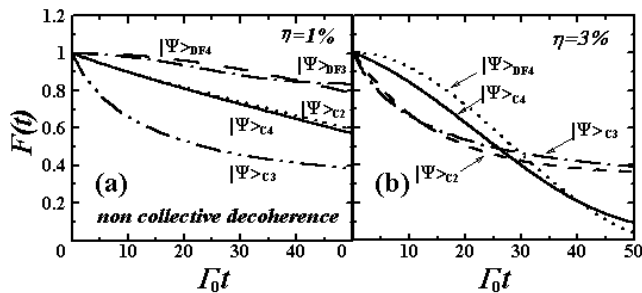


FIG. 3: Time-dependent fidelities of cluster states, four-qubit DF states  $|\Psi\rangle_{\text{DF4}} = (|\downarrow\downarrow\uparrow\uparrow\rangle - |\downarrow\uparrow\uparrow\downarrow\rangle - |\uparrow\downarrow\downarrow\uparrow\rangle + |\uparrow\uparrow\downarrow\downarrow\rangle)/2$ , and three-qubit DF state  $|\Psi\rangle_{\text{DF3}} = (|\downarrow\downarrow\uparrow\rangle - |\uparrow\uparrow\downarrow\rangle)/\sqrt{2}$ , when non-uniformity in qubit parameters is induced as  $\Omega_i = (1-\eta)\Omega$ ,  $\epsilon_i = \epsilon + \eta\Gamma_0$  and  $\Gamma_i^{(\pm)} = (1-\eta)\Gamma^{(\pm)}$  where  $i$  indicates the right end qubit. (a)  $\eta=0.01$  and (b)  $\eta=0.03$  for  $\Delta\Gamma=0.6\Gamma_0$  (strong measurement). for  $J = \Gamma_0/15$  and  $\Omega = 0.2\Gamma_0$  (case (A) in text). We have similar results for case (B).

where  $\Gamma_d(z_1, z_2) \equiv [\sqrt{\Gamma^{z_1}} - \sqrt{\Gamma^{z_2}}]^2$  (dephasing rate). Thus we found that the lifetime in cluster states is averaged out over all dephasing rates. This is in contrast with other entangled states. For example, lifetime for two qubit Bell states  $|c\rangle = (|\downarrow\uparrow\rangle + |\uparrow\downarrow\rangle)/\sqrt{2}$  and  $|d\rangle = (|\downarrow\uparrow\rangle - |\uparrow\downarrow\rangle)/\sqrt{2}$ , we have  $1/\tau_c^{(1)} = 1/\tau_d^{(1)} = (1/2)\Gamma_d(\downarrow\uparrow, \uparrow\downarrow)$ . Generally speaking, qubits decohere *locally* due to various kinds of *local* causes. But *local* measurements which themselves are origins of decoherence do not destroy the entanglement of the qubit system in the *one-way computing*. These indicate that the cluster states are averagely robust against various kinds of non-uniformity or defects which are always possible situations in solid-state qubits.

## B. Numerical calculations

Figure 2 shows the time-dependent fidelities of the cluster states and a product state  $|\downarrow\uparrow\downarrow\uparrow\rangle$  in  $\Delta\Gamma = 0.6\Gamma_0$ ,

which is a *strong* measurement case in Ref.<sup>7</sup>. First of all, we can see that the cluster states are more fragile than a product state. We showed this comparison to see the pure effect of measurement by the QPC detector. We also can see that the robustness of the cluster states depends on the number of the cluster qubits. For this collective decoherence environment, the DF states show  $F(t) = 1$ , irrespective of the measurement strength.

Figure 3 (a) and (b) show the time-dependent fidelities of the cluster states and DF states when there is a non-uniformity over the qubits. Here we show the case in which the  $\Omega_i$ ,  $\epsilon_i$  and  $\Gamma_i$  for right end qubit deviate from those of other qubits in 1% (Fig.(a)) and 3% (Fig.(b)), respectively. As shown in Ref.<sup>7</sup>, DF states are not always robust when there are some non-uniformities. These figures show that, as the non-uniformity increases when DF states become less robust, the difference between the cluster states and DF states becomes smaller. This indicate that the cluster states are less affected by the non-uniformities which would not essentially be able to be avoided especially in solid-state qubits. Thus we found that cluster states seem to be fairly robust entangled states in the meaning that entangled states are generally fragile and we could say that one-way quantum computing will be promising in solid-state qubits.

## IV. CONCLUSION

In this paper, we first describe how to create cluster states in charge qubits. Although we concentrated on charge qubits based on QDs, the results can also be applied to superconducting qubits, due to the similar Hamiltonian<sup>9</sup>. We also investigate the robustness of the cluster states comparing with that of DF states, mainly from viewpoint of non-uniformity of qubits and found that the *one-way quantum computing* would be effective in the solid-state qubits where various non-uniformities cannot be avoided due to their fabrication difficulty.

<sup>1</sup> H. J. Briegel and R. Raussendorf, Phys. Rev. Lett. **86** 910 (2001); R. Raussendorf, D. E. Browne and H. J. Briegel, Phys. Rev. A **68**, 022312 (2003).

<sup>2</sup> P. Walther, K. J. Resch, T. Rudolph, E. Schenck, H. Weinfurter, V. Vedral, M. Aspelmeyer and A. Zeilinger, Nature **434**, 169 (2005).

<sup>3</sup> M. Borhani and D. Loss, Phys. Rev. A **71**, 034308 (2005).

<sup>4</sup> Y. S. Weinstein, C. S. Hellberg and J. Levy, Phys. Rev. A **72** 02304 (2005).

<sup>5</sup> P. Zanardi and M. Rasetti, Phys. Rev. Lett. **79**, 3306(1997).

D. A. Lidar, D. Bacon, and K. B. Whaley, Phys. Rev. Lett. **82**, 4556 (1999).

<sup>6</sup> E. Knill, R. Laflamme and L. Viola, Phys. Rev. Lett. **84** 2525 (2000).

<sup>7</sup> T. Tanamoto and S. Fujita, Phys. Rev. B **72**, 085335 (2005).

<sup>8</sup> T. Tanamoto, Phys. Rev. A **64**, 062306 (2001).

<sup>9</sup> For example, G. Wendin and V. S. Shumeiko, cond-mat/0508729.