

# Crystal-field states in $\text{NaCoO}_2$ and in wet cobalt superconductors ( $\text{Na}_x\text{CoO}_2$ )<sup>♠</sup>

R. J. Radwanski\*

*Center of Solid State Physics,  $S^{\text{nt}}$  Filip 5, 31-150 Krakow, Poland,  
Institute of Physics, Pedagogical University, 30-084 Krakow, Poland*

Z. Ropka

*Center of Solid State Physics,  $S^{\text{nt}}$  Filip 5, 31-150 Krakow, Poland*

We claim that for calculations of the electronic structure of 3d oxides very strong electron correlations have to be taken into account similarly to those assumed in many-electron crystal field approach. For  $\text{Co}^{3+}$  ions in  $\text{Na}_x\text{CoO}_2 \cdot y\text{H}_2\text{O}$  there are 15 low lying many-electron states within 0.1 eV as can be obtained in the many-electron CEF approach with taking into account the spin-orbit coupling. We claim, that the used by us Hamiltonian for the trigonal distortion is correct.

PACS numbers: 75.10.Dg, 71.70

Keywords: crystal field, 3d oxides, magnetism, spin-orbit coupling,  $\text{NaCoO}_2$

$\text{Na}_x\text{CoO}_2$  compounds attract a broad interest after discovery of superconductivity in their hydrated compounds [1].

An aim of this paper is two fold. At first we would like to put attention that the electronic structure of the trivalent cobalt ion occurring in  $\text{Na}_x\text{CoO}_2$  should be calculated with taking into account very strong electron correlations. Secondly we would like to clarify the description of the trigonal distortion of the octahedral crystal field. A direct motivation for this paper is a correction of erroneous electronic structure presented in [2], where correlations have been taken to be rather weak.

The cobalt ion sits in maternal  $\text{Na}_x\text{CoO}_2$  compounds as well as in their hydrades  $\text{Na}_x\text{CoO}_2 \cdot y\text{H}_2\text{O}$  in a local oxygen octahedron [1, 2]. The diagonal of the local octahedron is along the hexagonal axis of the hexagonal unit cell. In such structural construction a trigonal distortion can be realized by extending/compression of the distance between the whole oxygen planes. Exactly the same construction of the O-Co-O planes occurs in the perovskite structure, in  $\text{LaCoO}_3$  [3] for instance, perpendicularly to the cube diagonal, and even in  $\text{FeBr}_2$  [4], having a hexagonal unit cell. In  $\text{LaCoO}_3$  there exists  $\text{Co}^{3+}$  ions, whereas in  $\text{FeBr}_2$  the  $\text{Fe}^{2+}$  ion is formed. Both these ions have six electrons in the incomplete 3d shell forming, according to us, a strongly-correlated atomic-like  $3d^6$  configuration. Their low-energy electronic structure has been calculated by us taking into account the translational symmetry characteristic for the crystalline compound, very strong electron correlations, intra-atomic spin-orbit coupling, multipolar lattice charge interactions known as crystal-field interactions with a trigonal distortion of the dominant octahedral crystal field [3, 4]. For a relatively weak octahedral CEF the ground state is a state originating from the high-spin  ${}^5T_{2g}$  cubic subterm - such a situation is realized in  $\text{FeBr}_2$  and it prefers magnetic ground state [4]. In  $\text{LaCoO}_3$  the octahedral CEF is stronger, due to the doubly negative charge of the O ions compared to the single valency of the Br ions and especially due to

the small Co-O distance of 193 pm, a low-spin  ${}^1A_1$  ( ${}^1I$ ) cubic subterm (singlet!!) becomes the ground state [3]. In this case a non-magnetic state in the atomic scale is formed.

In  $\text{Na}_x\text{CoO}_2$  compounds both  $\text{Co}^{3+}$  and  $\text{Co}^{4+}$  ions co-exist. In this paper, for a clarity reason, we confine our consideration to  $\text{NaCoO}_2$  ( $x=1$ ), where the  $\text{Co}^{3+}$  ions only exists and a problem of charge disproportionation or segregation does not occur.  $\text{NaCoO}_2$  has been synthesized recently [5] and it has been found that the  $\text{Co}^{3+}$  ions in  $\text{NaCoO}_2$  are in a non-magnetic state and that there is only single Co site. Thus we think that the origin of this non-magnetic state in  $\text{NaCoO}_2$  is the same as in  $\text{LaCoO}_3$  [3], where we took into account strong electron correlations and crystal-field interactions. The high energy, 0-4 eV, electronic structure associated with the splitting of single-ion terms by octahedral crystal field is shown in Fig. 2. Depending on the sodium and water content this non-magnetic state can be changed to the magnetic one similarly to the  $3d^6$  ion in  $\text{FeBr}_2$  because then the strength of CEF decreases leaving the  ${}^5T_{2g}$  subterm as the ground subterm. The splitting of the  ${}^5T_{2g}$  subterm is shown in Fig. 3.

We propagate the ionic model. We do not claim, however, to invent the crystal-field theory, as it was invented in 1929-1932 by Bethe, Kramers, Van Vleck and many others, but in last 20 years we propagate the CEF approach being continuously discriminated scientifically. This discrimination with some inquisition incidents of e.g. Polish scientific institutions with a help of Prof. H. Szymczak, J. Sznajd, J. Klamut, A. M. Oles, entitles us to feel at present ourselves as reinventors of the crystal-field in the solid-state physics [6], the more that we extend it from the single-ion theory to the Quantum Atomistic Solid-State theory, QUASST, pointing out for 3d-ion compounds, for instance, the importance of the spin-orbit coupling [7] and of local distortions. We assume on-site electron correlations to be sufficiently strong to keep the atomic-like integrity of the 3d ion. QUASST deals consis-

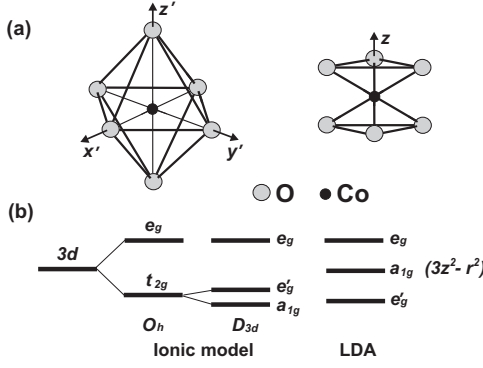


FIG. 1: (a) Illustration of the trigonal distortion of a  $\text{CoO}_6$  octahedron. Left panel: undistorted  $\text{CoO}_6$  octahedron with cubic ( $O_h$ ) symmetry. Right panel: compressed  $\text{CoO}_6$  octahedron with  $D_{3d}$  symmetry. The distorted  $\text{CoO}_6$  is rotated such that the threefold rotation axis is along the  $c$  axis. (b) Crystal-field splitting of Co  $3d$  states in distorted  $\text{CoO}_6$  according to an ionic model and relative energy positions of  $3d$  bands obtained from LDA calculations. Redrawn from Ref. [2] together with the full caption. This electronic structure, calculated without electron correlations, we consider to be very oversimplified [11] - we claim that a proper one for  $\text{NaCoO}_2$  is that shown in Fig. 3.

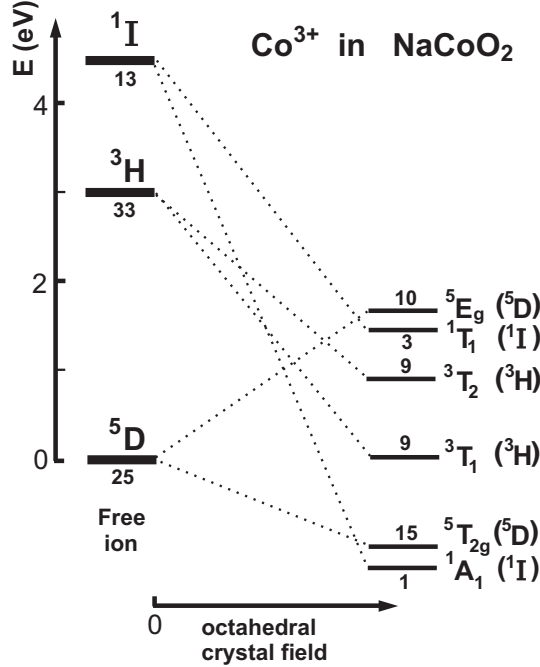


FIG. 2: Electronic structure of cubic subterms of the  $\text{Co}^{3+}$  ion in the octahedral crystal field inferred from the Tanabe-Sugano diagram for  $Dq/B = 2.2$  relevant to  $\text{NaCoO}_2$ .

tently with both paramagnetic and magnetically-ordered states.

For completeness we have to add that 25 states shown in our papers [3,4] are only a small part of the full ionic electronic structure of the  $\text{Co}^{3+}/\text{Fe}^{2+}$  ion, that accounts in total 210 states grouped in 16 atomic terms [8, 9, 10].

We do not know reasons for forgetting works on the

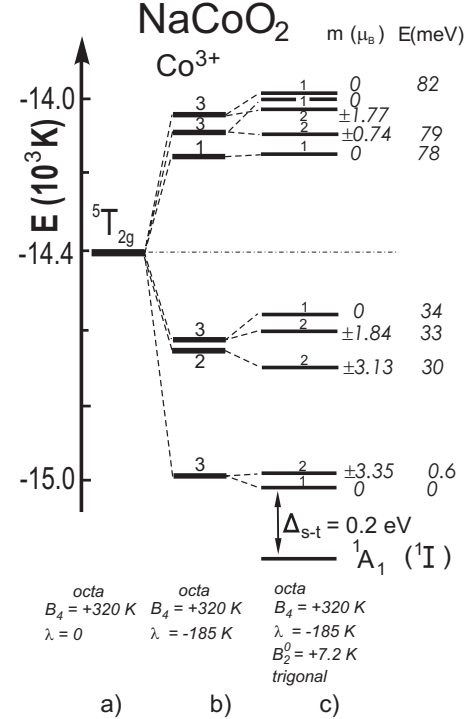


FIG. 3: Calculated low-energy electronic structure of the  $\text{Co}^{3+}$  ion in  $\text{NaCoO}_2$  originating from the  $5T_{2g}$  cubic subterm with the  $1A_1$  singlet ground subterm put about 0.2 eV below the lowest  $5T_{2g}$  state. Such the structure is produced by the dominant octahedral crystal-field interactions and the intra-atomic spin-orbit coupling (b). c) shows the splitting produced by the trigonal compressed distortion. The states are labelled by the degeneracy, the magnetic moment and the energy with respect to the lowest state of the  $5D$  term.

crystal field of early Van Vleck, Tanabe and Sugano, and of many others. The effect of the octahedral CEF interactions on these 16 terms have been calculated by Tanabe and Sugano already 50 years ago [8, 9]. These Tanabe-Sugano diagrams have been somehow forgotten in the modern solid state theory [6, 7], likely due to an erroneous conviction that these states are not relevant to solid materials. We are somehow grateful to the scientific discrimination of e.g. Polish scientific institutions, to Prof. Prof. H. Szymczak, J. Sznajd, J. Klamut, A. M. Oles because their negative opinions are the best proof for the shortage of knowledge about the (many-electron) crystal field in the XXI century solid-state theory [12]. One of reasons for the limited use of the Tanabe-Sugano diagrams was caused by the large uncertainty in the strength of the octahedral CEF in a particular compound. From this point of view the exact evaluation of the strength of the octahedral CEF in  $\text{LaCoO}_3$  [3] we consider to be of the great importance.

Prof. H. Szymczak [13] has claimed that used by us description of the trigonal distortion within the crystal-field theory is erroneous. His reproach was not corrected by following referees J. Sznajd, K. Wysokinski, J. Klamut and A. M. Oles. Thus we repeat here this description after our paper [4].

The 25 levels, originated from the  $^5D$  term, and their eigenfunctions have been calculated by the direct diagonalization of the Hamiltonian (1) within the  $|LSL_zS_z\rangle$  base. It takes a form:

$$H_d = H_{cub} + \lambda L \cdot S + B_0^2 O_0^2 + \mu_B (L + g_s S) \cdot B \quad (1)$$

The separation of the crystal-electric-field (CEF) Hamiltonian into the cubic and off-cubic part is made for the illustration reason as the cubic crystal field is usually very predominant. In the hexagonal unit cell of  $\text{FeBr}_2$  the local cube diagonal lies along the hexagonal  $c$  axis. The related distortion can be described as the trigonal distortion of the local octahedron. The cubic CEF Hamiltonian takes, for the  $z$  axis along the cube diagonal, the form

$$H_{cub} = -\frac{2}{3} B_4 \cdot (O_4^0 - 20\sqrt{2} O_4^3) \quad (2)$$

where  $O_m^n$  are the Stevens operators. The last term in Eq. (1) allows studies of the influence of the magnetic field. For remembering, the octahedral CEF Hamiltonian with the  $z$  axis along the cube edge takes a form:

$$H_d = B_4 \cdot (O_4^0 + 5O_4^4) \quad (3)$$

Before the end we summarize the treatment of  $\text{NaCoO}_2$  within the Quantum Atomistic Solid-State theory (QUASST). QUASST seems to be a standard approach to insulating transition-metal oxides but due to unknown reasons is highly discriminated in the modern solid-state physics. As reasons for the discrimination an oversimplicity is given as well as very-wide undefined statement that the description of magnetic and electronic properties of  $\text{NiO}$ ,  $\text{YTiO}_3$ ,  $\text{CoO}$ ,  $\text{BaVS}_3$ ,  $\text{LaMnO}_3$ ,  $\text{LaCoO}_3$  is not suitable for publication being not of the broad interest to the physics community. This argument cannot be treated seriously as all these compounds, starting from  $\text{NiO}$  are continuously discussed in *Phys. Rev. B* and *Phys. Rev. Lett.* with the starting point that their magnetic and insulating properties are not yet understood. In QUASST approach we treat the stoichiometric  $\text{NaCoO}_2$ , with the perfect intrinsic crystallographic structure and the single Co site, as a charge transfer-insulator. During the formation of the compound there occur electron transfer from Na and Co towards oxygen forming  $\text{Na}^+ \text{Co}^{3+} \text{O}_2^{2-}$ . These charges are localized explaining the insulating ground state.  $\text{Na}^+$  and  $\text{O}^{2-}$  ions have closed shells, whereas the  $\text{Co}^{3+}$  ion has six d electrons. The magnetism and the low-energy electronic structure we attribute to the  $\text{Co}^{3+}$  ions. According to QUASST, formulated in times of the itinerant treatment of 3d electrons, the six d electrons of the  $\text{Co}^{3+}$  ion form strongly correlated-electron atomic-like system keeping their atomic-like  $3d^6$  integrity, what means that we expect the intra-atomic correlations and the resulting electron term structure to be preserved. Such atomic-like system in a crystal experiences the electrostatic crystal field due to all surrounded charges. This CEF modifies the term structure in the well-known and

controlled way, Fig. 2, and substantially removes the degeneracy, Fig. 3.

Although we mention  $\text{NaCoO}_2$  as a charge-transfer insulator it is better characterized as a Mott insulator if one takes a definition that the Mott insulator occur due to strong electron correlations that prevent inter-site electron hopping. In our picture the inter-site electron hopping, after the charge-transfer during the formation of the compound, is not allowed in  $\text{NaCoO}_2$  by intra-atomic correlations which cause that a formation of the  $3d^5$  ( $\text{Co}^{4+}$ ) or  $3d^7$  ( $\text{Co}^{2+}$ ) configurations is energetically unprofitable. The definition of the Mott insulator could be used in order to point out that a given compound is the insulator despite having the open d or f shell. This definition seems to be in a spirit of the original Mott problem that  $\text{NiO}$  is the insulator having the open 3d shell, i.e. in order to distinguish Na or Al, for instance, with open 3s and 2p shells that are metals from  $\text{NiO}$  that is an insulator. Then, the Mott and charge insulators distinguish between insulating  $\text{NiO}$  and  $\text{MgO}$ . There could be a problem with the classification of stoichiometric  $\text{TiO}_2$ , for instance, which is an oxide with the transition-metal atom but which in the ideal case with  $\text{Ti}^{4+}$  ions gave up all 3d electrons taking the close-shell configuration. Thus we propose to use the name of Mott insulator for insulating compounds containing transition-metal atoms, in particular for oxides.

In conclusion, we claim that for calculations of the electronic structure very strong electron correlations have to be taken into account similarly to those assumed in the many-electron CEF approach. We claim, that the used by us Hamiltonian for the trigonal distortion is correct in contrary to the Szymczak's reproach. We claim that the electronic structure of the  $\text{Co}^{3+}$  ion in  $\text{NaCoO}_2$  is much more complex than that considered in Ref. [2] and is close to that obtained for  $\text{FeBr}_2$  and, in particular, for  $\text{LaCoO}_3$ . The triangular trilayer structural blocks in  $\text{NaCoO}_2$  [14] are similar to those realized in  $\text{FeBr}_2$ . The one-electron CEF structure shown in Fig. 1 from Ref. [2] is only applicable for one d electron in the trigonally compressed octahedron but not to the  $\text{Co}^{3+}$  ion which has six d electrons. We claim that the many-electron strongly-correlated CEF approach [15], the basis for QUASST, is physically adequate for 3d oxides. This controversy between one-electron CEF, many-electron CEF (QUASST) approach and band approaches can be experimentally solved by observation, or not, of the predicted electronic structure. From this point of view it is interesting to find why LDA calculations provide another ground state, i.e.  $e'_g$  as shown in Fig. 1b right [16, 17], than the single-ion CEF. The comparison would be easier if band-structure results contain data verifiable experimentally. At least, effective charges at relevant atoms and resultant experimental predictions should be reported. The QUASST calculations allow for *ab initio* calculations of magnetic and electronic properties. We assume atomistic construc-

tion of the matter in a sense, that the transition-metal atom becoming the full part of a solid preserve largely its atomic-like integrity. The potentials used in the crystal-field Hamiltonian have clear physical meaning and can be calculated from *first principles*, from the point charge model in the simplest version. Despite of the difference in  $a_{1g}$  or  $e_g$  ground state between the single-electron CEF and band theory the basic difference is related to an itinerant treatment of 3d electrons [16, 17] and to the origin of the  $t_{2g}$  splitting. In the band theory the energy splitting is determined by the kinetic energy of electrons [18] in contrary to the crystal-field view that the splitting is due to lattice distortions completed in QUASST with the spin-orbit coupling and the very detailed charge distribution in the whole compound. We note, with pleasure, the changing of the band-theory calculations towards local effects and discrete energy states characteristic for the crystal-field theory. The similar origin of the non-magnetic state in  $\text{NaCoO}_2$  will occur also in isostructural  $\text{LiCoO}_2$ , where the similar oxygen octahedron occurs and the Co-O distance is below 193 pm.

♠ dedicated to Hans Bethe, Kramers and John H. Van Vleck, pioneers of the crystal-field theory, to the 75<sup>th</sup> anniversary of the crystal-field theory, and to the Pope John Paul II, a man of the freedom and the honesty in the human life and in Science.

---

\* URL: <http://www.css-physics.edu.pl>; Electronic address: sfradwan@cyf-kr.edu.pl

- [1] K. Takada, H. Sakurai, E. Takayama-Muromachi, F. Izumi, R. A. Dilanian, and T. Sasaki, *Nature (London)* **422**, 53 (2003).
- [2] W. B. Wu, D. J. Huang, J. Okamoto, A. Tanaka, H. -J. Lin, F. C. Chou, A. Fujimori, and C. T. Chen, *Phys. Rev. Lett.* **94**, 146402 (2005).
- [3] Z. Ropka and R. J. Radwanski, *Phys. Rev. B* **67**, 172401 (2003).
- [4] Z. Ropka, R. Michalski, and R. J. Radwanski, *Phys. Rev. B* **63**, 172404 (2001).
- [5] G. Lang, J. Bobroff, H. Alloul, P. Mendels, N. Blanchard, and G. Collin, *Phys. Rev. B* **72**, 094404 (2005); cond-mat/0505668.
- [6] R. J. Radwanski and Z. Ropka, cond-mat/0504199 (2005).
- [7] R. J. Radwanski and Z. Ropka, cond-mat/9907140 (1999).
- [8] Y. Tanabe and S. Sugano, *J. Phys. Soc. Japan* **9**, 753 (1954).
- [9] S. Sugano, Y. Tanabe, and H. Kamimura *Multiplets of Transition-Metal Ions in Crystals* (Academic Press, New York) 1970.
- [10] A. Abragam and B. Bleaney, *Electron Paramagnetic Resonance of Transition Ions* (Clarendon Press, Oxford) 1970, ch. 7.
- [11] R. J. Radwanski and Z. Ropka, cond-mat/0506615 (2005).
- [12] H. Szymczak has blamed us in November 2001 that we, using 2.1 eV for  $10Dq$ , assume too weak CEF interactions - now he can see that at present much smaller values, even of 0.5 eV only, are used in theoretical band calculations of Ref. 2. We suppose that he writes a Comment to *Phys. Rev. Lett.* that too weak crystal field is erroneously considered in Ref. [2], note 32. In *Phys. Rev. Lett.* and *Phys. Rev. B* can be found many such papers.
- [13] Prof. H. Szymczak from the Polish Academy of Sciences, the present long-lasting chairman of the Physical Department of PAS, has claimed in an official administrative opinion in November 2001 for the Highest Scientific Council of the Polish Government that the procedure used by us and described in Ref. [4] is incorrect. Prof. Szymczak wrote "Nawiasem mowiac dla Hamiltonianu pola krystalicznego o symetrii oktaedrycznej zapisanego w postaci  $B_4 (O_4^0 + 5O_4^4)$  wyraz  $B_2^0 O_2^0$  opisuje deformacje tetragonalna a nie trygonalna jak twierdzi dr hab. Ryszard J. Radwanski w swoich publikacjach." what translated means: "Notabene, for a crystal-field Hamiltonian with the octahedral symmetry written in a form  $B_4 (O_4^0 + 5O_4^4)$  the term  $B_2^0 O_2^0$  describes the tetragonal deformation, but not the trigonal one **as dr hab. Ryszard J. Radwanski claims in his publications.**" This reproach is erroneous and unfounded. Nowhere and never I claimed the supposition ascribed to me by H. Szymczak as one can see, for instance, in Ref. [4], the last acapit of the first page, a paper of mine written in 2000. Szymczak wrote his opinion in November 2001 having this publication as the first position of my publication list. We mention this problem here because if so great physicist as Prof. H. Szymczak is does not know the CEF description of the trigonal distortion it means that the knowledge about CEF is rather small. Up to today, despite of my many requests for the withdrawing this reproach, Prof. H. Szymczak did not correct this opinion. In normal scientific conditions such a misunderstanding should be easily solved - by Prof. Szymczak and other Polish professors it becomes a way for the scientific inquisition. Another subject of controversy was related to  $\text{LaCoO}_3$  and to the ground state of the  $\text{Mn}^{3+}$  ion in  $\text{LaMnO}_3$ . Our paper with calculated by us the ground subterm  $^5E_g$ , with excited the  $^5T_{2g}$  states, was rejected at the SCES-02 Conference as being in disagreement with the generally accepted view of the lowest  $t_{2g}$  states and higher  $e_g$  states. We believe that Science, Physics in particular, has to be made in the friendly and well-wishing atmosphere. We can disagree about different theoretical approaches but scientific problems have to be solved in the open scientific discussion.
- [14] L. M. Helme, A. T. Boothroyd, R. Coldea, D. Prabhakaran, A. Stunault, G. J. McIntyre, and N. Kernavanois, *Phys. Rev. B* **73**, 054405 (2006); cond-mat/0510360 (2005).
- [15] R. J. Radwanski and Z. Ropka, cond-mat/0404713 (2005).
- [16] D. J. Singh, *Phys. Rev. B* **61**, 13397 (2000); **68**, 020503(R) (2003).
- [17] K. -W. Lee, J. Kunes, and W. E. Pickett, *Phys. Rev. B* **70**, 045104 (2004).
- [18] W. Koshibae and S. Maekawa, *Phys. Rev. Lett.* **91**, 257003 (2003).