

# Finite-Size Effects In An Ultra-small Kondo Box

T. Hand, J. Kroha, and H. Monien

*Physikalisches Institut, Universität Bonn, Nußallee 12, D-53115 Bonn, Germany*

(Dated: December 2, 2024)

We study the correlation effects induced by a Kondo impurity embedded in a quantum box, using as a model a one-dimensional tight-binding band with a finite number of lattice sites which is coupled to an Anderson impurity. The model is solved by means of the density-matrix renormalization-group (DMRG) including the Lanczos method as well as the correction vector method. We examine systems with more than 500 sites retaining up to 2600 states. We define the Kondo temperature  $T_K$  for the case of a discrete conduction electron density of states (level spacing  $\Delta E$ ). The strength of the correlations, indicated by the weight of the Kondo resonance,  $W$ , is determined by the local conduction density of states at the impurity site,  $x_0$ .  $W$  depends both on the symmetry of the conduction electron wave function at the Fermi edge,  $\Psi_0(x)$ , and on the impurity position  $x_0$ . We explain why the size of the Kondo peak fluctuates by changing the particle number  $N$  between even and odd. We calculate the spin-correlations of the impurity spin and the spin of the conduction band and define a correlation length for a finite system,  $l_k^{\text{num}}$ . We examine systems where the Kondo cloud — measured by  $l_k^{\text{num}}$  — is fully developed within the finite system. We show how the size of the Kondo peak corresponds to the size of the Kondo cloud.

PACS numbers: 71.10.Fd, 71.10.Pm, 72.10.Fk, 72.15.Qm

In recent years new experimental tools [1] became available to study the electronic structure of low dimensional systems with unprecedented accuracy and detail. The low energy spectral function has been measured as a function of spatial position and energy. This makes it possible and necessary to confront our knowledge of strongly correlated systems with experiments quantitatively. The problem of a single quantum spin interacting with a gas of free electrons is the origin of the famous Kondo problem. The effective interaction of the electrons with the single impurity is diverging at low energies creating a screening cloud of electronic spins around the impurity spin. Although the theoretical picture is qualitatively clear the Kondo screening cloud has never been observed experimentally and has even been challenged theoretically. A direct observation of the Kondo screening cloud is in principle feasible because its theoretically length scale could be as large as one micron. The length of the Kondo screening cloud is representing the fundamental length scale of the low energy physics.

Affleck and Simon [2] have proposed to use quantum dots embedded in quantum wires as an environment for studying the size of the Kondo screening cloud and investigated the problem analytically. Numerical studies are made difficult by the fact that the Kondo scale only appears logarithmically in the length scale. On the other hand one of the most powerful methods of treating low dimensional interacting quantum lattice problems, the density-matrix renormalization-group (DMRG) [3, 4, 5] allows to study relatively large systems. This method has been used by Sørensen and Affleck [6] to calculate the universal scaling function in a mesoscopic ring with an embedded Kondo impurity. This calculation is complicated by the fact that the DMRG is not ideally suited for systems with periodic boundary conditions. Nevertheless Sørensen and Affleck succeeded to extract the

universal scaling function studying relatively small system sizes (up to 32 sites). A very interesting experimental realization of low dimensional Kondo systems is a single wall carbon nanotube with a Cobalt atom attached to the surface which allows a *direct observation* of the Kondo effect with a scanning tunneling microscope. Since these systems can be tailored from relatively short to very large system sizes (millimeter scale) these systems seem to be ideal to study the length scale of the Kondo screening cloud. The carbon nanotube is modeled by a one-dimensional (1D) tight-binding hopping Hamiltonian with an Anderson impurity. In this Letter we study the energy and spatially resolved dynamical spectral function as well as the spin-correlation function of electrons in finite 1D systems with an Anderson impurity attached to the system with DMRG. With this method it is possible to go to very large system sizes (up to 512 sites) and study the crossover to the Kondo screening regime. Even at relatively large system sizes the structure of the single particle wave function may play an important role. Our model is a one-dimensional finite tight-binding chain with one site — labeled  $x_0$  — coupled to an Anderson impurity. The density of states (DOS) of the tight-binding chain is given by a discrete set of  $\delta$  functions for any finite length. This is a major difference to models in which the impurity is coupled to a bath (infinite system) with a given density of states. For large values of  $U$  this system can be transformed to the standard Kondo system via a Schrieffer-Wolf transformation with the Kondo coupling being  $J \sim -t^2/U$ . We consider the system close to half filling. The Hamiltonian is given by

$$\begin{aligned}
 H = & -t \sum_{i,\sigma} c_{i,\sigma}^\dagger c_{i+1,\sigma} + \text{h. c.} + \varepsilon_d \sum_{\sigma} n_{d,\sigma} + U n_{d,\uparrow} n_{d,\downarrow} \\
 & + V \sum_{\sigma} (d_{\sigma}^\dagger c_{\sigma}(x_0) + c_{\sigma}^\dagger(x_0) d_{\sigma}), \quad (1)
 \end{aligned}$$

where  $t$  denotes the hopping on the tight-binding chain,  $V$  the hopping between site  $x_0$  and the impurity site,  $U$  and  $\varepsilon_d$  are the Coulomb repulsion and local level on the impurity, respectively.  $c^\dagger$ ,  $c$  ( $d^\dagger$ ,  $d$ ) are the creation and annihilation operators on the chain (impurity site), respectively. The solution method is the DMRG. It has been proven to be a strong method for finite 1D systems and allows the calculation of dynamical properties [7, 8] as well as correlation functions with a high degree of accuracy. A crucial object in our calculation is the computation of the spectral density on the impurity site,

$$A_d(\omega) = -\frac{1}{\pi} \text{Im}(G_d(\omega)), \quad (2)$$

with

$$iG_{\alpha\beta}(xt, x't') = \langle \psi_0 | T[\Psi_{\alpha H}(x, t), \Psi_{\beta H}^\dagger(x', t')] | \psi_0 \rangle, \quad (3)$$

where  $|\Psi_0\rangle$  denotes the ground state of the system. With  $x = x'$  being the impurity site this leads to

$$G_d(\omega) = \langle \psi_0 | d_i \frac{1}{\omega - (H - E_0) + i\eta} d_j^\dagger | \psi_0 \rangle + \langle \psi_0 | d_j^\dagger \frac{1}{\omega + (H - E_0) - i\eta} d_i | \psi_0 \rangle. \quad (4)$$

Both Lanczos vector [8] as well as correction vector (CV) method [7] are used for the calculation of the Green's function. For the Lanczos method, 3 to 5 target states with 50% of the weight in the ground state build the density matrix,  $m = 2600$  states were retained, and 200 Lanczos steps are carried out to build up the Krylov subspace. The Lanczos methods gives the position of the peaks and their individual weights, which are plotted as a Gaussian with broadening  $\sigma$ . For the CV method, we kept 200 states and used 4 target states, i. e. the ground state, the excited state with a particle added or removed on the impurity, and the CV. A restarted GMRES algorithm [9] has proven to be very stable in the calculation of the CV, where  $15 \times 100$  GMRES steps achieved an accuracy of  $10^{-8}$  in the residuum of the CV. Comparing both methods and checking with the free system ( $U = 0$ ) for a system with 64 chain sites, in the non-interacting case, the CV plot matches the exact results, whereas the Lanczos-plot only gives accurate results near the Fermi edge ( $\omega = 0$ ). In the interacting case, both methods give the same results for the low lying excitations, which validates the use of the Lanczos method in this case.

The position of the site  $x_0$ , the site connected to the impurity, has a very strong effect on the physics on the impurity. Since this is the only site coupling to the impurity, the local DOS on site  $x_0$  governs most of the physical properties of the impurity. For an anti-ferromagnetic coupling between the impurity and the conduction band, the parameters have to be chosen such that the system is in the Kondo regime.  $U = 5.0$ ,  $\varepsilon_d = -0.55$ ,  $V = 0.35$ , all in units of the half bandwidth  $D/2$ , seem to fulfill this

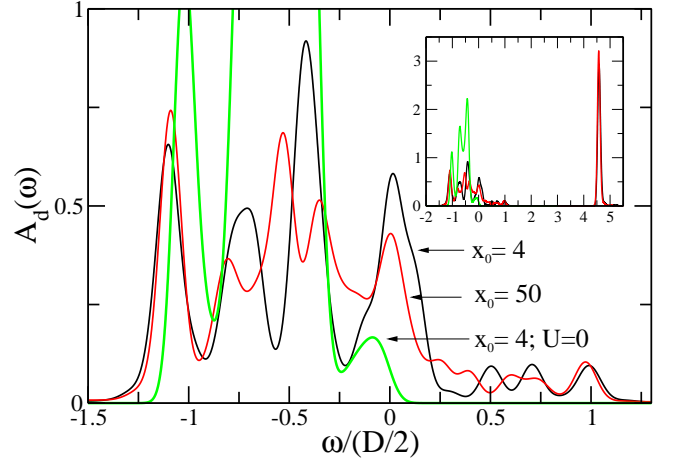


FIG. 1:  $A_d(\omega)$  with  $U = 5.0$ ,  $\varepsilon_d = -0.55$ ,  $V = 0.35$ ,  $L = 127$ ,  $N = 128$  and different  $x_0$ , including the spectral density for the non-interacting case. We use Gaussian broadening with  $\sigma = 0.05$  and kept  $m = 1000$  states. One can see that the peak at the Fermi edge ( $\omega = 0$ ) is an effect of the Coulomb interaction on the impurity and can thus be interpreted as a Kondo peak. The Kondo peak gets larger for  $x_0 = 4$  because of the higher local DOS at the edge of the system. The inset shows the full plot, including the Coulomb peak at  $\approx U + 2\varepsilon_d$ .

condition, but the problem is that the ground state is two-fold degenerate if  $x_0$  is an odd site (the chain starts with site number 0), and the chain consists of an odd number of lattice sites. This is due to the single particle wave function of the electron at the Fermi edge displaying a node at all odd sites. To avoid this degeneracy, we first looked at chains with an odd number of sites and chose an even site for  $x_0$ . We have plotted the spectral density on the impurity for different  $x_0$  for the interacting as well as for the non-interacting case in Fig. 1. There is one peak at the Fermi edge ( $\omega = 0$ ), which results *purely* from the interaction on the impurity, and can thus be identified as a Kondo peak. Since the other peaks are also present in the non-interacting case, the band edge and the finite size of the system are responsible for them. One can nicely see that the height or weight of the Kondo peak is much bigger when  $x_0 = 4$  than when  $x_0 = 50$ . Measuring the local density of states for a tight-binding chain at both positions, one can see that it is much higher for  $x_0 = 4$  than for  $x_0 = 50$ . This effects the Kondo peak, because the higher the local DOS, the more states can contribute to the resonance. This can also be seen in the equation of the Kondo temperature. The Kondo temperature is defined as

$$T_K = D \exp\left(-\frac{\pi\varepsilon_d}{2\Gamma}\right), \quad (5)$$

with  $\Gamma = \pi\rho_0|V|^2$  being the hybridization. Due to the finiteness and the open boundary conditions of the system, it exhibits discrete energy levels and a discrete conduction band. To obtain an estimate of the Kondo tem-

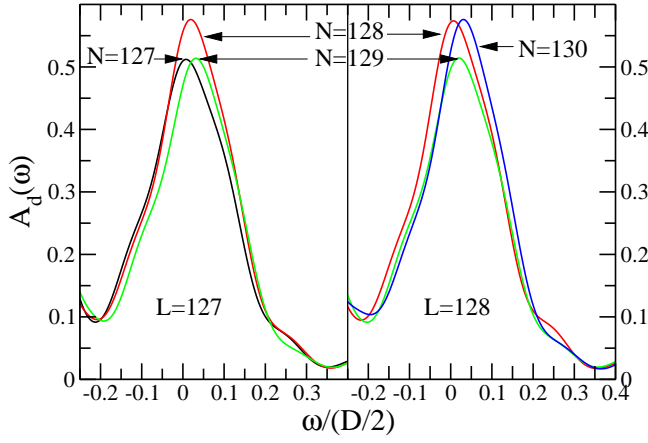


FIG. 2:  $A_d(\omega)$  with  $L = 127$  and  $L = 128$  and different  $N$ , with  $U = 5.0$ ,  $\varepsilon_d = -0.55$ ,  $V = 0.35$ . We kept up to  $m = 1000$  states. The Gaussian broadening is  $\sigma = 0.05$ . The Kondo peak is smaller when  $N$  is odd.

perature, we compare the first order and second order term in  $J$  in a perturbative approach. Thus,  $T_K$  is defined by

$$-2J^2 \sum_k |\Psi_k(x_0)|^2 / ((\exp(\varepsilon_k/T_K) + 1)\varepsilon_k) = J. \quad (6)$$

A solution for this equation — and therefore a valid value for  $T_K$  — does not exist for all parameters. We calculated the Kondo temperature for a system with  $L = 511$  lattice sites and compared to the weight of the Kondo peak for different  $x_0$ . We found that there is good resemblance in both values:  $T_K$  as well as  $W$  plotted versus  $x_0$  are much higher at the edge of the system and decrease in the middle of the system (U-shape). Whereas  $T_K$  is not defined in the middle of the system, because (6) does not give a solution,  $W$  is small, but still finite.

The system shows strong changes when changing the number of particles  $N$  between even and odd. It has been shown [10] that spin flips on the impurity for a system with an odd number of particles costs an additional energy of the order of the level spacing,  $\Delta E$ . This can be observed directly in the size of the Kondo peak. We measured the spectral density for systems with  $L = 127$  ( $L = 128$ ) sites and  $N = 127$  to  $129$  ( $128$  to  $130$ ) particles. As can be seen in Fig. 2, the Kondo peak is always bigger when the number of particles is even, and oscillates by changing the particle number between even and odd. Even if we reduce the broadening  $\sigma$ , we cannot observe the splitting of the Kondo peak for an odd number of particles as proposed in [10], which could be a result of different assumptions of the model: The impurity in [10] is coupled to an infinite system within the grandcanonical ensemble.

Interesting effects occur when the size of the system is changed. If the number of particles is even, the size of the Kondo peak does not change, because two effects compensate each other: The local density of all single-particle

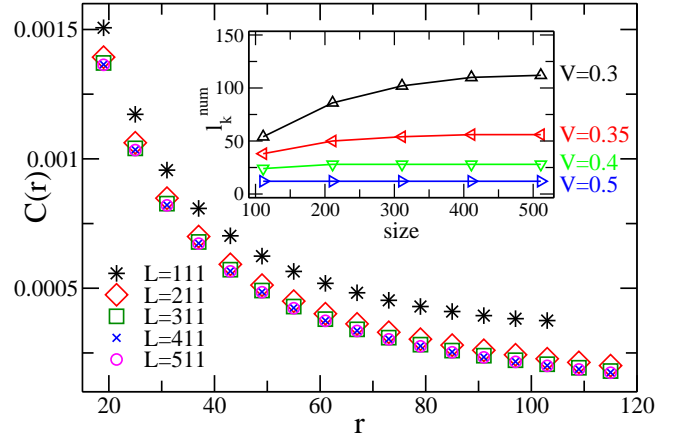


FIG. 3: The main plot shows  $C(r)$  for small  $r$  for different system sizes  $L$  and  $U = 5$ ,  $V = 0.35$ ,  $\varepsilon_d = -0.55$ ,  $x_0 = 4$  and  $N$  at half filling.  $C(r)$  gives the same values for large systems and small  $r$ , indicating that the screening cloud is less effected by the finite size effects. The inset shows  $l_k^{\text{num}}$  for different  $V$  and  $L$ . The higher  $T_K$  (high  $V$ ), the smaller  $l_k^{\text{num}}$  and the sooner  $l_k^{\text{num}}$  saturates.

wave functions is decreased because they are spread out over more system sites, but as  $\Delta E$  is also decreased, more particles can contribute to the local DOS affecting the size of the Kondo peak. If the number of particles is odd, the Kondo peak becomes bigger when increasing the system size. Spin-flip transitions cost an additional  $\Delta E$ , which is reduced by increasing the system size.

One of the most interesting issues in Kondo physics is the existence and behavior of the so-called Kondo screening cloud [11, 12]. One expects an electron in an extended wave function with a size

$$\xi = v_F/T_K \quad (7)$$

(the Kondo length scale) to surround the impurity and build a singlet with the impurity spin. The other electrons in the system do not “see” the impurity spin at low energies. Here, we are especially interested in the size of the Kondo screening cloud in a finite system, the Kondo box. One way to measure the size of the Kondo cloud is the correlation length  $l_k$  of the spin correlations

$$K(x) = \langle S_d^z S_x^z \rangle - \langle S_d^z \rangle \langle S_x^z \rangle, \quad (8)$$

where  $S_d^z$  denotes the z-component of the spin on the impurity and  $S_x^z$  the z-component of the spin at site  $x$ . To reduce the effect of oscillations we also measured

$$C(r) = (K(x) + K(x+1))/2, \quad (9)$$

with  $r = |x - x_0|$ . The error in the calculated correlation function is less than  $10^{-6}$ . The length  $l_k$  is a measure over which distance the impurity spin is fully compensated. It is connected to the size of the Kondo cloud by

$$l_k = \left( \frac{\xi}{k_F^{d-1}} \right)^{1/d}, \quad (10)$$

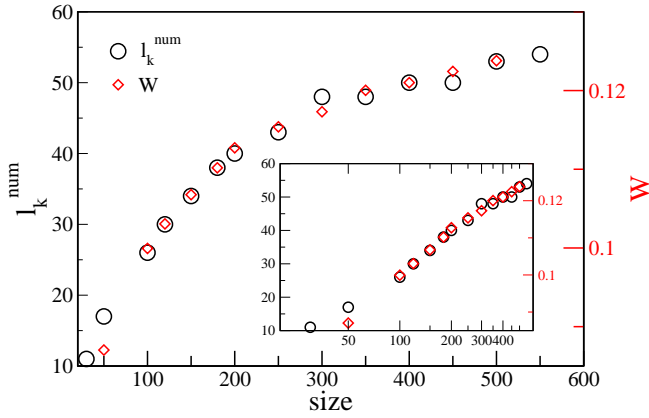


FIG. 4: Comparison of  $l_k^{\text{num}}$  and  $W$  for  $N$  odd for different  $L$ . The other system parameters are  $U = 5$ ,  $V = 0.35$ ,  $\varepsilon_d = -0.55$ ,  $x_0 = 4$  and  $N$  at half filling (odd). We kept up to  $m = 1500$  states.  $l_k$  is the site where 0.75 of the impurity spin is compensated. The weight is determined by summing over the weight of all peaks within  $-0.2 < \omega < 0.35$ . The inset shows the same data with a logarithmic x-axis to illustrate the linear behavior of  $W$  and  $l_k^{\text{num}}$ .

and with dimension  $d$ ,  $\xi = l_k$  in a 1D Kondo box. These definitions do not make sense in a canonical ensemble within a finite system, because the impurity spin is always fully compensated at the largest distance of the system. We therefore defined a numerical correlation length  $l_k^{\text{num}}$  to be the distance where 75% of the impurity spin is compensated. If the Kondo cloud is fully developed in the system — or not affected by the finiteness of the system —  $l_k^{\text{num}}$  should not change when the system size is increased any further. We measured  $l_k^{\text{num}}$  for systems with  $L = 111, \dots, 511$  lattice sites with an even number of particles. We varied over different  $T_K$  by changing  $V$ . A first investigation showed that the higher  $T_K$ , the more of the impurity spin is compensated in a smaller area around the impurity. In addition, the higher  $T_K$ , the larger the region around the impurity where  $C(r)$  gives the same values for different system sizes. In Fig. 3 we show that for larger  $T_K$  (larger  $V$ ),  $l_k^{\text{num}}$  does not change anymore when the system size is increased any

further. For  $V = 0.5$ ,  $l_k^{\text{num}} = 12$  for all measured systems. For  $V = 0.3$ ,  $l_k^{\text{num}}$  increases with the system size and finally saturates at  $l_k^{\text{num}} = 120$  for  $L = 411$ .

The spin correlations behave different when the number of particles in the system is odd. Since spin-flip transitions cost an additional  $\Delta E$ , the occupation number of the impurity,  $n_d$ , is smaller when  $N$  is odd than when  $N$  is even, which results in a smaller spin to be compensated. Whereas  $n_d$  is fixed for different system sizes when  $N$  is even, it increases with the system size when  $N$  is odd, and a larger spin has to be compensated for larger systems. Thus,  $C(r)$  differs even for small distances  $r$ , and  $l_k^{\text{num}}$  does not saturate as early as in a system with an even number of particles. As can be seen in Fig. 4,  $l_k^{\text{num}}$  is increased in the same way as the weight of the Kondo peak,  $W$ . By plotting both values on a logarithmic length scale, it is easy to see that the increase of  $W$  and  $l_k^{\text{num}}$  is linear for intermediate system size ( $L = 100$  to  $200$  lattice sites), and starts to converge for the largest systems sizes we could measure.

To summarize: The finite size of the Kondo box as well as the number of particles has a great effect on the physics. We have shown that the strength of the interaction, indicated by the size of the Kondo peak, depends strongly on the position of the impurity. If the number of particles in the system is even, the size of the Kondo peak does not change when the system size is increased. If the number of particles is odd, the Kondo peak is smaller than when  $N$  is even, but increases with the system size until it saturates. We have defined a correlation length  $l_k^{\text{num}}$  for the Kondo box to be the distance where 75% of the impurity spin is compensated. For an even  $N$ , we have shown that the spin correlations match for small  $r$  and large system sizes  $L$ , and the difference decreases with increasing  $T_K$ . The higher  $T_K$ , the smaller  $l_k^{\text{num}}$  and the sooner  $l_k^{\text{num}}$  converges for increasing  $L$ . For an odd  $N$ , we found that  $W$ , the weight of the Kondo peak, increases in the same way as  $l_k^{\text{num}}$  does when  $L$  is increased, thus giving a connection between the Kondo peak and the Kondo screening cloud.

We would like to thank S. R. White for fruitful discussions. This research is supported by the DFG through the Collaborative Research Center 608 and SP 1073.

---

[1] C. Lieber et al, Science **290**, 1549 (2000).  
[2] P. S. I. Affleck, Pys. Rev. Lett. **86**, 2854 (2001).  
[3] S. R. White and R. M. Noack, Phys.Rev.Lett. **68**, 3487 (1992).  
[4] S. R. White, Phys.Rev.Lett. **69**, 2863 (1992).  
[5] S. R. White, Phys.Rev.B **48**, 10345 (1993).  
[6] I. A. E. Sorensen, cond-mat/0409034 (2004).  
[7] T. Kühner and S. R. White, Phys.Rev.B **60**, 335 (1999).

[8] K. Hallberg, Phys.Rev.B **52** (1995).  
[9] Y. Saad, *Iterative methods for sparse linear systems* (SIAM, 2003).  
[10] W. Thimm, J. Kroha, and J. van Delft, Phys. Rev. Lett. **82** (1999).  
[11] I. Affleck, cond-mat/0111321 (2001).  
[12] E. Sorensen and I. Affleck, cond-mat/0409034 (2004).