

Anderson transition in systems with chiral symmetry

Antonio M. García-García

*Physics Department, Princeton University, Princeton, New Jersey 08544, USA and
The Abdus Salam International Centre for Theoretical Physics, P.O.B. 586, 34100 Trieste, Italy*

Emilio Cuevas

Departamento de Física, Universidad de Murcia, E30071 Murcia, Spain

(Dated: December 2, 2024)

We investigate localization properties in a three-dimensional disordered system with short range hopping and chiral symmetry. As a consequence of this additional symmetry, eigenstates close to the band center are power-law localized with a disorder dependent exponent which decreases as we get nearer the band center. A mobility edge is located in a spectral window corresponding to eigenstates whose power-law decay exponent is equal to the dimension of the space. Around this region, eigenvectors are multifractal and level statistics are described by critical statistics.

PACS numbers: 72.15.Rn, 71.30.+h, 05.45.Df, 05.40.-a

The combination of global symmetries and dimensionality is a useful classification scheme in the study of Anderson localization [1]. According to one-parameter scaling theory (ST) [2], all eigenstates of a disordered system are exponentially localized in less than two dimensions in the thermodynamic limit and undergo a localization-delocalization transition (or Anderson transition (AT)) in higher dimensions, provided that disorder is sufficiently weak. However, deviations from ST predictions have been found in systems with additional discrete symmetries. A typical example is a disordered lattice without on-site disorder but random hopping amplitudes [3]. Formally, the system may be considered as two independent sub-lattices with non-zero matrix elements connecting only sites of different sub-lattices. The corresponding Hamiltonian is invariant under a simultaneous sign flip of an arbitrary eigenvalue and the eigenstate components of one of the associated sub-lattices. As a consequence of this discrete symmetry, referred to as chiral symmetry, eigenvalues of the Hamiltonian come in pairs of $\pm\epsilon_i$, that is, the spectrum is invariant around the point $\epsilon = 0$. This feature results in different properties for eigenvalues near zero (the origin) and distant from it (the bulk).

In the bulk, spectral correlations at the metallic limit are described by the universal results of random matrix theory (RMT), usually referred to as Wigner-Dyson statistics (WD) [4]. Weak localization corrections to these universal results are obtained by mapping the localization problem onto a supersymmetric non-linear σ model [5]. The transition to localization occurring for stronger disorder is beyond the reach of current analytical techniques. Numerical [6] results suggest that eigenstates at the AT are multifractal [7, 8] and level statistics are described by 'critical statistics' [9].

In contrast, much less is known about the region close to the origin where the chiral symmetry plays a crucial role. An exception is the metallic limit, where the powerful analytical techniques of RMT have permitted comprehensive understanding of level statistics [10]. These results have found applications in different branches of theoretical physics: from

non-perturbative QCD [11], to bosons in random media [12] and highly doped semiconductors [13]. Despite the progress made for level statistics in the metallic limit, we are still far from even a qualitative understanding of the interplay between disorder and chiral symmetry. As a general rule, chiral symmetry tends to delocalize eigenstates close to the origin since weak-localization corrections vanish [14]. Indeed in the one-dimensional (1D) case it can be rigorously proved [3] that, in disagreement with the ST prediction, eigenstates at the band center are not localized exponentially. In two dimensions, localization properties seem to be very sensitive to the microscopic form of the random potential [15]. For the specific case of a weak Gaussian disorder, it is well established that eigenvectors at the band center remain delocalized [16]. The situation in higher dimensions has hardly been studied despite its potential applications to QCD or highly doped semiconductors. For weak disorder and time reversal invariance, the results of [17, 18, 19] suggest that, in three-dimensions, chiral symmetry may induce power-law localization of the zero energy eigenstates. Features of the AT in chiral systems have only been examined in the case of a 1D system with long range disorder [20] and in a generalized random matrix ensemble capable of combines chiral symmetry and critical statistics [21].

In this letter we investigate the interplay between chiral symmetry and localization in a three dimensional (3D) system with short range disorder. Our main finding is that chiral symmetry induces power-law localization for eigenstates close to the band center. An AT is observed if the power-law exponent matches the dimensionality of the space.

The model-

We consider the following 3D tight-binding Hamiltonian with only off-diagonal disorder,

$$\mathcal{H} = \sum_{\langle ij \rangle} [t_{ij} e^{i\theta_{ij}} a_i^\dagger a_j + \text{h.c.}] , \quad (1)$$

where the sum is restricted to nearest-neighbors and the operator $a_i(a_i^\dagger)$ destroys (creates) an electron at the i th site of the 3D cubic lattice. We break time reversal invariance by

introducing a random magnetic flux described by the above Peierls phase $e^{i\theta_{ij}}$ with θ_{ij} uniformly distributed in the interval $[-\pi, \pi]$. Although we mainly focus on the broken time reversal case, we have also checked that our main conclusions are valid if time reversal invariance is preserved. The hopping integrals t_{ij} are real random variables satisfying the probability distribution

$$\mathcal{P}(\ln t_{ij}) = 1/W \quad \text{for } -W/2 \leq \ln t_{ij} \leq W/2, \quad (2)$$

and zero otherwise. The above exponential distribution provides an effective way of setting the strength of off-diagonal disorder [22].

In order to proceed, we compute eigenvalues and eigenvectors of the Hamiltonian Eq. (1) for different volumes L^3 by using standard numerical diagonalization techniques. The number of disorder realizations for each volume L^3 ranges from 10^4 ($L = 10$) to 500 ($L = 20$). Hard wall boundary conditions are imposed in order to better examine the asymptotic decay of eigenstates in real space (see below). Since we are interested in the effect of chiral symmetry we mainly focus on a small energy window close to the origin $\epsilon = 0$. The eigenvalues thus obtained are appropriately unfolded, i.e., they were rescaled so that the spectral density on a spectral window comprising several level spacings is unity.

Our first task is to look for a mobility edge in an small spectral window close to the origin. The chosen interval, $\epsilon \in (10^{-4}, 10^{-3})$ in our case, is not important provided that it is close to the origin. First of all we evaluate a certain spectral correlator for different sizes and disorder strengths W . Then we locate the mobility edge by finding the disorder W_c such that the spectral correlator analyzed becomes size independent [7].

In our case we investigate the level spacing distribution $P(s)$ (probability of finding two neighboring eigenvalues at a distance $s_i = (\epsilon_{i+1} - \epsilon_i)/\Delta$, with Δ being the local mean level spacing). The scaling behavior of $P(s)$ is examined through the following function of its variance [23],

$$\eta(L, W) = [\text{var}(s) - \text{var}_{\text{WD}}] / [\text{var}_{\text{P}} - \text{var}_{\text{WD}}], \quad (3)$$

which describes the relative deviation of $\text{var}(s)$ from the WD limit. In Eq. (3) $\text{var}(s) = \langle s^2 \rangle - \langle s \rangle^2$, where $\langle \dots \rangle$ denotes spectral and ensemble averaging, and $\text{var}_{\text{WD}} = 0.286$ and $\text{var}_{\text{P}} = 1$ are the variances of WD and Poisson statistics, respectively. Hence $\eta = 1(0)$ for an insulator (metal). Any other intermediate value of η in the thermodynamic limit is an indication of a mobility edge.

In Fig. 1 we plot the W dependence of η for different system sizes. It is clear that, in the window of energy studied $\epsilon \in (10^{-4}, 10^{-3})$, the mobility edge signaling an AT is located around $W_c \sim 18$. We have also found that W_c increases as the energy window of interest gets closer to the origin. For a weaker (stronger) disorder, η tends slowly to the WD (Poisson) results. This slow convergence to WD (see Fig. 1) suggests that eigenstates may still have some kind of structure even on the delocalized side of the transition. The analysis of

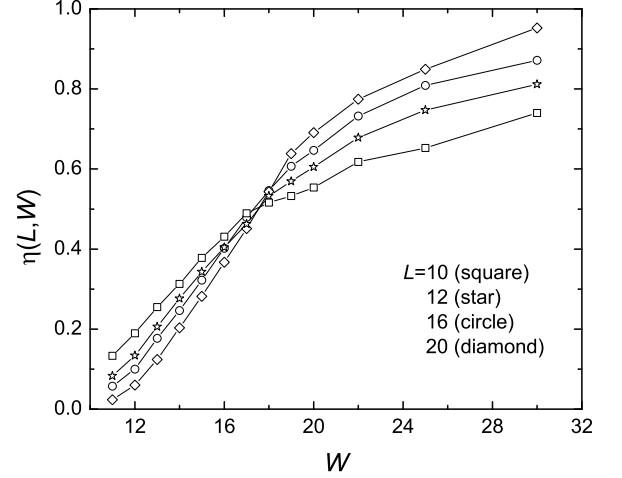


FIG. 1: Scaling variable η as a function of disorder W for different volumes; only eigenvalues in the window $10^{-4} \leq \epsilon \leq 10^{-3}$ have been considered. Clearly the system undergoes an AT at $W = W_c \sim 18$.

eigenfunctions will show this is the case. We have checked that the use of scaling variables other than η [7, 24] do not alter the results. For the sake of completeness we repeat the calculation for the case of time reversal invariance, $\theta_{ij} = 0$ in Eq. (1). We have also observed a mobility edge with similar properties but at a slightly weaker disorder $W_c \sim 15$, in agreement with previous results for the standard 3D AT [25].

Level statistics

In this section, we study whether level statistics around the mobility edge are compatible with those of an AT. Spectral correlations at the AT ('critical statistics') combine typical properties of a metal (WD) with those of an insulator (Poisson). Thus level repulsion, $P(s) \rightarrow 0$ for $s \rightarrow 0$, typical of WD is still present at the AT. However, a long range correlator such as the the number variance $\Sigma^2(\ell) = \langle (N_\ell - \langle N_\ell \rangle)^2 \rangle \sim \chi \ell$ for $\ell \gg 1$ (N_ℓ is the number of eigenvalues in an interval of length ℓ) is asymptotically linear [8], as for an insulator $\Sigma^2(\ell) \sim \ell$, but with a slope $\chi < 1$ (~ 0.27 for 3D AT).

As shown in Fig. 2 all these features are also present in our model. However, we have found that the slope of the number variance $\chi \sim 0.49$ is roughly twice that of the standard 3D AT. We refer to the analysis of eigenvectors (see below) for a qualitative explanation of this feature.

We have verified that the number variance in the limit of weak disorder agrees with the prediction of chiral RMT [10] (see inset (a) Fig. 2). As was expected we have obtained different results depending on whether the time reversal invariance is broken (inset (a) Fig. 2) or not (not shown). However, we have observed that the effect of the magnetic flux weakens as the disorder is increased. Indeed for $W \geq 10$ we could not distinguish any difference.

Additionally, we have found that if chiral symmetry is bro-

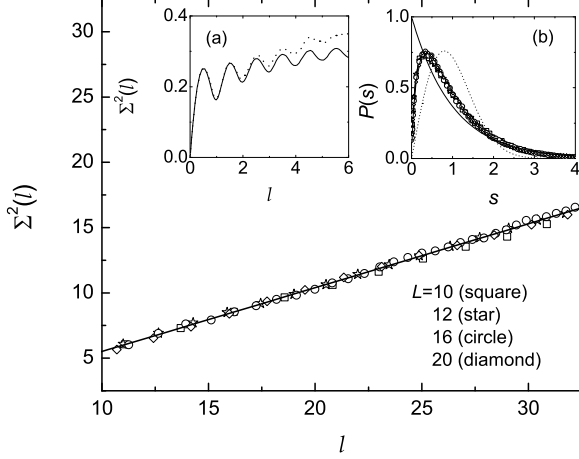


FIG. 2: The $l \gg 1$ behavior of the number variance $\Sigma^2(l)$ and $P(s)$ [inset (b)] in the spectral window $\epsilon \in (10^{-4}, 10^{-3})$ at the critical point $W_c \sim 18$ for different volumes. $\Sigma^2(l)$ is linear with a slope (solid line) $\chi \sim 0.49$, $P(s) \sim s$ for $s \ll 1$, and both are size-independent. All these features are typical signatures of 'critical statistics'. For $W = 0.2 \ll W_c$ [inset (a)] the number variance (dotted line) is well described by the prediction of chiral RMT (solid line).

ken by adding a weak diagonal disorder, level statistics are very close to the Poisson limit typical of an insulator.

To conclude, the analysis of level statistics shows that, as a consequence of the chiral symmetry of the model, there is an AT close to the band center with properties similar but not equal to the standard 3D AT.

Multifractality and power-law localization-

One of the signatures of an AT transition is the multifractality of the eigenstates. An eigenfunction is said to be multifractal (for an alternative definition see [26]) if the eigenfunction moments $P_q = \int d^d r |\psi(r)|^{2q} \propto L^{-D_q(q-1)}$ present anomalous scaling with respect to the sample size L , where D_q is a set of different exponents describing the transition [27, 28].

After performing ensemble and spectral averaging in the spectral window $[\epsilon \in (10^{-4}, 10^{-3})]$ we have found that eigenfunctions are indeed multifractal ($D_2 = 0.696$, $D_3 = 0.457$, and $D_4 = 0.340$). These values of D_q are, roughly speaking, a factor two smaller than the ones at the standard 3D AT. This is consistent with our results from level statistics, where a similar factor was found for the slope χ of the number variance $\Sigma^2(l) \sim \chi l$. Qualitatively, this numerical difference can be traced back to the chiral symmetry of our model: according to the ST, parameters such that χ or D_q are exclusively a function of the dimensionless conductance g_c at the AT. Although an explicit expression is not known, it is expected that, at least for sufficiently high dimensions, both D_2 and $1 - \chi$ will be proportional to g_c . On the other hand, it is well established [14, 16] that weak localization corrections vanish in systems with chiral symmetry. Hence, a stronger disorder is

needed to reach the AT region. As a consequence, the chiral g_c will be smaller, in qualitative agreement with our results. Having discussed the details of the AT close to the origin, we now clarify the physical mechanism causing this transition. Chiral systems do not have weak-localization corrections, so the transition to localization must be in part due to some non-perturbative effect, such as tunneling combined with the progressive weakening of the effect of the chiral symmetry as we move away from the origin. On the other hand, the slow rate of convergence towards WD observed in Fig. 1 suggests that, although eigenstates seem to be delocalized in the thermodynamic limit, they still have some kind of localization center. This is in agreement with the results of Ref. [17], where it was found that the zero energy wavefunction of a time reversal, weakly disordered 3D chiral system was power-law localized $\psi(r) \sim 1/r^{\alpha(W)}$. We recall that, according to Refs. [27, 29], power-law localization induces an AT in any dimension provided that the decay exponent α matches the dimensionality d of the space. If $\alpha < (>) d$, eigenstates tend to be delocalized (localized) in the thermodynamic limit but the degree of convergence is slow [30].

Based on the above facts we conjecture that the transition to localization close to the origin observed in the Hamiltonian (1) has its origin in the power-law localization induced by the chiral symmetry. For a given spectral window close to the origin we expect the exponent α describing the decay to increase with the disorder strength W . The AT will occur for a $W = W_c$ so that $\alpha \sim d = 3$. For stronger disorder $W > W_c$ we expect eigenstates to be exponentially localized, though they may still possess a power-law tail for distances smaller than the localization length.

We have tested this conjecture by analyzing the typical decay of eigenstates in the window $10^{-4} \leq \epsilon \leq 10^{-3}$ for $L = 20$ and different W through the following correlation function [31],

$$g(r) = \langle \ln(|\psi_{j_{\max}}|/|\psi_j|) \rangle, \quad r = |\mathbf{r}_j - \mathbf{r}_{j_{\max}}|, \quad (4)$$

where j_{\max} denotes the lattice site with the largest amplitude and brackets stand for ensemble average. In order to examine the asymptotic decay of $g(r)$, (we restrict ourselves to the range $8 \leq r \leq 22$), we fit the numerical results to a curve of the form $g(r) = \ln(Ar^\alpha + B)$ with A , B and α fitting parameters. Parameters A and B describe finite-size effects and remnants of the eigenstate core (non-decaying) part. The exponent α (depicted in the inset of Fig. 3) provide us with valuable information about the decay of the eigenstates. The excellent agreement (see Fig. 3) between the numerical results and the fitting curve indicates that eigenstates are power-law localized. Moreover, the exponent α controlling the decay increases with W and tends to the conjectured value $\alpha = 3$ as we get close to the critical disorder $W_c \sim 18$. This is the most important result of the paper. Not only it does represent a novel relation between localization and symmetry but it also sheds some light on the underlying mechanism causing the AT.

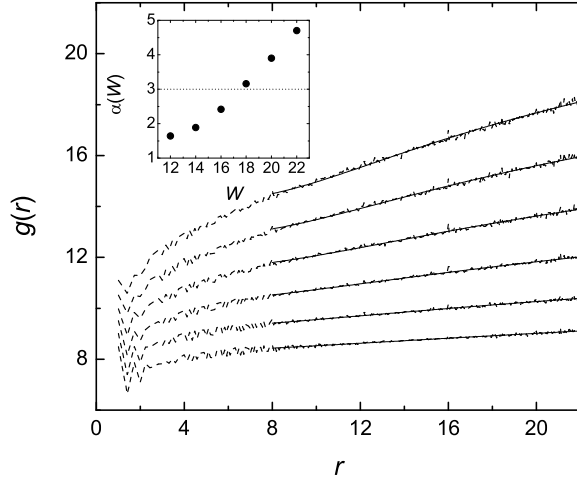


FIG. 3: The correlation function $g(r)$ as a function of r (dashed lines) for a system-size $L = 20$ and $W = 12, 14, 16, 18, 20$ and 22 from bottom to top. The numerical curves were fitted to a curve of the form $g(r) = \ln(Ar^\alpha + B)$ (solid lines). The best fitting parameter α is represented as a function of W in the inset.

We remark that the relation between chiral symmetry and power-law localization has already been established in the context of QCD (see [18] and references therein). Specifically, it was found that the low lying eigenstates of the QCD operator (with gauge configurations given by the instanton liquid model) were power-law localized due to the long range behavior of certain non-perturbative solutions (instantons) of the classical equations of motion. We speculate that a similar mechanism is at work in our case.

A final comment is in order: the claim that the power-law localization is the precursor of the AT is not in contradiction with the multifractal structure of the eigenstates. Since $g(r)$ is averaged over many realizations of disorder, all multifractals fluctuations are washed out. What remains is the smooth skeleton of the eigenstate which, in our case, is power-law localized.

To conclude, we have investigated the interplay between chiral symmetry and Anderson localization in a 3D Anderson model with off-diagonal disorder. Close to the origin we have found a mobility edge induced by the chiral symmetry with properties qualitatively similar to those of a standard 3D AT. We have also conjectured that this chiral AT can be traced back to the power-law nature of eigenstates close to the origin. This finding may open a new way to investigate the standard AT in 3D.

AMG was supported by a Marie Curie Outgoing Fellowship, contract MOIF-CT-2005-007300. EC thanks the FEDER and the Spanish DGI for financial support through

Project No. FIS2004-03117.

- [1] P.W. Anderson, Phys. Rev. **109**, 1492 (1958).
- [2] E. Abrahams et al., Phys. Rev. Lett. **42**, 673 (1979).
- [3] F. J. Dyson, Phys. Rev. **92**, 1331 (1953).
- [4] E.P. Wigner, Ann. Math. **53**, 36 (1951); F.J. Dyson, J. Math. Phys. **3**, 140, 157, 166 (1962).
- [5] K.B. Efetov, Adv. Phys. **32**, 53 (1983).
- [6] M. Schreiber and H. Grussbach, Phys. Rev. Lett. **67**, 607 (1991); H. Aoki, J. Phys. C **16**, L205 (1983).
- [7] B.I. Shklovskii et al., Phys. Rev. B **47**, 11487 (1993).
- [8] B.L. Altshuler et al., Zh. Eksp. Teor. Fiz. **94**, 343 (1988) [Sov. Phys. JETP **67**, 625 (1988)].
- [9] V.E. Kravtsov and K.A. Muttalib, Phys. Rev. Lett. **79**, 1913 (1997); S.M. Nishigaki, Phys. Rev. E **59**, 2853 (1999).
- [10] P.J. Forrester, Nucl. Phys. B **553**, 601 (1999); T. Nagao, J. Math. Phys. **34**, 2317 (1993); J.J.M. Verbaarschot, Phys. Rev. Lett. **72**, 2531 (1994); K. Slevin and T. Nagao, Phys. Rev. Lett. **70**, 635 (1993); A. Altland and M.R. Zirnbauer, Phys. Rev. B **55**, 1142 (1997).
- [11] E.V. Shuryak and J.J.M. Verbaarschot, Nucl. Phys. A **560**, 306 (1993).
- [12] V. Gurarie and J.T. Chalker, Phys. Rev. Lett. **89**, 136801 (2002).
- [13] A.L. Efros and B.I. Shklovsky, *Electronic properties of doped semiconductors* (Springer Verlag, New York, 1984).
- [14] C. Mudry, P.W. Brouwer and A. Furusaki, Phys. Rev. B **62**, 8249 (2000); E. Louis and J. A. Vergés, Phys. Rev. B **63**, 115310 (2001).
- [15] W.A. Atkinson et al., Phys. Rev. Lett. **85**, 3926 (2000).
- [16] R. Gade, Nucl. Phys. B **398**, 499 (1993); A. Furusaki, Phys. Rev. Lett. **82**, 604 (1999); K. Takahashi and S. Iida, Phys. Rev. B **63**, 214201 (2001).
- [17] S.J. Xiong and S.N. Evangelou, Phys. Rev. B **64**, 113107 (2001).
- [18] A.M. García-García and J.C. Osborn, Phys. Rev. Lett. **93**, 132002 (2004).
- [19] B. Nikolic, Phys. Rev. B **64**, 014203 (2001).
- [20] A.M. García-García and K. Takahashi, Nucl. Phys. B **700**, 361 (2004); A. Parshin and H.R. Schober, Phys. Rev. B **57**, 10232 (1998).
- [21] A.M. García-García and J.J.M. Verbaarschot, Nucl. Phys. B **586**, 668 (2000).
- [22] B. Huckenstein, Rev. Mod. Phys. **67**, 357 (1995); S.N. Evangelou, J. Phys. C **19**, 4291 (1986).
- [23] E. Cuevas, Phys. Rev. Lett. **83**, 140 (1999); E. Cuevas, E. Louis, and J.A. Vergés, *ibid.* **77**, 1970 (1996).
- [24] J. Pipek and I. Varga, Phys. Rev. A **46**, 3148 (1992).
- [25] E. Hofstetter and M. Schreiber, Phys. Rev. Lett. **73**, 3137 (1994).
- [26] E. Cuevas, Phys. Rev. B **68**, 024206 (2003).
- [27] A.D. Mirlin, Phys. Rep. **326**, 259 (2000).
- [28] F. Wegner, Z. Phys. B **36**, 209 (1980).
- [29] L.S. Levitov, Phys. Rev. Lett. **64**, 547 (1990).
- [30] A.D. Mirlin et al., Phys. Rev. E **54** 3221 (1996); F. Evers and A.D. Mirlin, Phys. Rev. Lett. **84**, 3690 (2000); E. Cuevas et al., Phys. Rev. Lett. **88**, 016401 (2002).
- [31] M. Inui, S.A. Trugman, and E. Abrahams, Phys. Rev. B **49**, 3190 (1994).