

Coherent exciton transport in dendrimers and continuous-time quantum walks

Oliver Mülken, Veronika Bierbaum, and Alexander Blumen

Theoretische Polymerphysik, Universität Freiburg, Hermann-Herder-Straße 3, 79104 Freiburg i.Br., Germany

(Dated: October 16, 2018)

We model coherent exciton transport in dendrimers by continuous-time quantum walks (CTQWs). For dendrimers up to the second generation the coherent transport shows perfect recurrences, when the initial excitation starts at the central node. For larger dendrimers, the recurrence ceases to be perfect, a fact which resembles results for discrete quantum carpets. Moreover, depending on the initial excitation site we find that the coherent transport to certain nodes of the dendrimer has a very low probability. When the initial excitation starts from the central node, the problem can be mapped onto a line which simplifies the computational effort. Furthermore, the long time average of the quantum mechanical transition probabilities between pairs of nodes show characteristic patterns and allow to classify the nodes into clusters with identical limiting probabilities. For the (space) average of the quantum mechanical probability to be still or again at the initial site, we obtain, based on the Cauchy-Schwarz inequality, a simple lower bound which depends only on the eigenvalue spectrum of the Hamiltonian.

PACS numbers: 71.35.-y, 36.20.-r, 36.20.Kd

I. INTRODUCTION

In recent years dendrimers have been an active field of research, both experimentally and theoretically, see, e.g. reference¹ or the Special Issue of Journal of Luminescence on the optical properties of dendrimers.² Dendrimers are hyperbranched macromolecules with a very regular structure. Among a series of very interesting and crossdisciplinary applications like drug delivery, dendrimers have been theoretically investigated as light harvesting antennae.^{3,4,5,6} Apart from these theoretical works, there has been also a huge experimental effort to probe transport processes.^{7,8,9,10,11} Here, dendrimers are synthesized in a self-similar fashion by hierarchically growing the dendrimer from a core.¹² Depending on the site of the light absorbing states, the transport of these excitations can be very efficient in some cases but also very inefficient in others. At high temperatures the transport is incoherent and can be described by a hopping process.⁸ However, there is also experimental evidence for coherent interchromophore transport processes within the dendrimer.^{10,11} When modeling the transport, one usually assumes that the excitations are localized on the building blocks of the dendrimer, i.e., either on the chromophores or the segments connecting the chromophores. The latter leads to a different topology usually referred to as being a (finite) Husimi cactus.¹³

There is a long-standing study of exciton transport in molecular aggregates, not only in polymer physics¹⁴ but also in atomic¹⁵ and in solid state physics.^{16,17} In solid state physics, a dendrimer of infinite generation is known as the Bethe lattice. The incoherent exciton transport in dendrimers can be efficiently modelled by random walks, see, for instance,^{18,19,20}. Here, the underlying topology of the dendrimer determines the dynamics of the exciton motion and the transport is described by a master (rate) equation.

In this paper we will consider only the coherent transport, and we will model the dynamics by Schrödinger's equation. Interestingly, this is formally closely related to the master equation approach, where the transfer over the system is given by the connectivity matrix \mathbf{A} of the dendrimer,^{21,22,23,24} vide

infra. This is also in close relation to Hückel's (or LCAO, linear combination of atomic orbitals) theory,²⁵ where the elements of the secular matrix are given by \mathbf{A} .

II. COHERENT EXCITON TRANSPORT ON GRAPHS

We model the coherent transport of excitons on graphs by so-called continuous-time quantum walks (CTQWs) which are the quantum mechanical analog of continuous-time random walks (CTRWs).

A graph is a collection of connected nodes and to every graph there exists a corresponding connectivity matrix $\mathbf{A} = (A_{ij})$, which is a discrete version of the Laplace operator. The non-diagonal elements A_{ij} equal -1 if nodes i and j are connected by a bond and 0 otherwise. The diagonal elements A_{ii} equal the number of bonds which exit from node i , i.e., A_{ii} equals the functionality f_i of the node i .

Classically, a CTRW is governed by a master equation for the conditional probability, $p_{k,j}(t)$, to find the CTRW at time t at node k when starting at node j .^{26,27} The transfer matrix of the walk, $\mathbf{T} = (T_{kj})$, is related to the connectivity matrix by $\mathbf{T} = -\gamma\mathbf{A}$, where we assume for simplicity the transmission rate γ of all bonds to be equal and we set $\gamma \equiv 1$.

CTQWs are obtained by identifying the Hamiltonian of the system with the (classical) transfer operator (matrix), $\mathbf{H} = -\mathbf{T}$.^{21,28,29} The whole accessible Hilbert space is spanned by the basis vectors $|j\rangle$ associated with the nodes j of the graph. A state $|j\rangle$ starting at time t_0 evolves in time as $|j(t)\rangle = \mathbf{U}(t, t_0)|j\rangle$, where $\mathbf{U}(t, t_0) = \exp(-i\mathbf{H}(t - t_0))$ is the quantum mechanical time evolution operator (we have set $m \equiv 1$ and $\hbar \equiv 1$).

The transition amplitude $\alpha_{k,j}(t)$ from state $|j\rangle$ at time 0 to state $|k\rangle$ at time t reads then $\alpha_{k,j}(t) = \langle k|\mathbf{U}(t, 0)|j\rangle$ and obeys Schrödinger's equation. Denoting the orthonormalized eigenstates of the Hamiltonian $\mathbf{H} = -\mathbf{T}$ by $|q_n\rangle$, such that $\sum_n |q_n\rangle\langle q_n| = \mathbf{1}$, the quantum mechanical transition proba-

bility is

$$\pi_{k,j}(t) \equiv |\alpha_{k,j}(t)|^2 = \left| \sum_n \langle k | e^{-i\lambda_n t} | q_n \rangle \langle q_n | j \rangle \right|^2. \quad (1)$$

Note that classically $\sum_k p_{k,j}(t) = 1$, whereas quantum mechanically $\sum_k |\alpha_{k,j}(t)|^2 = 1$ holds.

III. TOPOLOGY & CONNECTIVITY OF DENDRIMERS

In the following we will consider dendrimers of generations G whose functionality is 3, i.e. all internal nodes of the dendrimer have 3 bonds, whereas the outermost nodes have only one bond. The structure of such dendrimers is exemplified in Fig. 1 for dendrimers of generations $G = 2$ and $G = 3$. Note that the number of nodes belonging to the g -th generation ($g \geq 1$) is $3 \cdot 2^{g-1}$ and that it grows exponentially with g . Moreover, the total number of nodes in the dendrimer of generation G is $N = 3 \cdot 2^G - 2$.

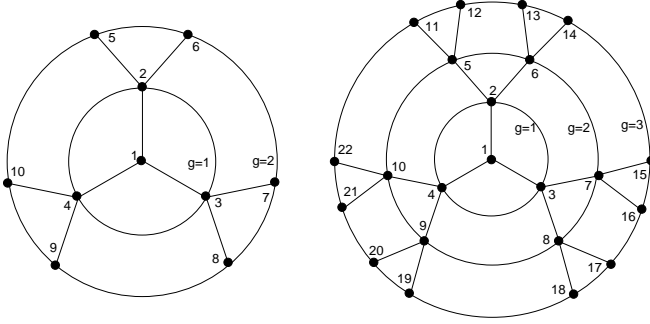


FIG. 1: Dendrimers of generation $G = 2$ (left) and $G = 3$ (right).

The connectivity matrix of these dendrimers has a very simple structure. One has $A_{ii} = 3$ for all the nodes in the first $G - 1$ generations and $A_{ii} = 1$ for the nodes in generation G . The bonds are represented by the off-diagonal matrix elements A_{ij} . Here, every node in generation $g \geq 1$ is connected to two consecutively numbered nodes in generation $g + 1$ and to one node in generation $g - 1$.

The eigenmodes of such dendrimers were studied in.³⁰ There, for the dendrimers of generations $G = 1$ and $G = 2$, the eigenvalues and eigenvectors of \mathbf{A} were explicitly calculated. The eigenvectors determine the eigenmodes of the dendrimer, see e.g. Fig. 3 of³⁰. It was further shown that there are $G + 1$ nondegenerate eigenvalues, one of which is always $\lambda_0 = 0$. We used these results to check that our numerical diagonalization for the small dendrimers is correct.

IV. TRANSPORT ON DENDRIMERS

In the following section we present results for coherent exciton transport on dendrimers. The results were obtained by numerically determining the eigenvalues and eigenvectors of the corresponding connectivity matrix, using the standard software package MATLAB.

A. Dynamics of an excitation starting at the center

We start by focusing on an excitation which starts at the central node 1. For a $G = 3$ dendrimer, Fig. 2 shows snapshots of the temporal development of transition probabilities. The nodes are numbered according to Fig. 1. In this way the nodes 2 – 4 belong to generation $g = 1$, the nodes 5 – 10 to $g = 2$, and the nodes 11 – 22 to $g = 3$. Here, the excitation spreads over the whole dendrimer and already after a short period of time, $t \approx 1.5$, there is a considerable probability to be at the outermost nodes, which is larger than the probabilities to be at nodes belonging to other generations. The initial “speed” of the exciton is calculated based on the number of bonds (i.e. the chemical distance) between the initial node and one of the outermost nodes, divided by the time to reach that node. Here, we have $3/1.5 = 2$. As we will show below, the dynamics of an excitation starting at the central node 1 over the dendrimer can be mapped onto a line. For an infinite line, the transition probabilities can be expressed by Bessel functions of the first kind.²² From this the speed can be calculated; it is at all times equal to 2. For finite lines, the initial speed is still equal to 2. Thus our results here are in accordance with what can be expected for waves propagating through a regular graph.

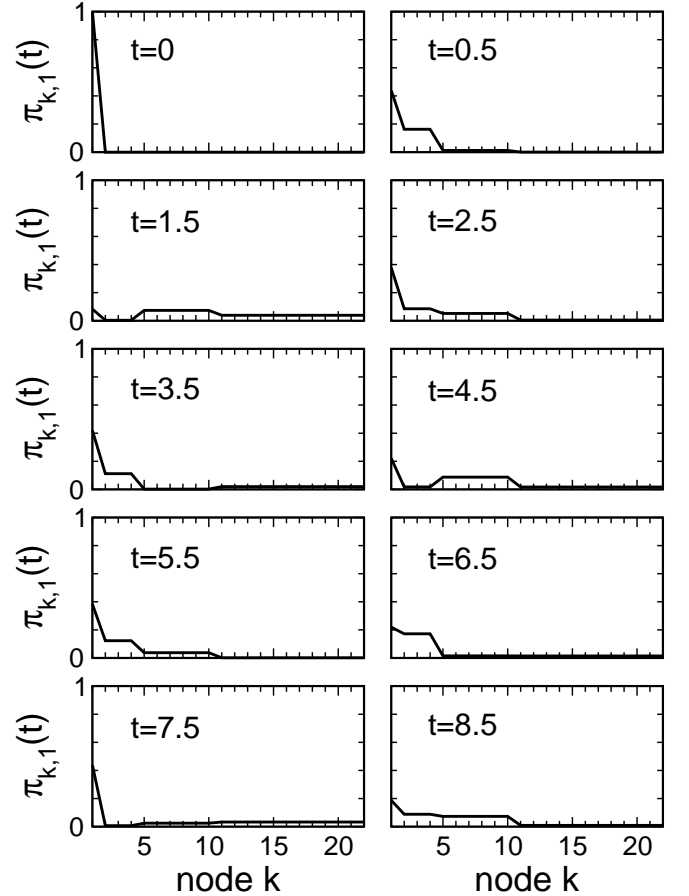


FIG. 2: Snapshots of the transition probability for a $G = 3$ dendrimer at different times t . The initial excitation is at the central node.

Remarkably, for the $G = 2$ dendrimer the transition probabilities are fully periodic when the coherent excitation starts from the central node 1 (the same holds for the $G = 1$ dendrimer, too). In this case we obtain, based on the analytically determined eigenvalues and eigenvectors that all $\pi_{k,1}(t)$ have the following, periodic form:

$$\pi_{k,1}(t) = \left| \sum_n e^{-i\lambda_n t} \langle k|q_n\rangle \langle q_n|1\rangle \right|^2 \\ = a_0^{(k)} + a_1^{(k)} \cos(2t) + a_2^{(k)} \cos(3t) + a_3^{(k)} \cos(5t). \quad (2)$$

Note that due to rotational symmetry, the transition probabilities from the central node to nodes belonging to the same generation are equal. Because of this we only have to list three different transition probabilities. We hence choose, exemplarily, the nodes 1, 2, and 10, for which we find the coefficients

$$a_0^{(1)} = \frac{21}{50}, a_1^{(1)} = \frac{1}{10}, a_2^{(1)} = \frac{2}{5}, a_3^{(1)} = \frac{2}{25} \\ a_0^{(2)} = \frac{49}{450}, a_1^{(2)} = \frac{1}{30}, a_2^{(2)} = -\frac{4}{45}, a_3^{(2)} = -\frac{4}{75} \\ a_0^{(10)} = \frac{19}{450}, a_1^{(10)} = -\frac{1}{30}, a_2^{(10)} = -\frac{1}{45}, a_3^{(10)} = \frac{1}{75}.$$

It follows that there is a perfect revival of the initial state for each $t = 2n\pi$ where $n \in \mathbb{N}$. At $t = (2n - 1)\pi$ the main part of the excitation is equally distributed among the nodes of the outermost generation. This revival of the initial probability distribution resembles results obtained for continuous^{31,32} and discrete quantum carpets.^{22,33} For discrete quantum carpets, the revival is only perfect for small cycles of length $N = 1, 2, 3, 4$, and 6 . When the cycles become larger, there are only partial revivals of the initial state. The same can be observed for dendrimers of generation $G \geq 3$, as will become clear in the following.

B. Mapping onto a line

Due to the rotational symmetry, the dynamical problem of a dendrimer initially excited at its center 1 can be mapped onto a linear segment. In the classical, CTRW case, this result has been widely used, see Ref.⁵. For a CTQW on a graph consisting of two Cayley trees this has been done in, e.g.,^{21,29}. For each generation with $g \geq 1$ we introduce linear combinations of states

$$|g\rangle \equiv \frac{1}{\sqrt{3 \cdot 2^{g-1}}} \sum_{k \in g} |k\rangle. \quad (3)$$

The state of generation 0, $|g_0\rangle$, is identical to that of the central node $|1\rangle$. A CTQW through the generations is now governed by a new Hamiltonian $\tilde{\mathbf{H}}$ which is defined by

$$\tilde{H}_{gg'} = \langle g|\mathbf{H}|g'\rangle. \quad (4)$$

Given \mathbf{H} and the construction of the generation states $|g\rangle$, $\tilde{\mathbf{H}}$ is a real and tridiagonal matrix whose elements obey $\tilde{H}_{gg'} =$

$\tilde{H}_{g'g}$ and are given by

$$\tilde{H}_{gg} = \langle g|\mathbf{H}|g\rangle = f_g, \quad (5)$$

$$\tilde{H}_{g,g\pm 1} = \langle g|\mathbf{H}|g \pm 1\rangle = \frac{\sqrt{2^{\mp 1}}}{3 \cdot 2^{g-1}} \sum_{k \in g} \sum_{j \in g \pm 1} \langle k|\mathbf{H}|j\rangle \\ = \begin{cases} -\sqrt{3} & \text{for } \tilde{H}_{01} = \tilde{H}_{10} \\ -\sqrt{2} & \text{else.} \end{cases} \quad (6)$$

Here, f_g is the functionality of the nodes in generation g and all other elements of $\tilde{\mathbf{H}}$ are zero. In this way the original eigenvalue problem which grows exponentially with G has been reduced to an eigenvalue problem which grows only linearly with G . The $G + 1$ eigenvalues of the new matrix $\tilde{\mathbf{H}}$ are the nondegenerate eigenvalues of the original matrix \mathbf{H} . In terms of eigenmodes, these are the modes of the full dendrimer, where, in a classical picture,³⁰ nodes belonging to the same generation move in the same direction.

Now, the transition amplitude between different generations can be written as $\langle g|\exp(-i\tilde{\mathbf{H}}t)|g_0\rangle$. It is easy to show that the transition probabilities for a line of 3 nodes obtained from the $G = 2$ dendrimer are, see Eq.(2),

$$|\langle g|\exp(-i\tilde{\mathbf{H}}t)|g_0\rangle|^2 = \sum_{k \in g} \pi_{k,1}(t). \quad (7)$$

The cumulative transition probabilities for the $G = 2$ and the $G = 3$ dendrimer to go from one generation of the dendrimer to another one when starting at $g = 0$ are shown in Fig. 3. For generations $G \geq 3$, we do not find perfect revivals of the initial probability anymore.

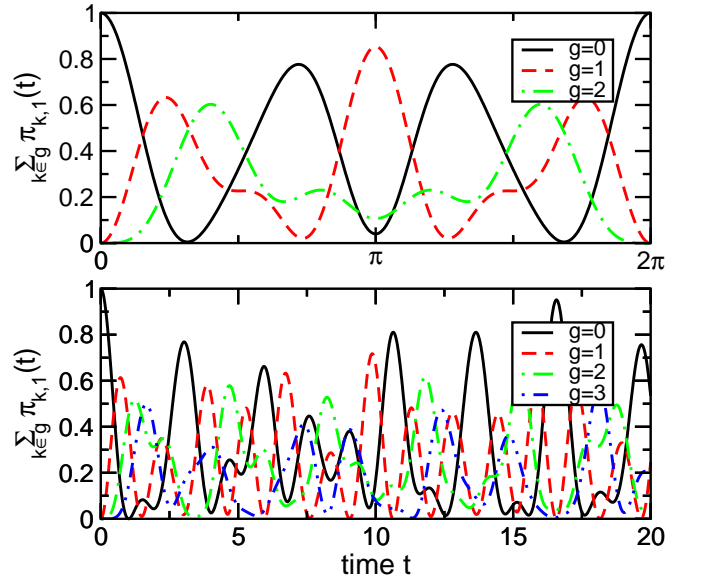


FIG. 3: (Color online). Cumulative transition probabilities that a coherent excitation starting at the central node is at time t at a node of generation g . We present the situation for dendrimers of generations (a) $G = 2$ and (b) $G = 3$. Note the complete revival at $t = 2\pi$ for the $G = 2$ dendrimer.

C. Dynamics of excitations starting off-center

If the initial excitation is placed at one of the nodes of the outermost generation $g = G$ of the dendrimer, the picture changes. Snapshots of the transition probability for a $G = 3$ graph where the excitation starts at the outermost node 22 are shown in Fig. 4. Even classically the propagation through the dendrimer gets to be much slower than in the previous case, see e.g.^{18,34,35}. Nevertheless, eventually the excitation will classically propagate through the whole graph and in the long time limit the probability will be equipartitioned among all nodes.

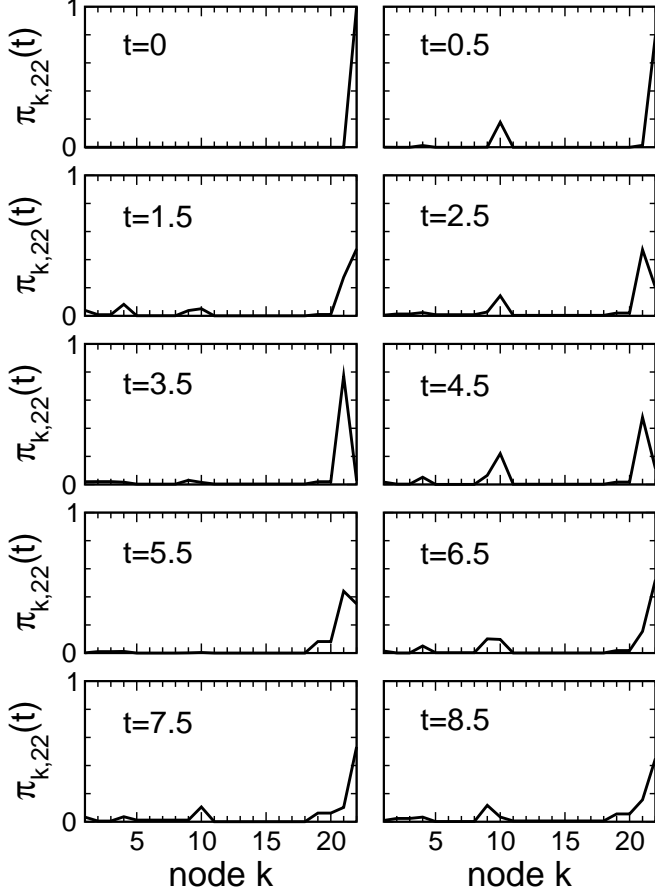


FIG. 4: Snapshots of the transition probability for a $G = 3$ dendrimer at different times t . The excitation starts at the outermost node 22.

Quantum mechanically this effect is even more dramatic. For the times shown in Fig. 4, the main fraction of $\pi_{k,j}(t)$ stays in a small region closely connected by bonds to the initial node j , and the transfer to other sites is highly unlikely. For the $G = 3$ dendrimer shown in Fig. 1, the excitation is located with very high probability on the initial node 22 and on the nodes 21 and 10. On the time scales shown in Fig. 4, the probability for nodes outside the branch (consisting of the nodes 1, 4, 9, 10, 19, 20, 21, and 22) to be excited is very low.

As we show in the following section, also at long times the limiting probability for the excitation to reach the other

branches of the dendrimer stays very low.

D. Long time limit

Quantum mechanically the temporal development is symmetric to inversion; this prevents $\pi_{k,j}(t)$ from having a definite limit for $t \rightarrow \infty$. In order to compare the classical long time probability with the quantum mechanical one, one usually uses the limiting probability (LP) distribution³⁶

$$\chi_{k,j} \equiv \lim_{T \rightarrow \infty} \frac{1}{T} \int_0^T dt \pi_{k,j}(t), \quad (8)$$

which can be rewritten by using the orthonormalized eigenstates of the Hamiltonian, $|q_n\rangle$, as²³

$$\begin{aligned} \chi_{k,j} &= \lim_{T \rightarrow \infty} \frac{1}{T} \int_0^T dt \left| \sum_n \langle k | e^{-i\mathbf{H}t} | q_n \rangle \langle q_n | j \rangle \right|^2 \\ &= \sum_{n,m} \delta_{\lambda_n, \lambda_m} \langle k | q_n \rangle \langle q_n | j \rangle \langle j | q_m \rangle \langle q_m | k \rangle. \end{aligned} \quad (9)$$

Some eigenvalues of \mathbf{H} might be degenerate, so that the sum in Eq. (9) can contain terms belonging to different eigenstates $|q_n\rangle$ and $|q_m\rangle$.

We can use the Cauchy-Schwarz inequality³⁷

$$\left| \int_0^T dt f(t)g(t) \right|^2 \leq \left(\int_0^T dt |f(t)|^2 \right) \left(\int_0^T dt |g(t)|^2 \right) \quad (10)$$

to obtain a lower bound for the LP. With $f(t) \equiv \alpha_{k,j}(t)$ and $g(t) \equiv 1$, the time integral in Eq. (8) fulfills the inequality

$$\int_0^T dt |\alpha_{k,j}(t)|^2 \geq \frac{1}{T} \left| \int_0^T dt \alpha_{k,j}(t) \right|^2. \quad (11)$$

This results in

$$\chi_{k,j} \geq \lim_{T \rightarrow \infty} \left| \frac{1}{T} \int_0^T dt \sum_n \langle k | e^{-i\lambda_n t} | q_n \rangle \langle q_n | j \rangle \right|^2. \quad (12)$$

The only term in the sum over n in Eq. (12) which survives after integration and taking the limit $T \rightarrow \infty$ is the one with $\lambda_0 = 0$. In terms of eigenmodes, the eigenstate corresponding to λ_0 is the one for which in a classical picture the dendrimer moves as a whole in one direction. The corresponding eigenvector can be written as $|q_0\rangle = 1/\sqrt{N} \sum_{j=1}^N |j\rangle$. Since the states $|j\rangle$ form a complete, orthonormalized basis set, i.e. $\langle k | j \rangle = \delta_{kj}$, we get $\langle k | q_0 \rangle = \langle q_0 | j \rangle = 1/\sqrt{N}$ and therefore, with Eq. (12),

$$\chi_{k,j} \geq |\langle k | q_0 \rangle \langle q_0 | j \rangle|^2 = \frac{1}{N^2}. \quad (13)$$

Classically, the LP is equipartitioned among all the nodes, i.e. $\lim_{t \rightarrow \infty} p_{k,j}(t) = 1/N$ for all nodes. Quantum mechanically this is not the case. However, for regular graphs

like rings and for initial conditions localized on one node, the quantum mechanical LPs are *almost* equipartitioned, i.e., there are only a few nodes whose LPs differ from the rest.²⁴ For more complex structures, the LPs display large variations, depending on the nodes, as we proceed to demonstrate.

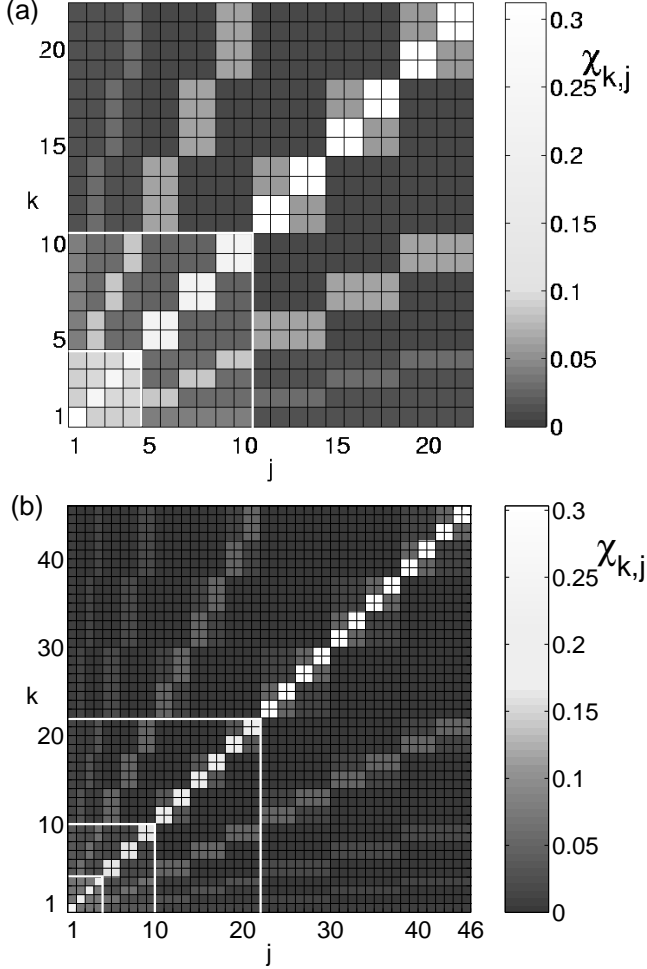


FIG. 5: Limiting probabilities for dendrimers with (a) $G = 3$ and (b) $G = 4$. The white lines indicate the limiting distributions for the dendrimers of generations smaller than G .

Figure 5 shows the LPs $\chi_{k,j}$ as a contour plot where the axes are labeled by the nodes $k = 1, \dots, N$ and $j = 1, \dots, N$. Bright shadings correspond to high values of the LP, whereas dark shadings correspond to low LPs. The diagonal has high values, meaning that excitations starting at any node j have a high LP to be at node j again. Note that all values of $\chi_{k,j}$ are clearly larger than the lower bound given in Eq. (13), which is $(1/22)^2$ for the $G = 3$ dendrimer and $(1/46)^2$ for the $G = 4$ dendrimer.

The structures of the LP distributions of dendrimers are self-similar generation after generation. The white lines in Fig. 5 are a guide to the eye, indicating this fact.

Furthermore, different nodes k and l may have the same LP, $\chi_{k,j} = \chi_{l,j}$. We hence combine all the nodes having (up to our numerical precision, 10^{-10}) the same LP into a cluster. Note, however, that the separation of the nodes into clusters

depends on the initially excited node, namely on j . For an excitation starting at the center (node 1), the clusters correspond exactly to the different generations of the dendrimer. In the general case, when starting from a non-central node, we still find from Fig. 5 that nodes belonging to the same cluster also belong to the same generation (the converse is not necessarily true).

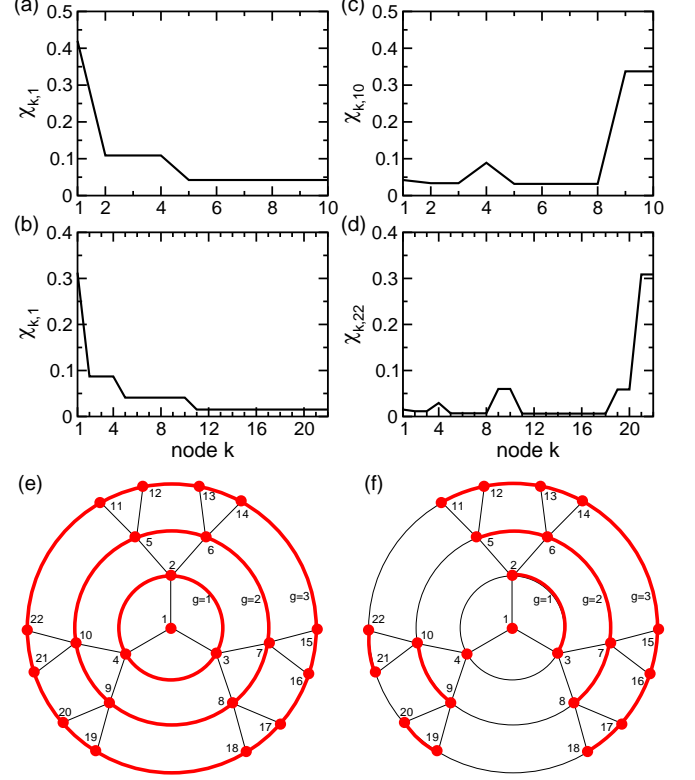


FIG. 6: (Color online). Upper two panels: Limiting probabilities for the $G = 2$ (top row) and the $G = 3$ (bottom row) dendrimer when the excitation starts from the central node 1 [(a) and (b)] and from one of the outermost nodes [(c) from node 10 and (d) from node 22]. Lower panel: Groups of nodes (clusters) having the same limiting probability $\chi_{k,j}$ for a dendrimer of generation $G = 3$. In (e) the excitation starts from node 1 and in (f) from node 22. Nodes connected by thick (red) lines belong to the same cluster.

We now focus on the two special cases of initial excitations given in the previous sections. Figure 6 presents the LP distributions for the $G = 2$ and $G = 3$ dendrimers; in both cases the excitation starts either at the central node 1 or at one of the outermost nodes (node 10 for $G = 2$ and node 22 for $G = 3$).

Having the initial excitation at the central node results in a totally symmetric LP distribution, i.e. in each generation all nodes have the same LP. In this case we can again simplify the problem by considering only the cumulative probabilities. The LP given in Eq. (9) simplifies, because the cumulative probabilities contain only nondegenerate eigenvalues, i.e.

$$\chi_{g,g'} = \sum_n |\langle g|\tilde{q}_n\rangle|^2 |\langle \tilde{q}_n|g'\rangle|^2. \quad (14)$$

Here, the $|\tilde{q}_n\rangle$ are the eigenstates of the reduced Hamiltonian

$\tilde{\mathbf{H}}$, which does not have degenerate eigenvalues. For the totally recurrent case of an excitation starting at the center of the $G = 2$ dendrimer, the LP distribution follows directly from Eq. (2) as

$$\chi_{k,1} = a_0^{(k)}. \quad (15)$$

Note that for an excitation starting at the center the number of different clusters equals $G + 1$.

For an excitation starting from one of the outermost nodes, the LPs are less regular. However, also in this case the LPs cluster. Figure 6(f) shows the situation for the $G = 3$ dendrimer when starting from node $j = 22$. Here, nodes belonging to the same cluster are connected by thick (red) lines. The cluster structure beyond the central node 1 can be understood on simple symmetry grounds. The structure on the side of the initial node, however, is more complex. Here, nodes 22 and 21 have the same LP and form one cluster. The same holds (remarkably) for nodes 9 and 10 (another cluster) and for nodes 19 and 20 (yet another cluster).

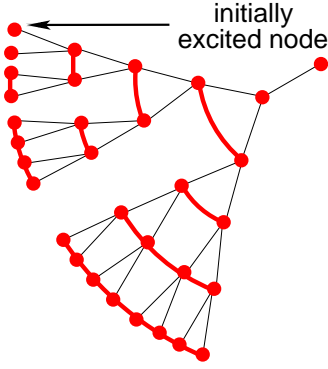


FIG. 7: (Color online). Clusters of the same limiting probability $\chi_{k,j}$ in the branch with the initial excitation for a dendrimer of generation G . Nodes connected by thick (red) lines belong to the same cluster.

For larger dendrimers, while the general cluster pattern is preserved, some details change. Figure 7 shows the situation for a dendrimer of dimension $G = 5$, for an excitation starting at a peripheral node. Again we indicate clusters by connecting nodes by thick (red) lines. A change to be noticed is that for $G \geq 5$ the initially excited node does not form anymore a cluster with its next-nearest node of the same generation. It appears as if such two nodes belong to the same cluster only when the dendrimer has $G \leq 4$. Thus the total number of clusters is $N_C \equiv (G^2 + G + 6)/2$ for $G \geq 5$ and $N_C - 1$ for $G \leq 4$. Moreover, the study of the dendrimer with $G = 6$ shows an analogous situation to our findings for $G = 5$.

E. Averaged probabilities

One interesting question to ask is, what is the probability, $\pi_{j,j}(t)$, to be at the initial site after some time t ? As shown above, for the $G = 2$ dendrimer $\pi_{k,1}(t)$ and hence $\pi_{1,1}(t)$

are periodic. However, for larger dendrimers and/or different initial conditions this does not have to be the case.

Classically, there exists a simple expression for the average probability to be still or again at the initially excited node. One has (see e.g. Ref.²⁰):

$$\bar{p}(t) \equiv \frac{1}{N} \sum_{j=1}^N p_{j,j}(t) = \frac{1}{N} \sum_{n=1}^N \exp(-\lambda_n t). \quad (16)$$

This result is quite remarkable, since it depends only on the eigenvalue spectrum of the connectivity matrix \mathbf{A} but *not* on the eigenvectors.

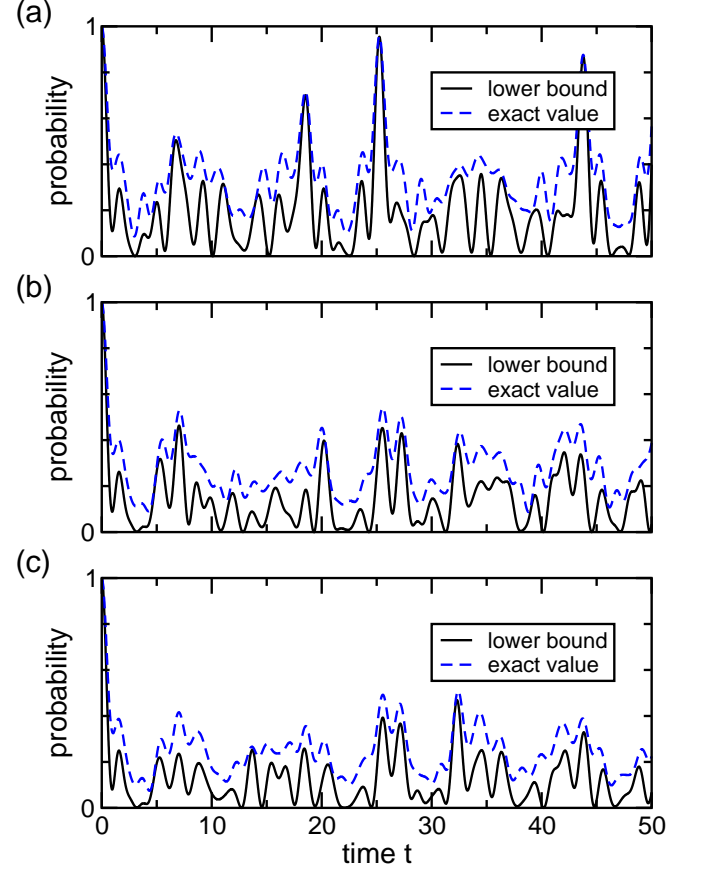


FIG. 8: (Color online). Comparison of the averaged probability to be still or again at the initial node with the lower bound given in Eq. (20) for generations (a) $G = 2$, (b) $G = 3$, and (c) $G = 4$.

Quantum mechanically, the average is given by

$$\bar{\pi}(t) \equiv \frac{1}{N} \sum_{j=1}^N \pi_{j,j}(t). \quad (17)$$

By using the Cauchy-Schwarz inequality we obtain a lower bound for $\bar{\pi}(t)$,

$$\bar{\pi}(t) = \frac{1}{N} \sum_{j=1}^N |\alpha_{j,j}|^2 \frac{1}{N} \sum_{l=1}^N 1 \geq \left| \frac{1}{N} \sum_j \alpha_{j,j} \right|^2. \quad (18)$$

With Eq. (1) we have

$$\sum_j \alpha_{j,j} = \sum_j \sum_n e^{-it\lambda_n} \langle q_n | j \rangle \langle j | q_n \rangle = \sum_n e^{-it\lambda_n}, \quad (19)$$

and therefore

$$\bar{\pi}(t) \geq \frac{1}{N^2} \sum_{n,m} \exp[-i(\lambda_n - \lambda_m)t]. \quad (20)$$

In analogy to the classical case, the lower bound in Eq. (20) depends only on the eigenvalues and *not* on the eigenvectors of \mathbf{A} . Note that for a CTQW on a simple regular network with periodic boundary conditions the lower bound in Eq. (20) becomes exact.^{38,39}

Figure 8 shows the exact value of the average probability $\bar{\pi}(t)$ as well as the lower bound given in Eq. (20) for dendrimers of three different generations. One notes immediately that the fluctuations of the lower bound are larger than the ones of the exact value. However, the qualitative agreement between the two curves is remarkable: The positions in time of the extrema of the lower bound and of the exact curve almost coincide. Especially the strong maxima of $\bar{\pi}(t)$ are well reproduced by the lower bound.

In fact, fluorescence spectroscopy experiments like, e.g., the ones of Varnavski *et al.*^{10,11} allow, in principle, to distinguish whether the transport is rather classical or rather quantum mechanical. In order to identify excitonic coherence, Lupton *et al.* compared a coupled harmonic oscillator model to photoluminescence spectra.⁴⁰ Another suggestion is the one by Heijs *et al.*, in which pump-probe and fluorescence experiments determine the efficiency of the excitation transfer,¹⁸ from which one can infer the underlying transport mechanism. We close by noting that such models are, as a rule, quite ideal-

ized, so that one must be careful in relating the models to the experimental findings.

V. CONCLUSIONS

In conclusion, we have modelled the coherent exciton transport by continuous-time quantum walks. The transport is exclusively determined by the topology of the dendrimer, i.e. by its connectivity matrix. For the $G = 2$ dendrimer the transport is completely recurrent when the central node is initially excited. In this case the quantum mechanical transition probabilities are fully periodic. For larger dendrimers and/or different initial conditions we observe only partial recurrences.

To compare these results to those of the classical (incoherent) case, we calculated the long time average of the transition probabilities. Depending on the initial conditions, these show characteristic patterns. Furthermore, the limiting probability distributions can be characterized by clusters of nodes having the same limiting probabilities.

Furthermore, we calculated a lower bound for the average probability to be still or again at the initial node after some time t . This lower bound depends only on the eigenvalues of \mathbf{A} and agrees qualitatively well with the exact value; especially the maxima of $\bar{\pi}(t)$ are well reproduced by the lower bound.

Acknowledgments

This work was supported by a grant from the Ministry of Science, Research and the Arts of Baden-Württemberg (Grant No. AZ: 24-7532.23-11-11/1). Further support from the Deutsche Forschungsgemeinschaft (DFG) and the Fonds der Chemischen Industrie is gratefully acknowledged.

¹ F. Vögtle, ed., *Dendrimers* (Springer, Berlin, 1998).

² J. Lumin. **111**, Issue 4 (2005).

³ S. Mukamel, Nature **388**, 425 (1997).

⁴ D.-J. Jiang and T. Aida, Nature **388**, 454 (1997).

⁵ A. Bar-Haim and J. Klafter, J. Lumin. **76&77**, 197 (1998).

⁶ O. Flomenbom, R. J. Amir, D. Shabat, and J. Klafter, J. Lumin. **111**, 315 (2005).

⁷ R. Kopelman, M. Shortreed, Z.-Y. Shi, W. Tan, Z. Xu, J. S. Moore, A. Bar-Haim, and J. Klafter, Phys. Rev. Lett. **78**, 1239 (1997).

⁸ M. R. Shortreed, S. F. Swallen, Z.-Y. Shi, W. Tan, Z. Xu, C. Devadoss, J. S. Moore, and R. Kopelman, J. Phys. Chem. B **101**, 6318 (1997).

⁹ J. M. Lupton, R. Beavington, P. L. Burn, I. D. W. Samuel, and H. Bässler, Synth. Met. **121**, 1703 (2001).

¹⁰ O. Varnavski, I. D. W. Samuel, L.-O. Pålsson, R. Beavington, P. L. Burn, and T. G. III, J. Chem. Phys. **116**, 8893 (2002).

¹¹ O. P. Varnavski, J. C. Ostrowski, L. Sukhomlinova, R. J. Twieg, G. C. Bazan, and T. G. III, J. Am. Chem. Soc. **124**, 1736 (2002).

¹² P. Bharathi, U. Patel, T. Kawaguchi, D. J. Pesak, and J. S. Moore, Macromolecules **28**, 5955 (1995).

¹³ E. Y. Poliakov, V. Chernyak, S. Tretiak, and S. Mukamel, J. Chem. Phys. **110**, 8161 (1999).

¹⁴ V. M. Kenkre and P. Reineker, *Exciton Dynamics in Molecular*

Crystals and Aggregates (Springer, Berlin, 1982).

¹⁵ B. W. Shore, *The Theory of Coherent Atomic Excitation* (Wiley, New York, 1990).

¹⁶ A. S. Davydov, *Theory of Molecular Excitons* (McGraw-Hill, New York, 1962).

¹⁷ H. Haken, *Quantum Field Theory of Solids* (North-Holland, Amsterdam, 1976).

¹⁸ D.-J. Heijs, V. A. Malyshev, and J. Knoester, J. Chem. Phys. **121**, 4884 (2004).

¹⁹ S. M. Vlaming, D. J. Heijs, and J. Knoester, J. Lumin. **111**, 349 (2005).

²⁰ A. Blumen, A. Volta, A. Jurjiu, and T. Koslowski, J. Lumin. **111**, 327 (2005).

²¹ O. Mülken and A. Blumen, Phys. Rev. E **71**, 016101 (2005).

²² O. Mülken and A. Blumen, Phys. Rev. E **71**, 036128 (2005).

²³ O. Mülken, A. Volta, and A. Blumen, Phys. Rev. A **72**, 042334 (2005).

²⁴ O. Mülken and A. Blumen, Phys. Rev. A (2006), in press.

²⁵ D. A. McQuarrie, *Quantum Chemistry* (Oxford University Press, Oxford, 1983).

²⁶ G. H. Weiss, *Aspects and Applications of the Random Walk* (North-Holland, Amsterdam, 1994).

²⁷ N. van Kampen, *Stochastic Processes in Physics and Chemistry*

- (North-Holland, Amsterdam, 1990).
- ²⁸ E. Farhi and S. Gutmann, Phys. Rev. A **58**, 915 (1998).
 - ²⁹ A. M. Childs, E. Farhi, and S. Gutmann, Quantum Information Processing **1**, 35 (2002).
 - ³⁰ C. Cai and Z. Y. Chen, Macromolecules **30**, 5104 (1997).
 - ³¹ W. Kinzel, Phys. Bl. **51**, 1190 (1995).
 - ³² F. Grossmann, J.-M. Rost, and W. P. Schleich, J. Phys. A **30**, L277 (1997).
 - ³³ R. Iwanow, D. A. May-Arrijo, D. N. Christodoulides, G. I. Stegeman, Y. Min, and W. Sohler, Phys. Rev. Lett. **95**, 053902 (2005).
 - ³⁴ A. Bar-Haim, J. Klafter, and R. Kopelman, J. Am. Chem. Soc. **119**, 6197 (1997).
 - ³⁵ D. Rana and G. Gangopadhyay, J. Chem. Phys. **118**, 434 (2003).
 - ³⁶ D. Aharonov, A. Ambainis, J. Kempe, and U. Vazirani, in *Proceedings of ACM Symposium on Theory of Computation (STOC'01)* (ACM Press, New York, 2001), p. 50.
 - ³⁷ M. Abramowitz and I. A. Stegun, eds., *Handbook of Mathematical Functions* (Dover, New York, 1972).
 - ³⁸ A. Blumen, V. Bierbaum, and O. Mülken, Physica A (2006), submitted.
 - ³⁹ A. Volta, O. Mülken, and A. Blumen (2006), in preparation.
 - ⁴⁰ J. M. Lupton, I. D. W. Samuel, P. L. Burn, and S. Mukamel, J. Phys. Chem. B **106**, 7647 (2002).