

Intermittent quakes and record dynamics in the thermoremanent magnetization of a spin-glass

Paolo Sibani,^{1,*} G. F. Rodriguez,² and G. G. Kenning^{3,†}

¹*Fysisk Institut, SDU, DK5230 Odense M, Denmark*

²*Center for Magnetic Recording Research University of California, San Diego, CA, 92093[‡]*

³*Department of Physics, Indiana University of Pennsylvania
Indiana, Pennsylvania 15705-1098*

(Dated: December 2, 2024)

A novel method for analyzing the intermittent behavior of linear response data in aging systems is presented and applied to spin-glass thermoremanent magnetization (TRM) (Rodriguez et al. Phys. Rev. Lett. 91, 037203, 2003). The probability density function (PDF) of magnetic fluctuations is shown to have an asymmetric exponential tail, demonstrating that the demagnetization process is carried by intermittent, significant, spin rearrangements or *quakes*. These quakes are most pronounced shortly after the field removal, $t/t_w \approx 1$ and in the non-equilibrium aging regime $t/t_w \gg 1$. For a broad temperature range, we study the dependence of the TRM decay rate on t , the time since the initial quench and on t_w , the time at which the magnetic field is cut. The t and t_w dependence of the rate is extracted numerically from the data and described analytically using the assumption that the linear response is subordinated to the intermittent process which spasmodically release the initial imbalances created by the quench.

PACS numbers: 65.60.+a, 05.40.-a, 75.10.Nr

INTRODUCTION:

Many glassy materials unable to re-equilibrate after a temperature quench undergo *aging*, a dynamical process whose significant properties are largely system independent. In spin-glasses, a class of disordered magnetic materials, a thoroughly investigated aging quantity is the thermoremanent magnetization (TRM) [1]. In a TRM experiment a sample is aged isothermally, after a quench at $t = 0$ in a small constant magnetic field. At $t = t_w$ the latter is turned off and the measurements begin. For $t > t_w$ the bulk of the TRM decay depends on the scaling variable $(t - t_w)/t_w^\mu$, where μ is close to unity [1]. As recently recognized [2, 3], μ strongly depends on the rate of thermal quenching, and approaches a so-called full aging limit, $\mu = 1$, as the cooling rate increases. The resulting t/t_w dependence implies the presence of a persistent memory of the initial quench and of the field switch. Memory behavior, in its many fascinating facets [4, 5], could be rooted in a multi-scale, hierarchical nature of the energy landscape of amorphous systems [6, 7, 8, 9, 10].

These issues can be further elucidated by analyzing the fluctuations statistics in meso-scaled systems [11, 12, 13, 14]. The basic observation is that the Probability Density Function (PDF) of an aging quantity typically consists of a Gaussian part and an exponential tail. The Gaussian covers reversible fluctuations with *zero* average, and the tail describes intermittent events, which carry the drift of the aging process. The intermittent events are more clearly visible during the non-equilibrium aging regime $t \gg t_w$ where the Fluctuation Dissipation theorem is clearly violated [12, 13], and furthermore, as shown in the sequel, in a short time interval immediately following

field removal.

Heat transfer is a direct probe of thermally activated dynamics, and is easily available in numerical simulation. In two different aging systems, the Edwards-Anderson spin-glass model [5, 15] and a model with p-spin interactions [16], Gaussian and intermittent events are clearly identifiable. The time and age dependence of their statistics can be explained using the idea that the intermittent events, or *quakes* are triggered by extremal, e.g. record sized, noise fluctuations [17, 18]. The same ‘record dynamics’ approach has also been applied to the configuration autocorrelation function [19] and to dynamical properties of other complex systems [20, 21].

Arguably, quakes influence aging quantities other than the energy, including e.g. the all important linear response functions. Unlike the energy, the latter involve the turning on, or off, of an external perturbation, a process which needs additional theoretical consideration. In *equilibrium* situations, it is well known that a small field only probes the spontaneous fluctuation. Tentatively, a similar idea can be formulated for intermittency as a *subordination* hypothesis: significant configuration changes, whether field induced, as in TRM, or not, as in the spontaneous magnetization decorrelation, only occur following the quakes. These, in turn, release the strain created by the initial quench. A subordination approach was successfully applied to the autocorrelation function in the Edwards-Anderson spin-glass [19] and is presently applied to the TRM decay. At a price—short time effects of equilibrium like-fluctuations are neglected—it leads to a considerable mathematical simplification, namely that the statistical properties of e.g. the response flow from those of the quakes.

The structure of this paper is as follows: we first describe the method of data analysis, we then show the intermittent nature of the decay and describe the age and time dependence of its rate. In the last Section, we discuss relevant theoretical ideas and conclude with a short summary.

Finally, a purely notational issue deserves some attention: the variable ‘ t ’ denotes the time elapsed since the initial quench and ‘ t_w ’ the specific t value at which the external field is switched off. A slightly different convention, which is dominant in the experimental literature, see e.g. Refs. [3, 22, 23], uses ‘ t ’ for the time elapsed after field removal, a quantity presently denoted by ‘ $t_{obs} = t - t_w$ ’. Our choice emphasizes the initial quench as the common origo of t and t_w , and slightly simplifies the notation, e.g. our scaling functions have a t/t_w rather than a $1 + t/t_w$ argument.

METHODS OF DATA ANALYSIS

The TRM data analyzed are described in ref. [3]: a $\text{Cu}_{0.94}\text{Mn}_{0.06}$ sample, with critical temperature $T_g = 31.5\text{K}$, is rapidly cooled, with an effective cooling time of 19s. It is then aged isothermally at temperature T in a weak magnetic field ($H = 20\text{G}$), with the latter removed at $t = t_w$. The TRM signal $M(t)$ is measured for $t > t_w$ and for different values of t_w and T : $t_w = 50, 100, 300, 630, 3600, 6310$ and 10000s and $T = 0.4, 0.6, 0.83, 0.9$ and $0.95 T_g$. The observation time $t_{obs} = t - t_w$ ranges from appr. 6000s to appr. 30000s and the ratio t/t_w correspondingly varies from 1 to 100. Measurements are recorded every 1.045s for $t_w < 6310\text{s}$ and every 2.04s for $t_w \geq 6310\text{s}$. All data are given as dimensionless ratios of the TRM to the field cooled magnetization M_{FC} .

We consider TRM changes $\delta M(i) = M(t_i + \delta t) - M(t_i)$ with $t_i = t_{i-1} + \delta t$, and with $\delta t \ll t$ chosen as a small multiplicity of the measurement repeat time. The aim of the analysis is twofold: estimating the PDF of the magnetization fluctuations in different situations in order to show the presence of intermittency, and estimating the time and age dependence of the average rate r_{TRM} (henceforth simply ‘rate’) of magnetization decay, in order to compare with a theoretical analytical approximation.

The PDF are estimated by binning and counting the $\delta M(i)$ values sampled over suitable time intervals. An estimate of r_{TRM} is not as easily obtained: Gaussian fluctuations dominate over small time intervals, and must be averaged out in order to uncover the drift part of the dynamics. Mainly, averaging is done over subintervals of the observation time. Additionally, we perform for $T = 0.83T_g$ an average over an ensemble consisting of data with the same t/t_w value. From this ensemble we also construct the PDF of the magnetic fluctuations over

a short time interval near t_w .

For time averaging, we consider a set of intervals $I_t = [(8/9)t, (10/9)t]$ with midpoints t equidistantly spaced on a logarithmic scale. The interval widths, $0.22t$, are chosen as a compromise between the conflicting requirements of small statistical error and good temporal resolution. Using the values available in each I_t , the average $\mu_{\delta M}(t, t_w, \delta t)$ and the variance $\sigma_{\delta M}^2(t, t_w, \delta t)$ of the magnetization change δM are estimated at time t by standard procedures. By varying δt , we ascertain that $\mu_{\delta M}$ is proportional to δt . The corresponding proportionality constant is identical with $r_{TRM}(t, t_w)$ and is estimated by linear regression. The t and t_w dependence of r_{TRM} is fitted to an expression predicted by record dynamics, and, as a final step, integrated with respect to t . This provides an analytical expression for the TRM decay, which is compared with the original data. The outcome of the procedure is displayed in the first five panels of Fig. 2.

For ensemble averaging, we note that the t/t_w dependence of the TRM (full aging), which is established in the literature [3] and confirmed by the present analysis, implies that δM values corresponding to a given ratio t/t_w are physically equivalent. It is hence meaningful to collect them from data streams taken at different t_w , obtaining an ensemble of δM values with the same t/t_w ratio. This procedure is carried out for $T = 0.83T_g$ data. From the ensemble, we construct the (unnormalized) PDF of the data with $t/t_w = 1.13$ and estimate $r_{TRM}(t, t_w)$ as the ensemble average of $\delta M/\delta t$. The results are shown in the last panel of Fig. 2.

RESULTS

In Fig. 1, panels (a) and (b) the PDF of the magnetization differences $\delta M(i)$, with $\delta t = 1.045\text{s}$ and $\delta t = 5 \times 1.045\text{s}$ respectively are shown on a logarithmic scale. The data are collected over intervals $I_a = [2000\text{s}, 2666\text{s}]$ and $I_b = [1000\text{s}, 4000\text{s}]$. The observation times 666s and 3000s are in the first case much shorter and in the second much longer than age at which the observation commences. The PDF is nearly Gaussian in panel (a) and has a pronounced exponential tail in panel (b), confirming that intermittency characterizes the non-equilibrium aging regime $t \gg t_w$ [12, 13]. The central part of the PDF is fitted (full lines) to a Gaussian with zero average, using positive δM values only. Even in the non-equilibrium regime, reversible Gaussian fluctuations remain visible for positive δM ’s. In the inserts $\mu_{\delta M}$ (squares) and $\sigma_{\delta M}^2$ (diamonds) are plotted versus δt . As $\mu_{\delta M}$ and δt are proportional, the rate of magnetization decay is estimated as $r_{TRM} = \mu_{\delta M}/\delta t$. We note that, as shown in the last panel of Fig. 2, a strong intermittent component of the PDF appears not only for $t \gg t_w$ but also in a small region $t \approx t_w$, i.e. immediately after the field removal.

In Fig 2 panels 1-5 show the dependence of the rate

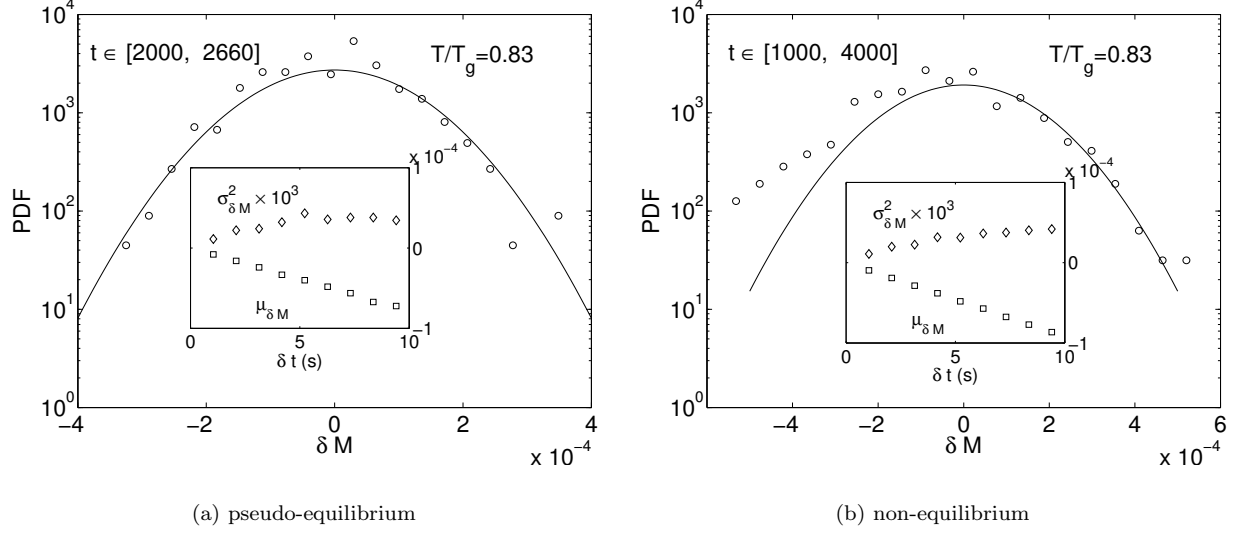


FIG. 1: The circles show the PDF of the magnetization change δM for isothermal aging at $T = 0.83T_g$. The magnetic field is cut at $t_w = 100$ s. In (a), the age interval $[2000, 2266]$ is sampled at equidistant intervals of duration $\delta t = 1.045$ s, while in (b) the age interval is $[1000, 3000]$ and $\delta t = 5 \times 1.045$ s. The full lines are obtained by fitting the *positive* values of δM to a Gaussian with zero average. In the inserts, the δM 's average and variance, the latter scaled by a factor 1000, are plotted versus δt .

of magnetization on t and t_w for the five indicated temperatures. Error bars for r_{TRM} are obtained by standard methods and data points with (1σ) uncertainty larger than 10% are excluded. The average quantity $r_{TRM} \cdot t - a$ is plotted versus the scaled variable t/t_w . The plots approach zero, suggesting the limiting behavior $r_{TRM} = a/t$ for $t/t_w \rightarrow \infty$. For $t/t_w > 10$ the term a/t is the main contribution to r_{TRM} . The full line depicts the function

$$y = b_1 \left(\frac{t}{t_w} \right)^{\lambda_1} + b_2 \left(\frac{t}{t_w} \right)^{\lambda_2}, \quad (1)$$

which offers a good analytical parameterization of $r_{TRM} \cdot t - a$. All parameters are found by a least square error fit. A theoretical justification of the form chosen is given in the next Section. We note that λ_2 and b_2 only contribute to the shape of the curve very near $t = t_w$, and recall that the only relevant parameter in the limit $t \gg t_w$ appears to be a .

The inserts compare the TRM decay measured for $t_w = 100$ s (red line), with the same quantity (blue circles) obtained by integrating the fitted decay rate. The abscissa $t/t_w - 1$ is the ratio of the observation time to the field removal age. The excellent agreement highlights the quality of the fit.

The last panel of Fig. 2 shows a property not previously noticed in analysis of intermittent data, namely the presence of a strong intermittency for $t \approx t_w$. The (unnormalized) PDF of $t\delta M/\delta t - a$ is collected for an ensemble of points with $t/t_w = 1.13$ and features a Gaussian component and a strong intermittent component. The fits

(full lines) are a Gaussian with zero average, obtained from the positive data, and an exponential obtained from the negative data. Summarizing, the fast magnetization decay occurring immediately after field removal appears to be an intermittent process itself. Finally, as a consistency check, we estimate $tr_{TRM} - a$ as a function of t/t_w by averaging the data shown in the PDF. This quantity is shown in the insert as dots. The full line, which is taken from the third panel of Fig. 2, is a fit of the same physical quantity, obtained, however, via time averages. The good agreement between time and t/t_w ensemble averages (except at very small values of t/t_w) confirms the validity of the time averaging procedure used to evaluate r_{TRM} .

The values of a and of the two exponents λ_1 and λ_2 entering Eq. 1. are plotted versus T in Fig. 3. It is remarkable that the value $a = -0.01$ works for all temperatures except $T = 0.95T_g$, i.e. very close to the critical temperature. This behavior has a rather simple interpretation: for t/t_w sufficiently large, each quake contributes, on average, the same amount to the TRM decay, and a is proportional to the logarithmic rate of quakes, α , which is T independent according to the theory. Finally, the two exponents λ_1 and λ_2 , as well as the corresponding pre-factors b_1 and b_2 (not shown) have smooth temperature dependences, which are weak except near T_g .

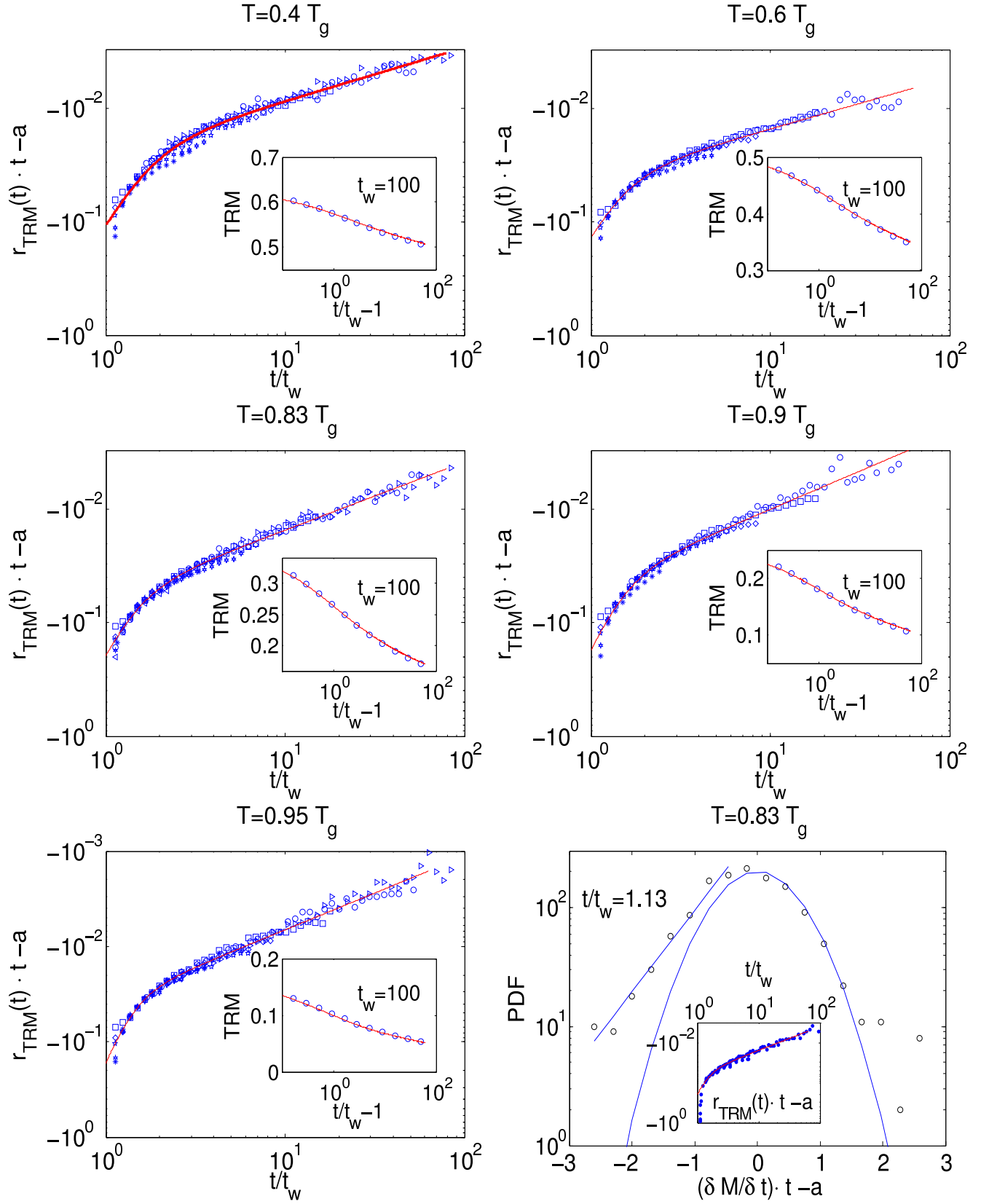


FIG. 2: Panels 1-5: the main plots show the estimated values of $r_{\text{TRM}} \cdot t - a$ versus t/t_w , for $t_w = 50$ (right pointing triangles, unavailable for $T = 0.6 T_g$ and $T = 0.9 T_g$), 100 (circles), 300 (squares), 630 (diamonds), 1000 (pentagrams), 3600 (hexagrams), 6310 (asterisks) and (10000) (left pointing triangles). The corresponding fits according to Eq. 1 are shown as lines. The inserts compare the TRM decay measured at $t_w = 100$ s (red line), with the theoretical estimates (blue circles) obtained by integrating fitted decay rate. The abscissa $t/t_w - 1$ is the ratio of the observation time to the field removal age. The plot in the lower-right corner shows (circles) the unnormalized PDF of the quantity $\delta M / \delta t - a$, where δM is collected from all $T/T_g = 0.83$ data streams in the region $t/t_w = 1.13$ within the time interval $[t, 1.25t]$ and where δt is the repeat time of the corresponding measurement. The full lines are fits to a Gaussian distribution, and to an exponential. In the insert, the dots depict the t/t_w of the average $r_{\text{TRM}} \cdot t - a$ of the PDF, with r_{TRM} estimated by averaging $\delta M / \delta t$ over the ensemble of data points described by the PDF. The full line, which is lifted from the third plot, is obtained by a time average.

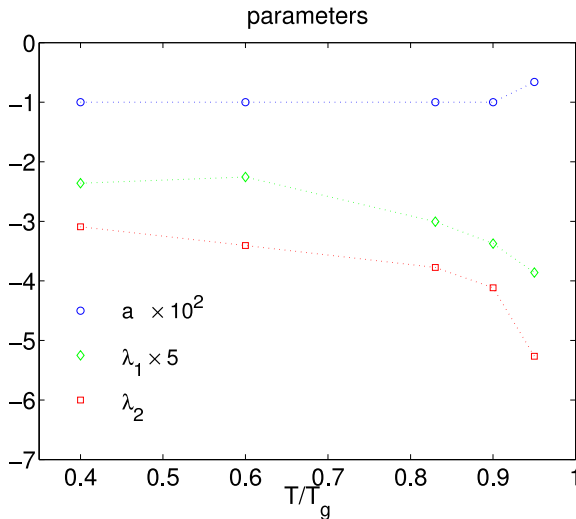


FIG. 3: The parameter a and the two exponents λ_1 and λ_2 are plotted vs. temperature. The lines are guides to the eye.

THEORY

In a record dynamics scenario [17, 18], intermittent events, or *quakes*, reflect significant configurational changes which (i) lead from one metastable configuration to another, (ii) are irreversible and (iii) are triggered by extremal fluctuations, i.e. for thermal activated dynamics, fluctuations over record-sized energy barriers. We presently assume that quakes are statistically independent events, and that all measurable effects are subordinated [19] to their occurrence. The time and age dependence of any aging quantity is then co-determined by how many quakes occur between t_w and t and the physical changes each quake entails. The number n_I is a stochastic variable with a Poisson distribution [17, 18] and average

$$\langle n_I(t_w, t) \rangle = \alpha \log(t/t_w). \quad (2)$$

The parameter α is linearly dependent on the system size [19], as it describes the presence of an extensive number of thermalized domains which contribute in parallel to the quakes. It is independent of the temperature [15], due to the implied self-similarity of the energy landscape of each thermalized domain [16]. While the above properties are generic [17] the physical effects of the quakes need not be. As we shall see, even without knowledge of these effects, subordination can significantly restrict the possible form of the age and time dependencies [19]. of any physical quantity of interest.

Subordination means that any dependence is mediated by n_I , whence e.g. the TRM magnetization becomes an (unknown) stochastic process with n_I as an effective ‘time’ variable. In principle, desired properties of the TRM can be found for fixed n_I , and the true age and time dependencies can be re-introduced at the end, by

averaging over n_I according to the Poisson distribution specified by Eq. 2.

As quakes are seldom events we assume that they are independent, whence M evolves with n_I as a Markov process. Finally, we invoke a generic property of Markov processes [24], namely that the average $\langle M(n_I) \rangle$ admits an eigenvalue expansions. Since n_I has a logarithmic time dependence and hence a restricted observable range, most terms in the expansion will effectively remain constant, and only a few will contribute to the decay. Hence, we tentatively write $\langle M(n_I) \rangle = c + c_0 \exp(a_0 n_I) + c_1 \exp(a_1 n_I) + c_2 \exp(a_2 n_I) + \dots$ where a_i are negative eigenvalues, all of order one or smaller. Without loss of generality, we can assume that for realistic values of n_I , $a_0 n_I$ remains sufficiently small to justify a linear expansion of the first exponential, leading to

$$\langle M(n_I) \rangle = c' + c_0 a_0 n_I + c_1 \exp(a_1 n_I) + c_2 \exp(a_2 n_I) + \dots \quad (3)$$

Averaging over n_I yields

$$M(t, t_w) = c' + c_0 a_0 \alpha \ln(t/t_w) + c_1 (t/t_w)^{\lambda_1} + c_2 (t/t_w)^{\lambda_2} + \dots \quad (4)$$

where $\lambda_i = -\alpha(1 - e^{a_i}) < 0$, $i = 1, 2$. Differentiating with respect to t we finally obtain

$$r_{TRM}(t) = \frac{1}{t} (c_0 a_0 \alpha + c_1 \lambda_1 (t/t_w)^{\lambda_1} + c_2 \lambda_2 (t/t_w)^{\lambda_2}), \quad (5)$$

the same form as Eq. 1, with $a = c_0 a_0 \alpha$, $b_1 = c_1 \lambda_1$ and $b_2 = c_2 \lambda_2$. The weak T dependence of both exponents and pre-factors should be expected as quakes are, mainly, exothermal [19]. The near T independence of a implies, banning unlikely cancellations, that α is temperature independent, as required by the theory.

All physical observables are simply related in the linear response regime [25]. E.g. the ‘relaxation rate’, which is defined as $S(t) = -\delta M_{TRM} / \partial \log(t - t_w)$, can be cast in the form $S(t_{obs}) = -t_{obs} r_{TRM}(t_{obs} + t_w)$, where $t_{obs} = t - t_w$. Inserting Eq. 5 for r_{TRM} and plotting the outcome versus $\log_{10} t_{obs}$ reproduces the well known shape of $S(t)$: a broad maximum is present at $t_{obs} = t_w$, and a flat asymptotic value, equal to a , is reached for $t_{obs} \gg t_w$. The asymptotically logarithmic TRM decay and, equivalently, the constant value of S are widespread in complex systems. To name a few cases, they are seen in switchable mirrors [26] after illumination, in the field-cooled magnetization of spin glasses [27], in the energy decay of the EA spin glass [15] and in the magnetic creep of the ROM model [28] of type II superconductors [21].

SUMMARY AND CONCLUSIONS

Using the spin-glass thermoremanent magnetization decay and a general method of analysis, we have extracted previously unnoticed intermittent properties of

the TRM decay and interpreted them theoretically using record dynamics. In combination with a previous investigation of the configuration autocorrelation function of the Edwards-Anderson spin-glass [19], the present investigation suggests that conjugate autocorrelation and response function may inherit significant statistical properties from the quakes, which could produce Fluctuation Dissipation-like relations [29] between the two in an out-of-equilibrium situation.

The theoretical approach presented is only valid for time scales much shorter than the final equilibration time, fortunately not a serious limitation in glassy dynamics. It melds real space properties, the independent thermalized domains where quakes are initiated, with a hierarchical organization [6, 7, 8] of the configuration space or energy landscape associate to each domain. In this respects, it has a pronounced kinship with ‘non-thermal’ ideas, which relate memory effects in driven dissipative systems to the marginal stability of the attractors selected by the dynamics [18, 30, 31].

The complex interplay between external noise and drift in glassy dynamics is a pivotal issue of statistical physics, with many aspects only partially understood. One recent finding is that the TRM signal loses its t_w dependence in the extreme limit $t_w \gg t$ [32]. As proposed in that paper, the ‘post-aging’ decay is intrinsically related to the same mechanisms producing the usual aging effects, and is related to the memory of the initial state set up by the cooling procedure. We expect that experimental investigations of intermittency in mesoscopic-scaled systems will further elucidate this and other memory effects in complex systems.

Support from the Danish Natural Sciences Research Council is gratefully acknowledged.

* paolo.sibani@fys.sdu.dk

† gregory.kenning@iup.edu

‡ gfrodri@gmail.com

- [1] M. Alba, M. Ocio, and J. Hammann, Europhys. Lett. **2**, 45 (1986).
- [2] V.S. Zotev, G.F. Rodriguez, G.G. Kenning, R. Orbach, E. Vincent and J. Hammann, Phys. Rev. B **67**, 184422 (2003).
- [3] G. F. Rodriguez, G. G. Kenning, and R. Orbach, Phys. Rev. Lett. **91**, 037203 (2003).
- [4] K. Jonason, E. Vincent, J. Hamman, J. P. Bouchaud, and P. Nordblad, Phys. Rev. Lett. **81**, 3243 (1998).
- [5] P. Sibani and H. J. Jensen, JSTAT p. P10013 (2004).
- [6] V. S. Dotsenko, J. Phys. C **18**, 6023 (1985).
- [7] P. Sibani and K. H. Hoffmann, Phys. Rev. Lett. **63**, 2853 (1989).
- [8] Y. G. Joh and R. Orbach, Phys. Rev. Lett. **77**, 4648 (1996).
- [9] S. S. K.H. Hoffmann and P. Sibani, Europhys. Lett. **38**, 613 (1997).
- [10] J. H. Jean-Philippe Bouchaud, Vincent Dupuis and E. Vincent, Phys. Rev. B **65**, 024439 (2001).
- [11] H. Bissig, S. Romer, Luca Cipelletti Veronique Trappe and Peter Schurtenberger, PhysChemComm **6**, 21 (2003).
- [12] L. Buisson, L. Bellon and S. Ciliberto, J. Phys. Cond. Mat. **15**, S1163 (2003).
- [13] L. Buisson, M. Ciccotti, L. Bellon and S. Ciliberto, in *Fluctuations and noise in materials*, edited by M. W. D. Popovic and Z. Racz (2004), pp. 150–163.
- [14] L. Cipelletti and L. Ramos, Journal of Physics: Condensed Matter **17**, R253 (2005).
- [15] P. Sibani and H. J. Jensen, Europhys. Lett. **69**, 563 (2005).
- [16] Paolo Sibani, Physical Review E **in press** (2006).
- [17] P. Sibani and J. Dall, Europhys. Lett. **64**, 8 (2003).
- [18] P. Sibani and P. B. Littlewood, Phys. Rev. Lett. **71**, 1482 (1993).
- [19] P. Sibani, Europhys. Lett. **73**, 69 (2006).
- [20] Paul Anderson, Henrik Jeldtoft Jensen, L.P. Oliveira and Paolo Sibani, Complexity **10**, 49 (2004).
- [21] L.P. Oliveira, Henrik Jeldtoft Jensen, Mario Nicodemi and Paolo Sibani, Phys. Rev. B **71**, 104526 (2005).
- [22] Eric Vincent, Jacques Hammann, Miguel Ocio, Jean-Philippe Bouchaud, and Leticia F. Cugliandolo, SPEC-SACLAY-96/048 (1996).
- [23] L. Struik, *Physical aging in amorphous polymers and other materials* (Elsevier Science Ltd, New York, 1978).
- [24] N. G. V. Kampen, *Stochastic Processes in Physics and Chemistry* (North Holland, 1992).
- [25] P. Nordblad, P. Svedlinth, L. Lundgren, and L. Sandlund, Phys. Rev. B **33**, 645 (1986).
- [26] M. Lee P. Oikonomou, P. Segalova, T. F. Rosenbaum, A. F. Th. Hoekstra and P. B. Littlewood, J.Phys.:Condens. Matter **17**, L439 (2005).
- [27] R. Mathieu, P. Jönsson, D.N.H. Nam and P. Nordblad, Phys. Rev. B **63**, 092401 (2001).
- [28] M. Nicodemi and H. J. Jensen, J. Phys A **34**, 8425 (2001).
- [29] Leticia F. Cugliandolo, Jorge Kurchan and Luca Peliti, Phys. Rev. E **55**, 3898 (1997).
- [30] S. Coppersmith and P. Littlewood, Phys. Rev. B **36**, 311 (1987).
- [31] C. Tang, K. Wiesenfeld, P. Bak, S. Coppersmith, and P. Littlewood, Phys. Rev. Lett. **58**, 1161 (1987).
- [32] G.G. Kenning, G.F. Rodriguez and R. Orbach, Phys. Rev. Lett. **97**, 057201 (2006).