

Ground State of $\nu = 1$ Bilayer Quantum Hall Systems

Naokazu SHIBATA and Daijiro YOSHIOKA¹

Department of Physics, Tohoku University, Aoba, Aoba-ku, Sendai 980-8578

¹*Department of Basic Science, University of Tokyo, Komaba 3-8-1 Meguro-ku, Tokyo 153-8902*

(Received January 27, 2006)

The ground state wave function and the energy gap are calculated for various layer separation d and number of electrons up to 24 by the density matrix renormalization group (DMRG) method. Two-particle distribution function and excitonic correlation function are calculated from the ground state wave function, and the evolution of the ground state with increasing d is analyzed. The results indicate that the transition is continuous. A smooth crossover of the ground state is found at around $d/l \simeq 1.6$ from the excitonic character at small d/l to independent Fermi-liquid character at large d/l , where l is the magnetic length.

KEYWORDS: bilayer, excitonic state, quantum Hall system, ground state, phase diagram, two dimension, density matrix, renormalization group

Two-dimensional electron systems under high magnetic field have many interesting features. This is typically shown in the ground state phase diagram¹⁾ of mono-layer quantum Hall systems: incompressible liquids,²⁾ compressible liquids,^{3,4)} CDW states⁵⁾ called stripes, bubbles and Wigner crystal are realized only by applying uniform magnetic field.

In bilayer quantum Hall systems, much more interesting properties are expected owing to additional degrees of freedom of layers.⁶⁾ Excitonic phase, namely Haplerin's $\Psi_{1,1,1}$ state, is one of the ground state realized in bilayer quantum Hall systems at total filling $\nu = 1$ at small layer separation d , where electrons and holes in different layers are bound with each other due to strong interlayer Coulomb interaction.^{7,8)} This excitonic state has recently attracted attention because a dramatic enhancement of zero bias tunneling conductance between the two layers,⁹⁾ and the vanishing of the Hall counterflow resistance are observed.^{10,11)}

As the layer separation is increased, the excitonic phase vanishes, and at large enough separation, composite-fermion Fermi-liquid state is realized in each layer. Several scenarios have been proposed for the transition of the ground state as the layer separation increases,^{12,13,14,15,16,17,18)} but how the excitonic state develops into independent Fermi-liquid state has not been fully understood. In this paper we investigate the ground state of $\nu = 1$ bilayer quantum Hall systems by using the density matrix renormalization group (DMRG) method.¹⁹⁾ We calculate energy gap, two-particle distribution function $g(r)$ and excitonic correlation function for various values of layer separation d , and show the evolution of the ground state with increasing d . The results indicate that the transition of the ground state from $d = 0$ to ∞ is continuous. There is a smooth crossover of the ground state at around $d/l \simeq 1.6$ from the excitonic character to independent Fermi-liquid character.

The Hamiltonian of the bilayer quantum Hall systems

is written by

$$H = \sum_{i < j} \sum_{\mathbf{q}} V(\mathbf{q}) e^{-q^2 \ell^2 / 2} e^{i\mathbf{q} \cdot (\mathbf{R}_{1,i} - \mathbf{R}_{1,j})} + \sum_{i < j} \sum_{\mathbf{q}} V(\mathbf{q}) e^{-q^2 \ell^2 / 2} e^{i\mathbf{q} \cdot (\mathbf{R}_{2,i} - \mathbf{R}_{2,j})} + \sum_{i,j} \sum_{\mathbf{q}} V(\mathbf{q}) e^{-qd} e^{-q^2 \ell^2 / 2} e^{i\mathbf{q} \cdot (\mathbf{R}_{1,i} - \mathbf{R}_{2,j})}, \quad (1)$$

where $\mathbf{R}_{1,i}$ are the two-dimensional guiding center coordinates of the i th electron in the layer-1 and $\mathbf{R}_{2,i}$ are that in the layer-2. The guiding center coordinates satisfy the commutation relation, $[R_j^x, R_k^y] = i\ell^2 \delta_{jk}$. $V(\mathbf{q}) = 2\pi e^2 / q$ is the Fourier transform of the Coulomb interaction. We consider uniform positive background charge to cancel the component at $q = 0$. The wave function is projected on to the lowest Landau level. We assume zero interlayer tunneling and fully spin polarized ground state.

We calculate the ground state wave function by using the DMRG method,¹⁹⁾ which is a real space renormalization group method combined with the exact diagonalization method. The DMRG method provides the low energy eigenvalues and corresponding eigenvectors of the Hamiltonian within a restricted number of basis states.^{20,21,22)} The accuracy of the results is systematically controlled by the truncation error, which is typically smaller than 10^{-4} in the present calculation. We investigate various size of systems with up to 24 electrons in the unit cell with keeping 500 basis states in each block.

In Fig. 1 we first show the lowest excitation gap at total filling factor $\nu = 1$. The total filling factor is defined by $\nu = N_e / N$, where $N_e = N_1 + N_2$ is the total number of electrons and N is the number of one-particle states in each layer. N_1 and N_2 are the number of electrons in the layer-1 and layer-2, respectively, and we impose the symmetric condition of $N_1 = N_2$. The gap shown in Fig. 1 is calculated for $N_e = 24$ and $L_x / L_y = 1.6$ in the unit cell $L_x \times L_y$ with the periodic boundary conditions

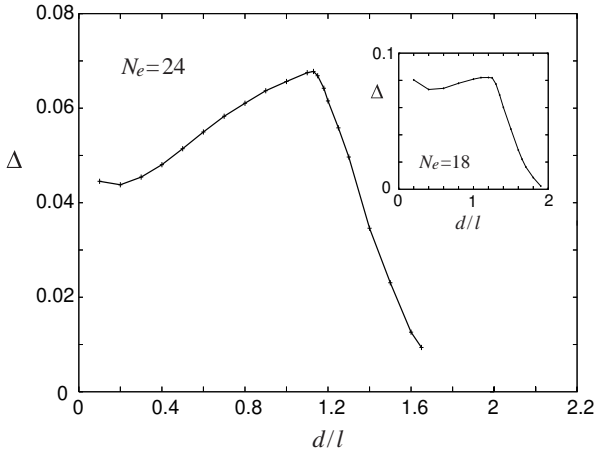


Fig. 1. The lowest excitation gap Δ of bilayer quantum Hall systems at the total filling factor $\nu = 1$. $N_e = 24$ and $L_x/L_y = 1.6$. The inset shows the result for $N_e = 18$ and $L_x/L_y = 1.0$. The excitation gap Δ is in units of e^2/ℓ .

in both x and y directions. The aspect ratio L_x/L_y is chosen from the minimum of the ground state energy with respect to L_x/L_y around $d/\ell = 1.8$, where minimum structure appears in the ground state energy.

We can clearly see large excitation gap for $d/\ell < 1.2$, where excitonic ground state is expected both theoretically and experimentally.^{7, 8, 9, 10, 11, 12, 13, 14, 15, 16, 17, 18} The excitation gap rapidly decreases with increasing d/ℓ from 1.2, and it becomes very small for $d/\ell > 1.6$. This behavior is consistent with experiment.²³ Although the excitation gap for $d/\ell > 1.7$ is not presented in the figure for $N_e = 24$ because of the difficulty of the calculation of excited states in large systems, we do not find any sign of level crossing in the ground state up to $d/\ell \sim 4$, where two layers are almost independent. These results suggest that the excitonic state at small d continuously crosses over to compressible state at large d . In the present calculation it is difficult to conclude whether the gap closes at finite $d/\ell \simeq 1.6$ in the thermodynamic limit or excitonic state survives with exponentially small finite gap even for large $d/\ell > 1.6$. We have calculated the excitation gap in systems of different size and aspect ratio, and obtained similar results as shown in the inset of Fig. 1.

In the first excited state, however, a level crossing is expected at $d/\ell \simeq 1.2$, where we can see sudden decrease in the excitation gap, which is due to a crossing of excited states. This means the character of the low energy excitations changes at $d/\ell \simeq 1.2$, which will be confirmed in a clear change in correlation functions in the excited state as shown later.

In order to study how the excitonic ground state at $d = 0$ crosses over to compressible state at large d , we next calculate the exciton correlation defined by

$$g_{\text{ex}}(n) \equiv \frac{N(N-1)}{N_1 N_2} \langle \Psi | c_{1,n}^\dagger c_{2,n} c_{2,0}^\dagger c_{1,0} | \Psi \rangle, \quad (2)$$

where $|\Psi\rangle$ is the ground state and $c_{1,n}^\dagger$ ($c_{2,n}^\dagger$) is the creation operator of the electrons in the n th one-particle

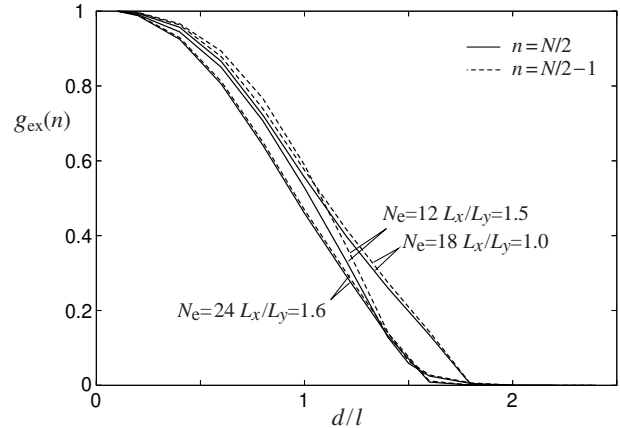


Fig. 2. The exciton correlation of bilayer quantum Hall systems at $\nu = 1$. The solid line represents $g_{\text{ex}}(N/2)$. The dashed line represents $g_{\text{ex}}(N/2 - 1)$.

state defined by

$$\phi_n(\mathbf{r}) = \frac{1}{\sqrt{L_y \pi^{1/2} \ell}} \exp \left\{ i k_y y - \frac{(x - X_n)^2}{2\ell^2} \right\} \quad (3)$$

in the layer-1 (layer-2). $X_n = nL_x/N = -k_y \ell^2$ is the x -component of the guiding center coordinates and L_x is the length of the unit cell in the x -direction.

Since $g_{\text{ex}}(n)$ represents the correlations between the two excitons created at $X = 0$ and $X = X_n$, $\lim_{n \rightarrow \infty} g_{\text{ex}}(n) \neq 0$ indicates existence of macroscopic coherence of excitons. As shown in Fig. 2, $g_{\text{ex}}(n)$ tends to 1 as $d \rightarrow 0$. Indeed Haplerin's $\Psi_{1,1,1}$ state has this macroscopic coherence and $g_{\text{ex}}(n) = 1$ independent of n . In this figure we have shown $g_{\text{ex}}(N/2)$ instead of $\lim_{n \rightarrow \infty} g_{\text{ex}}(n)$, because the largest distance between the two excitons is $L_x/2$ in finite unit cell of $L_x \times L_y$ under the periodic boundary conditions. In order to check the size effect, we also plot $g_{\text{ex}}(N/2-1)$ with the dashed line. Since the difference between $g_{\text{ex}}(N/2)$ and $g_{\text{ex}}(N/2-1)$ is small, we expect $g_{\text{ex}}(N/2)$ well represents the macroscopic coherence in the limit of $N \rightarrow \infty$.

With increasing d , the excitonic correlation decreases monotonically and finally falls down to negligible value at $d/\ell \simeq 1.6$. Since $g_{\text{ex}}(N/2)$ continuously approaches zero, the transition is not first order. This second order or crossover transition around $d/\ell \simeq 1.6$ is consistent with the result of the excitation gap shown in Fig. 1. The slight difference in the asymptotic form around $d/\ell \simeq 1.6$ is expected to be a finite size effect.

We next calculate pair correlation functions of the electrons to see detailed evolution of the ground-state wave function. The interlayer pair correlation function of the electrons is defined by

$$g_{12}(\mathbf{r}) \equiv \frac{L_x L_y}{N_1 N_2} \langle \Psi | \sum_{n,m} \delta(\mathbf{r} + \mathbf{R}_{1,n} - \mathbf{R}_{2,m}) | \Psi \rangle. \quad (4)$$

We present $\Delta g_{12}(r)$ in Fig. 3, which is defined by

$$\Delta g_{12}(r) = \frac{N_2}{L_x L_y} \int (g_{12}(\mathbf{r}') - 1) \delta(|\mathbf{r}'| - r) d\mathbf{r}', \quad (5)$$

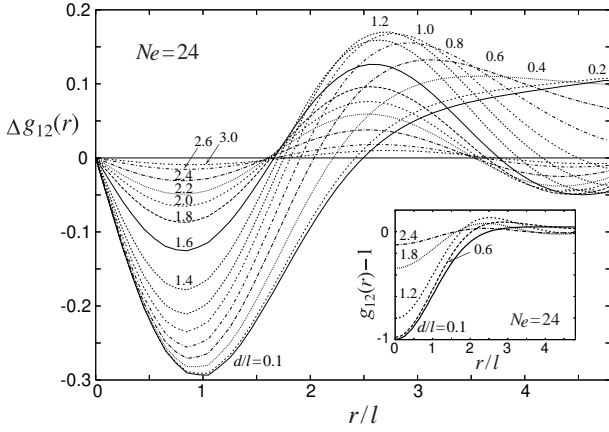


Fig. 3. The interlayer pair correlation function of electrons in the ground state of bilayer quantum Hall systems at $\nu = 1$. $N_e = 24$ and $L_x/L_y = 1.6$. Inset shows $2\Delta g_{12}(r)/r$, which is essentially the same to $g_{12}(r) - 1$.

where \mathbf{r}' is the two-dimensional position vector in each layer. $\Delta g_{12}(r)$ represents the difference from the uniform correlation of independent electrons multiplied by $2\pi r$. We also show $g_{12}(r) - 1$ in the inset.

At $d = 0$ we find clear dip in $\Delta g_{12}(r)$ and $g_{12}(r)$ at $r/\ell \simeq 1$ and 0, respectively, which is a characteristic feature of the excitonic state made by the binding of electrons and holes between the two layers. The binding of one hole means the exclusion of one electron caused by the strong interlayer Coulomb repulsion. The increase in the layer separation weakens Coulomb repulsion between the two layers and reduces $|\Delta g_{12}(r)|$ around $r/\ell = 1$.

The decrease in the interlayer correlation $|\Delta g_{12}(r)|$ opens space to enlarge correlation hole in the same layer and reduce the Coulomb energy between the electrons within the layer. This is shown in Fig. 4, which shows the pair correlation functions of the electrons in the same layer defined by

$$g_{11}(\mathbf{r}) \equiv \frac{L_x L_y}{N_1(N_1 - 1)} \langle \Psi | \sum_{nm} \delta(\mathbf{r} + \mathbf{R}_{1,n} - \mathbf{R}_{1,m}) | \Psi \rangle \quad (6)$$

$$\Delta g_{11}(r) = \frac{N_1}{L_x L_y} \int (g_{11}(\mathbf{r}') - 1) \delta(|\mathbf{r}'| - r) d\mathbf{r}'. \quad (7)$$

The obtained results indeed show that the correlation hole in the same layer around $r/\ell \simeq 1$ is enhanced with the increase in d contrary to the decrease in size of interlayer correlation hole in Fig. 3. The correlation hole in the same layer monotonically increases in size up to $d/\ell = 1.8$, and then it becomes almost constant. The correlation function $g_{11}(r)$ for $d/\ell > 1.8$ is almost the same to that of $\nu = 1/2$ monolayer quantum Hall systems realized in the limit of $d = \infty$. This is consistent with the almost vanishing excitation gap and exciton correlation at $d/\ell > 1.8$ shown in Figs. 1 and 2.

In the $\nu = 1/2$ monolayer system the ground state is described as dipolar composite fermion liquid state, where an electron forms a bound state with a displaced

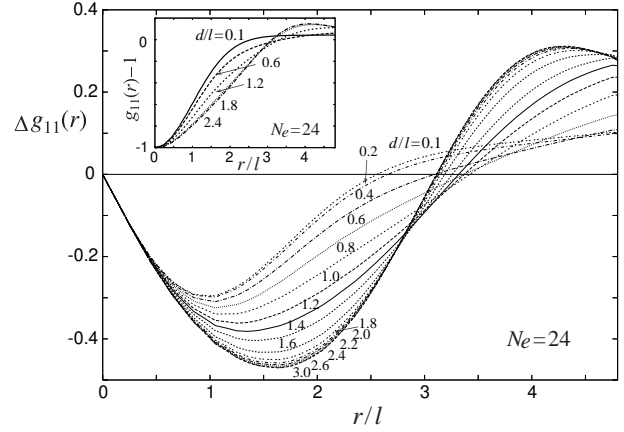


Fig. 4. The intralayer pair correlation function of electrons in the ground state of bilayer quantum Hall systems at $\nu = 1$. $N_e = 24$ and $L_x/L_y = 1.6$. Inset shows $2\Delta g_{11}(r)/r$, which is essentially the same to $g_{11}(r) - 1$.

hole.²⁴⁾ The peak of $\Delta g_{11}(r)$ around $r/\ell \simeq 4$ shows the position of the nearest neighbor electrons in accordance with the approximate mean distance between the electrons 3.54ℓ estimated from $(L_x L_y / N_1)^{1/2} = (2\pi N / N_1)^{1/2} \ell$. On the other hand, the correlation hole around $r/\ell \simeq 1.5$ shows the existence of the bound hole forming the dipole.

As the distance between the two layers decreases, the interlayer correlation between the dipoles begins to develop. This is seen in Fig. 3 as the development of the correlation hole around $r/\ell \simeq 1$ and a peak around $r/\ell \simeq 2.5$ in $\Delta g_{12}(r)$. That $\Delta g_{11}(r)$ remains almost the same at $d/\ell > 1.6$ indicates that the identity of the dipolar composite fermion remains in this region. The almost same amplitude of $\Delta g_{12}(r)$ at $r/\ell \simeq 1$ and 2.5 for $d/\ell > 1.6$ is also consistent with the anti-parallel interlayer correlation of dipolar composite fermions.

With further decrease in d/ℓ from 1.6, interlayer correlation between electrons and holes becomes stronger and begins to compete with intralayer correlation. The dipolar composite fermion begins to lose its identity, and the ground state gradually changes into collection of interlayer electron-hole pairs, i.e. interlayer excitons. The dissociation of the dipole is seen in the rapid decrease of the intralayer correlation hole at $d/\ell < 1.2$ in Fig. 4, and in the broadening of the peak around $r/\ell \simeq 2.5$ in Fig. 3. On the other hand, the development of the correlation hole at $r/\ell \simeq 1$ in Fig. 3 and the development of the exciton correlation in Fig. 2 show the formation of interlayer excitons. The dissociation of the dipole is also considered as continuous weakening of the antiparallel correlation between interlayer excitons as d decreases. This correlation disappears at $d = 0$ when the $\Psi_{1,1,1}$ state is realized, and $\Delta g_{11}(r)$ and $\Delta g_{12}(r)$ coincide. In this course, half of the correlation hole in the same layer, which is a characteristic feature of the composite fermions, is transferred into the other layer.

The break down of the composite fermions around $d/\ell \simeq 1.2$ affects the character of the lowest excitations, which is clearly shown in the level crossing of the excited

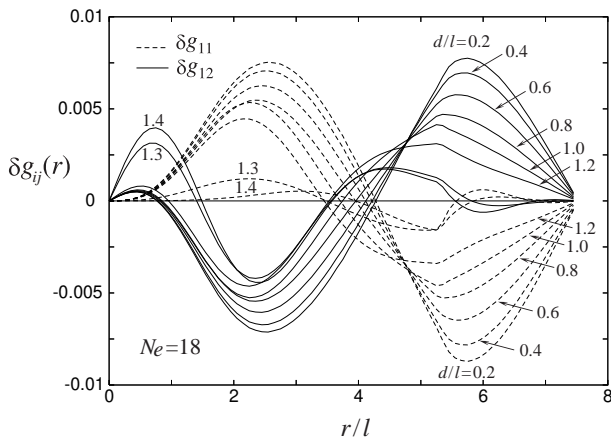


Fig. 5. The change in correlation function through the excitation from the ground state to the first excited state. $\nu = 1$ and $N_e = 18$ with $L_x/L_y = 1.0$.

state at $d/\ell \simeq 1.2$. The change in the character of excitation is confirmed by the correlation functions in the excited state. Figure 5 shows the difference in the pair correlation functions $g_{ij}(r)$ between the ground state and first excited state defined by

$$\delta g_{ij}(r) = \frac{N_j}{L_x L_y} \int (g_{ij}^E(\mathbf{r}') - g_{ij}^G(\mathbf{r}')) \delta(|\mathbf{r}'| - r) d\mathbf{r}', \quad (8)$$

where $g_{ij}^G(\mathbf{r})$ and $g_{ij}^E(\mathbf{r})$ are the pair correlation functions in the ground state and the first excited state, respectively. $\delta g_{ij}(r)$ in Fig. 5 show that there is a discontinuous transition between $d/\ell = 1.2$ and 1.3, which supports the level crossing in the first excited state.

Below $d/\ell \simeq 1.2$, $\delta g_{ij}(r)$ have large amplitude at $r/\ell \simeq 2$ and 6. In this region of d/ℓ , interlayer-excitons are formed and they are weakly interacting. Figure 5 shows that the antiparallel correlation between excitons realized in the ground state is weakened in the excited state. Small singularity at $r/\ell \simeq 5.5$ is due to finite size effects of square unit cell. Above $d/\ell \simeq 1.2$, only $\delta g_{12}(r)$ have large amplitude at $r/\ell \simeq 1$ and 2. In this region, dipolar composite fermions are formed and there is interlayer correlation among them. Figure 5 shows that the low energy excitations are made by modifying this interlayer correlation between dipoles.

In summary we have investigated the ground state and low energy excitations of $\nu = 1$ bilayer quantum Hall systems by using the DMRG method. The obtained exciton correlations show that the ground state for small layer separation $d/\ell < 1.6$ is characterized by the macroscopic coherence of excitons, $g_{ex} \neq 0$, which is consistent with the vanishing of the Hall counterflow resistance^{10,11}) and a dramatic enhancement of zero bias tunneling conductance⁹) at low temperatures. The excitation gap Δ rapidly decreases with increasing d/ℓ from 1.2 to 1.6, which is also consistent with the clear decrease in zero bias tunneling conductance⁹) and transport experiments^{10,11,23}) at finite temperatures around this region.

We have also studied the evolution of the ground-state wave function. We have found clear dip in $\Delta g_{12}(r)$ at

$r/\ell \simeq 1$ and the peak at $r/\ell \simeq 2.5$ for $d/\ell > 1.2$, which is consistent with the interacting dipolar composite fermion picture.¹⁵) At $d/\ell \simeq 1.2$, the peak in $\Delta g_{12}(r)$ at $r/\ell \simeq 3$ becomes largest, and the correlation functions becomes almost the same to those of the attractive V_1^{12} model.¹⁷) The effective interlayer attractive interaction between the electrons is made by the antiparallel correlation between dipolar composite fermions, which can also be interpreted as antiparallel correlation between interlayer excitons. Further decrease in d continuously transfer the correlation hole to the other layer and gradually the interacting interlayer-excitons becomes better picture of the ground state. We do not find any sign of first order transition through the above evolution of the wave function. Thus, the transition from the compressible state at $d = \infty$ to the excitonic state at $d = 0$ is continuous.

Acknowledgement

The present work is supported by Grant-in-Aid No. 15740177 and No. 14540294 from JSPS. D.Y. thanks hospitality of Aspen Center for Physics where part of this work was done.

-
- [1] N. Shibata and D. Yoshioka: J. Phys. Soc. Jpn. **72** (2003) 664.
 - [2] R. B. Laughlin: Phys. Rev. Lett. **50** (1983) 1395.
 - [3] J. K. Jain: Phys. Rev. Lett. **63** (1989) 199 ; Phys. Rev. B **40** (1989) 8079.
 - [4] B. I. Halperin, P. A. Lee and N. Read: Phys. Rev. B **47** (1993) 7312.
 - [5] A. A. Koulakov, M. M. Fogler and B.I. Shklovskii: Phys. Rev. Lett. **76** (1996) 499.
 - [6] J. P. Eisenstein and A. H. MacDonald: Nature **432** (2004) 691.
 - [7] D. Yoshioka, A. H. MacDonald and S.M. Girvin: Phys. Rev. B **39** (1989) 1932.
 - [8] D. Yoshioka and A. H. MacDonald: J. Phys. Soc. Jpn. **59** (1990) 4211.
 - [9] I. B. Spielman J. P. Eisenstein L.N. Pfeiffer and K.W. West: Phys. Rev. Lett. **84** (2000) 5808.
 - [10] M. Kellogg, J. P. Eisenstein L.N. Pfeiffer and K.W. West: Phys. Rev. Lett. **93** (2004) 036801.
 - [11] E. Tutuc, M. Shayegan and D.A. Huse: Phys. Rev. Lett. **93** (2004) 036802.
 - [12] R. Côté, L. Brey and A. H. MacDonald: Phys. Rev. B **46** (1992) 10239.
 - [13] N. E. Bonesteel, I. A. McDonald and C. Nayak: Phys. Rev. Lett. **77** (1996) 3009.
 - [14] J. Schliemann, S. M. Girvin and A. H. MacDonald: Phys. Rev. Lett. **86** (2001) 1849.
 - [15] Y. B. Kim, C. Nayak, E. Demler, N. Read and S. Das Sarma: Phys. Rev. B **63** (2001) 205315.
 - [16] A. Stern and B.I. Halperin: Phys. Rev. Lett. **88** (2002) 106801.
 - [17] K. Nomura and D. Yoshioka: Phys. Rev. B **66** (2002) 153310.
 - [18] S. H. Simon, E. H. Rezayi and M. V. Milovanovic: Phys. Rev. Lett. **91** (2003) 046803.
 - [19] S. R. White: Phys. Rev. Lett. **69** (1992) 2863; Phys. Rev. B **48** (1993) 10345.
 - [20] N. Shibata: J. Phys. A: Math. Gen. **36** (2003) R381.
 - [21] N. Shibata and D. Yoshioka: Phys. Rev. Lett. **86** (2001) 5755.
 - [22] D. Yoshioka and N. Shibata: Physica E **12** (2002) 43.
 - [23] R. D. Wiersma, J. G. S. Lok, S. Kraus, W. Dietsche, K. von Klitzing, D. Schuh, M. Bichler, H.-P. Tranitz and W. Wegscheider: Phys. Rev. Lett. **93** (2004) 266805.
 - [24] N. Read: Surf. Sci. **361** (1996) 7.