

Rate processes with non-Markovian dynamical disorder

Igor Goychuk*

*Institute of Physics, University of Augsburg,
Universitätsstr. 1, D-86135 Augsburg, Germany*

(Dated: July 18, 2018)

Abstract

Rate processes with dynamical disorder are investigated within a simple framework provided by unidirectional electron transfer (ET) with fluctuating transfer rate. The rate fluctuations are assumed to be described by a *non-Markovian* stochastic jump process which reflects conformational dynamics of an electron transferring donor-acceptor molecular complex. A tractable analytical expression is obtained for the relaxation of the donor population (in the Laplace-transformed time domain) averaged over the *stationary* conformational fluctuations. The corresponding mean transfer time is also obtained in an analytical form. The case of two-state fluctuations is studied in detail for a model incorporating substate diffusion within one of the conformations. It is shown that an increase of the conformational diffusion time results in a gradual transition from the regime of fast modulation characterized by the averaged ET rate to the regime of quasi-static disorder. This transition occurs at the conformational mean residence time intervals fixed much less than the inverse of the corresponding ET rates. An explanation of this paradoxical effect is provided. Moreover, its presence is also manifested for the simplest, exactly solvable non-Markovian model with a biexponential distribution of the residence times in one of the conformations. The nontrivial conditions for this phenomenon to occur are found.

PACS numbers: 05.40.-a, 82.20.-w, 82.20.Uv

I. INTRODUCTION

Rate processes with dynamical disorder are of prominent importance in many areas of physics and chemistry¹. Consider for example a photo-induced electron transfer (ET) in a donor-acceptor ET complex like bacterial photosynthetic center, or various artificial donor-bridge-acceptor molecular systems². Light excites the electron donating molecule from its ground electronic state, D , to the excited state, D^* . From D^* the electron is transferred to the acceptor molecule A , $D^*A \rightarrow D^+A^-$, from which it returns back to the donor in its ground state. Such ET process can be repeated many times. If the corresponding energy differences are large, the backward reactions are negligible. In the Golden Rule approximation, the nonadiabatic ET rate is determined primarily by a strong electron-vibrational coupling and a weak tunneling coupling between the diabatic electronic states. It is given by $k[\xi] = \frac{2\pi}{\hbar}|V[\xi]|^2FC[\xi]$, where $V[\xi]$ is the effective tunneling matrix element and $FC[\xi]$ is the corresponding Franck-Condon factor^{2,3}. Both $V[\xi]$ and $FC[\xi]$ can depend in addition on a conformational coordinate $\xi(t)$ which reflects stochastic conformational dynamics of the ET complex. Such dynamics is slow on the time scale of vibrational relaxation and the rate $k[\xi]$ follows instantaneously to the conformational changes. Under these assumptions, the ET kinetics is described by a simple stochastic relaxation equation for the decay of donor population

$$\dot{p}_D(t) = -k[\xi(t)]p_D(t) \quad (1)$$

with a fluctuating rate $k[\xi(t)]$. This presents a simplest example of rate processes with dynamical disorder¹.

Similar descriptions have been introduced in ET theory by Agmon and Hopfield⁴ and others⁵. In these studies, the conformational fluctuations were assumed to be continuous obeying a Smoluchowski equation description. In such a case, the Kramers diffusion theory approach^{6,7} provides a standard theoretical framework. The conformational fluctuations can, however, consist of discrete, abrupt changes. Then, a discrete state Markovian modeling seems more appropriate^{8,9,10,11}. It should be however remembered that the corresponding discrete conformational states present in reality some manifolds of many substates with a possibly complex internal structure^{12,13} and the relevant intrinsic dynamics can produce non-exponential, broad residence time distributions (RTDs) of the time intervals τ_j spent by the molecule in the corresponding discrete macrostates j . It can be, for example, a power

law¹³. For this reason, an approximate discrete state description should generally be *non-Markovian*. Similar non-Markovian features, which are revealed by non-Poissonian statistics in the dynamics of single molecules¹⁴, came recently in the focus of attention^{15,16}.

The main goal of this work is to clarify the role of non-Markovian memory effects for the rate processes with dynamical disorder. This challenging problem is exemplified by a two-state model incorporating a conformational diffusion inside one of the macroconformations. It is shown that the non-Markovian effects can be of profound importance leading to a paradoxical effect. Namely, the averaged ET kinetics can obey a quasi-static disorder description notwithstanding that the ET rate fluctuates rapidly on the time scale of averaged ET process. A resolution of this apparent paradox is provided. Its presence is also demonstrated in the simplest, exactly solvable non-Markovian model with a biexponential distribution of the residence time in one of the conformations. It can be thus of general importance.

II. MODEL AND THEORY

Let us consider the relaxation dynamics in Eq. (1) with $\xi(t)$ being a discrete state non-Markovian jump process termed also the renewal process $\xi(t)$ ¹⁷, or continuous time random walk (CTRW)^{18,19}. It is characterized by the RTDs $\psi_j(\tau)$ and the matrix P_{ij} of the transition probabilities. Namely, the process stays in the state j for some random time interval τ_j (see Fig. 1) distributed in accordance with the probability density $\psi_j(\tau)$ and jumps at the end of each residence time interval into another state i with the probability P_{ij} ($P_{jj} = 0$). The sum of these probabilities must add to one, $\sum_i P_{ij} = 1$. Moreover, the time-intervals are assumed be independently distributed. Then, the just given trajectory description (Fig. 1) defines the considered non-Markovian process completely. Furthermore, one assumes that for each given conformation ξ_j , the corresponding ET rate is constant, $k_j := k[\xi_j]$.

The task is to average the relaxation dynamics in Eq. (1) over the *stationary* conformational fluctuations of the ET complex assuming an initial preparation of the electronic subsystem always in the excited donor state, i.e., $p_D(0) = 1$. For the stochastic process $\xi(t)$ prepared at $t_0 = 0$ in a certain nonequilibrium state j a similar problem was solved in Refs.^{20,21}. However, to arrive at the stationary averaging one must perform also an averaging over the stationary initial preparations of $\xi(t)$. For non-Markovian processes this task

is not trivial^{17,22,23,24}. Indeed, by preparing the electronic subsystem at $t_0 = 0$ in one and the same electronic state with the probability one, $p_D(0) = 1$, the whole ET complex will be found in a state j with the stationary probability $p_j(0) = p_j^{st} = \lim_{t \rightarrow \infty} p_j(t)$. However, this state will be already occupied *before* t_0 for some unknown and random time τ_j^* . The conditioning on and averaging over this time must be done in a stationary setup. This fact is well known in the theory of renewal processes¹⁷. The averaging over τ_j^* yields a different RTD for the first time sojourn, $\psi_j^{(1)}(\tau) = \int_{\tau}^{\infty} \psi_j(t) dt / \langle \tau_j \rangle$ ¹⁷, where $\langle \tau_j \rangle = \int_0^{\infty} \tau \psi_j(\tau) d\tau$ is the mean residence time (MRT) in the ξ_j conformation. These MRTs are assumed to be finite in the following. Only for the strictly exponential RTDs (Markovian case), the RTD for the first sojourn $\psi_j^{(1)}(\tau)$ is the same as $\psi_j(\tau)$, i.e., $\psi_j^{(1)}(\tau) = \psi_j(\tau)$.

A similar problem of *stationary averaging* was solved for a stochastic Kubo oscillator²⁵, $\dot{x}(t) = i\omega[\xi(t)]x(t)$, in Ref.²⁴. By observing that the relaxation problem is mathematically equivalent to that of the Kubo oscillator with the imaginary frequency $\omega \rightarrow ik$, the use of the results from Ref.²⁴ yields for the (Laplace-transformed) stochastically averaged probability $\langle \tilde{p}_D(s) \rangle_{st} = \int_0^{\infty} \langle p_D(t) \rangle_{st} \exp(-st) dt$ to occupy the excited donor state the following expression:

$$\begin{aligned} \langle \tilde{p}_D(s) \rangle_{st} &= \sum_j \frac{p_j^{st}}{s + k_j} - \sum_j \frac{1 - \tilde{\psi}_j(s + k_j)}{(s + k_j)^2} \frac{p_j^{st}}{\langle \tau_j \rangle} \\ &+ \sum_{n,l,m} \frac{1 - \tilde{\psi}_l(s + k_l)}{s + k_l} \left(\frac{1}{I - P\tilde{D}(s)} \right)_{lm} \\ &\times P_{mn} \frac{1 - \tilde{\psi}_n(s + k_n)}{s + k_n} \frac{p_n^{st}}{\langle \tau_n \rangle}, \end{aligned} \quad (2)$$

where the stationary occupational probabilities p_j^{st} of the conformational states ξ_j are the solutions of

$$\frac{p_i^{st}}{\langle \tau_i \rangle} = \sum_j P_{ij} \frac{p_j^{st}}{\langle \tau_j \rangle}. \quad (3)$$

In Eq. (2), $\tilde{D}_{nm}(s) = \delta_{nm} \tilde{\psi}_m(s + k_m)$, I is the unity matrix and $\tilde{f}(s) := \int_0^{\infty} e^{-st} f(t) dt$ denotes the Laplace-transform²⁶ of any corresponding function $f(t)$.

The result in Eq. (2) provides the formally *exact* solution of the studied problem. The first sum in Eq. (2) presents the solution of the problem with frozen static disorder. It can

be trivially inverted to the time-domain:

$$\langle p_D(t) \rangle_{static} = \sum_{j=1}^N p_j^{st} \exp(-k_j t). \quad (4)$$

The remaining part presents nontrivial dynamical contributions. Its analytical inversion to the time domain is possible in a few exceptional cases only. However, in many cases it can reliably be inverted numerically by use of the Stehfest method²⁷. Moreover, the exact analytical expression for the mean survival (transfer) time^{4,5}, $\tau_{ET} := \int_0^\infty \langle p_D(t) \rangle dt$, follows as $\tau_{ET} = \langle \tilde{p}_D(0) \rangle_{st}$. It can be readily given in an explicit form for ergodic processes with uniform mixing, where $p_j^{st} = \langle \tau_j \rangle / \sum_j \langle \tau_j \rangle$ and $\sum_j P_{ij} = 1$ ²⁴. This is also the case of two-state conformational fluctuations with $P_{12} = P_{21} = 1$ (alternating renewal process¹⁷) which is investigated below.

III. TWO-STATE CONFORMATIONAL FLUCTUATIONS

In this simplest case which is of major interest in applications, the general result in Eq. (2) reduces to:

$$\begin{aligned} \langle \tilde{p}_D(s) \rangle_{st} = & \frac{1}{\langle \tau_1 \rangle + \langle \tau_2 \rangle} \left\{ \sum_{j=1,2} \frac{\langle \tau_j \rangle}{s + k_j} \right. \\ & \left. - \frac{(k_1 - k_2)^2}{(s + k_1)^2 (s + k_2)^2} \frac{[1 - \tilde{\psi}_1(s + k_1)][1 - \tilde{\psi}_2(s + k_2)]}{1 - \tilde{\psi}_1(s + k_1)\tilde{\psi}_2(s + k_2)} \right\}. \end{aligned} \quad (5)$$

This result can also be obtained from one in Ref.²⁹ by virtue of the above formal analogy with the Kubo oscillator. The corresponding exact expression for the mean transfer time reads:

$$\begin{aligned} \tau_{ET} = & \frac{1}{\langle \tau_1 \rangle + \langle \tau_2 \rangle} \left\{ \frac{\langle \tau_1 \rangle}{k_1} + \frac{\langle \tau_2 \rangle}{k_2} \right. \\ & \left. - \left(\frac{1}{k_2} - \frac{1}{k_1} \right)^2 \frac{[1 - \tilde{\psi}_1(k_1)][1 - \tilde{\psi}_2(k_2)]}{1 - \tilde{\psi}_1(k_1)\tilde{\psi}_2(k_2)} \right\}. \end{aligned} \quad (6)$$

This expression is valid for arbitrary RTDs with finite MRTs and presents one of important results. It defines also an effective ET rate as $\Gamma := \tau_{ET}^{-1}$.

A. Markovian fluctuations

Let us first reproduce the known results for the case of Markovian fluctuations from the above general formal expressions. For a Markovian process, the both RTDs are strictly

exponential: $\psi_{1,2}(\tau) = \langle \tau_{1,2} \rangle^{-1} \exp(-\tau/\langle \tau_{1,2} \rangle)$. The trajectory description with such RTDs is equivalent to a rate description with the conformational transition rates $\gamma_{1,2} = \langle \tau_{1,2} \rangle^{-1}$. The corresponding Laplace-transformed RTDs read $\tilde{\psi}_{1,2}(s) = 1/(1+s\langle \tau_{1,2} \rangle)$. In this simplest case, the inversion of Eq. (5) to the time domain yields a biexponential relaxation,

$$\langle p_D(t) \rangle_{st} = c_1 \exp(-\Gamma_1 t) + c_2 \exp(-\Gamma_2 t), \quad (7)$$

with the relaxation (transfer) rates

$$\Gamma_{1,2} = \frac{1}{2} \{ k_1 + k_2 + \gamma_1 + \gamma_2 \mp \sqrt{(k_1 + \gamma_1 - k_2 - \gamma_2)^2 + 4\gamma_1\gamma_2} \} \quad (8)$$

and the weight coefficients (probabilities of different relaxation channels)

$$c_{1,2} = \frac{1}{2} \left\{ 1 \pm \frac{\gamma_1 + \gamma_2 + (k_1 - k_2)(\gamma_1 - \gamma_2)/(\gamma_1 + \gamma_2)}{\sqrt{(k_1 + \gamma_1 - k_2 - \gamma_2)^2 + 4\gamma_1\gamma_2}} \right\}. \quad (9)$$

The corresponding mean transfer time reads

$$\tau_{ET} = \frac{k_1\gamma_1 + k_2\gamma_2 + (\gamma_1 + \gamma_2)^2}{(\gamma_1 + \gamma_2)(k_1k_2 + k_1\gamma_2 + k_2\gamma_1)}. \quad (10)$$

The result in Eqs. (7)-(9) reproduces, e.g., the known result in Ref.⁹ for the case of identical transition rates $\gamma_1 = \gamma_2 = \gamma$. This latter one can also be obtained from the well-known solution of the Kubo oscillator^{25,30} by virtue of the above mentioned formal analogy. The remarkably simple result in Eqs. (7)-(9) captures in essence three different transport regimes with dynamical disorder. If the conformational dynamics is slow, $\gamma_1\gamma_2 \ll (k_1 + \gamma_1 - k_2 - \gamma_2)^2/4$, then the limit in Eq. (4) is approximately reproduced with $p_{1,2}^{st} = \langle \tau_{1,2} \rangle / (\langle \tau_1 \rangle + \langle \tau_2 \rangle)$ (the regime of quasi-static disorder). If $\gamma_{1,2} \gg k_{1,2}$ (the fast modulation regime), then ET is well described by the averaged rate $\langle k \rangle = p_1^{st}k_1 + p_2^{st}k_2$, i.e.,

$$\langle p_D(t) \rangle_{st} \approx \exp(-\langle k \rangle t). \quad (11)$$

One more interesting regime occurs for $\gamma_1 = \gamma_2 = \gamma$ when $\frac{k_1k_2}{k_1+k_2} \ll \gamma \ll \langle k \rangle/2$. In this case, the mean transfer time τ_{ET} equals approximately to the autocorrelation time $\tau_{corr} = 1/(2\gamma)$ of the Markovian two-state fluctuations, as it can be deduced from Eq. (10), i.e.

$$\tau_{ET} \approx \tau_{corr}. \quad (12)$$

In other words, ET becomes *gated*, i.e., it is chiefly controlled by conformational fluctuations^{8,10,31}. An interesting gated regime emerges in the case where both ET rates

are very different, $k_2 \ll k_1$, and the ET complex stays most of the time in the weakly conducting conformation, i.e., $\langle \tau_2 \rangle \gg \langle \tau_1 \rangle$. Then, for $k_2 \ll \gamma_2 \ll \gamma_1 \ll k_1$ Eq. (10) yields

$$\tau_{ET} \approx \langle \tau_2 \rangle. \quad (13)$$

At the first look, the result in Eq. (13) might seem puzzling: the mean transfer time is given by the mean time intervals spent in the *weakly* conducting conformation. It is, however, quite natural since $\gamma_2 = \langle \tau_2 \rangle^{-1}$ is nothing but the switching-on rate which corresponds to the rate limiting step of the overall ET process.

B. Non-Markovian fluctuations

To demonstrate a new surprising effect due to a broad non-exponential distribution of the residence times, let us consider the following tractable model. The conformation with the larger ET rate k_1 (the “on”-conformation) has an exponential distribution of residence times with MRT $\langle \tau_1 \rangle$. In contrast, the “off”-conformation with a much smaller rate $k_2 \ll k_1$ is supposed to consist of a large number of quasi-degenerate subconformations. Correspondingly, it can undergo a (sub)diffusion among these subconformations, which all possess one and the same ET rate k_2 , with a characteristic diffusional time τ_d . This time can be related to the volume of the corresponding conformational subspace (modeled here as an one-dimensional box, cf. Appendix A), or to the number of quasi-degenerate diffusional substates, i.e. to the statistical weight of the conformation “2”. For this reason, within a statistical thermodynamic interpretation this time can also be related to the entropy of the conformational macrostate “2”. Furthermore, one assumes that a conformational rate transition can occur into the “on”-conformation by crossing one of the boundaries of the underlying quasi-one-dimensional conformational subspace. An effective rate of such transition is $\gamma_2 := \langle \tau_2 \rangle^{-1}$. The corresponding diffusional model, which is outlined in more detail in the Appendix A, is characterized by the Laplace-transformed RTD^{32,34}

$$\tilde{\psi}_2(s) = \frac{1}{1 + s\langle \tau_2 \rangle g_\alpha(s\tau_d)}, \quad (14)$$

where

$$g_\alpha(z) = \frac{\tanh(z^{\alpha/2})}{z^{\alpha/2}}. \quad (15)$$

The function $g_\alpha(z)$ one has the following remarkable properties: $g_\alpha(0) = 1$ and $g_\alpha(z)$ decays monotonously to zero with increasing z . The case $\alpha = 1$ corresponds to the normal diffusion³² and $0 < \alpha < 1$ corresponds to a subdiffusion with index α ³⁴. The full details of the derivation of Eq. (14) and the relevant discussion are given in Ref.³⁴.

Let us consider first the case of normal diffusion, $\alpha = 1$. For $\tau_d = 0$, Eq. (14) yields a single-exponential RTD. For $\tau_d \ll \langle \tau_2 \rangle$, the intra-conformational diffusion effects are not essential. However, for $\tau_d \gg \langle \tau_2 \rangle$ the situation changes. Namely, for $\langle \tau_2 \rangle^2 / \tau_d \ll \tau \ll \tau_d$ the corresponding RTD becomes a negative power law, $\psi_2(\tau) \propto \tau^{-3/2}$, which ends by an exponential tail for $\tau > \tau_d$ ³². The used model allows one to trace the influence of non-Markovian effects on the averaged transport process by assuming different variable values of τ_d with other model parameters, $k_1, k_2, \langle \tau_1 \rangle, \langle \tau_2 \rangle$, being fixed and defining the corresponding Markovian reference model. For this goal, we consider below a transfer regime with $k_1 \langle \tau_1 \rangle \ll 1$, $k_2 \langle \tau_2 \rangle \ll 1$ which must be regarded as a fast modulation regime in the Markovian case. For $k_1 \langle \tau_1 \rangle \ll 1$, Eq. (6) yields the following approximate analytical expression for τ_{ET} :

$$\tau_{ET} \approx \frac{1}{k_1 k_2 (\langle \tau_1 \rangle + \langle \tau_2 \rangle)} \left(k_1 \langle \tau_2 \rangle + k_2 \langle \tau_1 \rangle - \frac{(k_1 - k_2)^2 \langle \tau_1 \rangle \langle \tau_2 \rangle g_\alpha(k_2 \tau_d)}{k_1 \langle \tau_1 \rangle + k_2 \langle \tau_2 \rangle g_\alpha(k_2 \tau_d)} \right). \quad (16)$$

Interestingly enough, for $\langle \tau_1 \rangle = \langle \tau_2 \rangle = \langle \tau \rangle$, the dependence on $\langle \tau \rangle$ in Eq. (16) drops out and it becomes

$$\tau_{ET} \approx \frac{1}{2k_1 k_2} \left(k_1 + k_2 - \frac{(k_1 - k_2)^2 g_\alpha(k_2 \tau_d)}{k_1 + k_2 g_\alpha(k_2 \tau_d)} \right). \quad (17)$$

The result in Eq. (16) allows one to trace *analytically* the emergence of the regime of quasi-static disorder with the increase of τ_d . Namely, for $\tau_d = 0$, $g_\alpha(0) = 1$ and Eq. (16) yields $\tau_{ET} \approx \langle k \rangle^{-1}$ which corresponds to the averaged rate description in accordance with the intuitive expectations. However, if $\tau_d \rightarrow \infty$, then $g_\alpha(k_2 \tau_d) \rightarrow 0$ and $\tau_{ET} = p_1^{st} k_1^{-1} + p_2^{st} k_2^{-1}$. This corresponds to the quasi-static regime. Therefore, a transition to the quasi-static regime can occur due to an increase of the conformational diffusion time τ_d even if the MRTs $\langle \tau_1 \rangle$ and $\langle \tau_2 \rangle$ are kept fixed well within the Markovian fast modulation regime. The corresponding criterion reads:

$$g_\alpha(k_2 \tau_d) \ll 1. \quad (18)$$

This surprising result is corroborated by the numerical inversion of Eq. (5) depicted in Fig. 2 for the following set of parameters: $k_1 = 1$, $k_2 = 0.1$, $\langle \tau_1 \rangle = \langle \tau_2 \rangle = 0.1$ with varying τ_d .

The numerical inversion of the Laplace-transform (5) was done using the improved Stehfest method^{27,28} following a “rule of thumb” found empirically: the number N of terms used in the corresponding asymptotic series expansion²⁷ ($N = 16$ in the original and standard version) should correspond to the digital precision of calculations²⁸. The latter one (along with the number of terms in the Stehfest series) was made variable (increased) until the convergency of the numerical results was reached. This was made possible by implementing the Stehfest algorithm using the Computer Algebra System MAPLE which allows for numerical calculations with an arbitrary precision. $N = 32$ was sufficient for the numerical calculations done in this paper to arrive at the required accuracy (within the line width in the figures representing the numerical results). Note that the mean residence times $\langle\tau_{1,2}\rangle$, which are used for calculations in Fig. 2, are indeed much less than the inverse of the corresponding ET rates. This relates also to the mean turnover time, $\tau_{turn} := \langle\tau_1\rangle + \langle\tau_2\rangle \ll k_1^{-1}, k_2^{-1}$. Therefore, one intuitively expects that many stochastic turnovers should occur before the electron donor population changes significantly. This in turn should validate an average rate description of the ET process. Contrary to this intuitively clear picture which is well established in the case of Markovian fluctuations¹, an increase of τ_d results in a gradual transition to the regime of quasi-static disorder, see in Fig. 2. This presents certainly a paradox: Judging from the time scale τ_{turn} the ET complex fluctuates rapidly (on the time scale of decay of the donor population) between two conformations. Nevertheless, the averaged rate description breaks down and for large τ_d the averaged ET process becomes non-exponential entering a slow modulation regime. It can be even better described by the quasi-static approximation (top curve in Fig. 2) which corresponds to a “frozen” disorder.

A deceptively clear resolution of this paradox is based on the observation that for the considered non-Markovian process the effective autocorrelation time can be much larger than the autocorrelation time of its Markovian counterpart with the same MRTs³³. The mean autocorrelation time τ_{corr} can serve as a quantifier for memory effects. It can be defined as $\tau_{corr} := \int_0^\infty |cov(t)|dt$, where $cov(t) := \langle\delta k(t)\delta k(0)\rangle_{st}/\langle\delta k^2\rangle_{st}$ is the normalized autocorrelation function of $k(t)$ (here, $\delta k(t) := k(t) - \langle k \rangle$) and obtained by using the Stratonovich formula^{14,33,35}

$$\overline{cov}(s) = \frac{1}{s} - \left(\frac{1}{\langle\tau_1\rangle} + \frac{1}{\langle\tau_2\rangle} \right) \frac{1}{s^2} \frac{(1 - \tilde{\psi}_1(s))(1 - \tilde{\psi}_2(s))}{(1 - \tilde{\psi}_1(s)\tilde{\psi}_2(s))} \quad (19)$$

for the Laplace-transform of the normalized autocorrelation function of a stationary two-

state renewal process. If $cov(t)$ does not change its sign in time (the present situation), then $\tau_{corr} = \lim_{s \rightarrow 0} \overline{cov}(s)$ and by use of Eq. 19 the mean autocorrelation time reads³³:

$$\tau_{corr} = \frac{1}{2}(C_1^2 + C_2^2)\tau_M \quad (20)$$

where

$$C_j = \frac{\sqrt{\langle \tau_j^2 \rangle - \langle \tau_j \rangle^2}}{\langle \tau_j \rangle} \quad (21)$$

is the coefficient of variation of the corresponding RTD $\psi_j(\tau)$ and

$$\tau_M = \frac{\langle \tau_1 \rangle \langle \tau_2 \rangle}{\langle \tau_1 \rangle + \langle \tau_2 \rangle} \quad (22)$$

is the autocorrelation time of the Markovian process with the same MRTs $\langle \tau_1 \rangle$ and $\langle \tau_2 \rangle$. For the considered model, $\tau_{corr} = (1 + \tau_d/3\langle \tau_2 \rangle)\tau_M$. It can be much larger than τ_M with the increase of τ_d . In contrast with the Markovian process, the time-correlations do not decay on the time scale of stochastic turnovers and can persist very long. This can be considered as a reason for the transition to the quasi-static regime. Judging from the autocorrelation time scale it can indeed be the quasi-static regime.

Accepting this reasoning uncritically, one might conclude that for the processes with a *divergent* RTD variance, $C_2 \rightarrow \infty$, and thus with $\tau_{corr} \rightarrow \infty$, the quasi-static regime will be realized always. However, such a conclusion is not correct. Indeed, let us take some $\alpha < 1$ in Eq. (14) (this corresponds to a subdiffusion with index α ³⁴). Then, it is easy to show that formally $\tau_{corr} = \infty$ for all $\tau_d \neq 0$ and one might naively expect that the regime of quasi-static disorder in the ET kinetics will readily be realized. However, the numerics do not support this expectation. For example, for $\alpha = 0.1$ and for $\tau_d = 100$ the averaged ET is not exponential indeed. Nevertheless, it is closer to the regime of fast modulation rather than to the regime of quasi-static disorder. This non-occurrence of the regime of quasi-static disorder agrees, however, with the criterion (18) which yields in this case $g_\alpha(k_2\tau_d) \approx 0.72$ for the given parameters. This value is indeed closer to $g_\alpha(k_2\tau_d) = 1$ (the averaged rate description) rather than to $g_\alpha(k_2\tau_d) = 0$ (the regime of quasi-static disorder).

It is *not* the divergence of the mean autocorrelation time which does play a crucial role, but an intermittent, bursting character of non-Markovian fluctuations which is important for the discussed phenomenon to occur. For $\tau_d = 100$ in Fig. 2, the conformational fluctuations occur by strongly correlated bursts separated by long interburst periods as revealed by the

stochastic simulations of $k(t)$ (see in Fig. 5(a),(b) where this striking feature is presented for a different model). Namely, even if the mean residence time $\langle\tau_2\rangle$ in the weakly conducting conformation is very short, $\langle\tau_2\rangle \ll k_2^{-1}$, the ET complex can nevertheless be trapped occasionally in this conformation for a very long time period of the order of $\tau_d \gg k_2^{-1}$. The time τ_d is a characteristic time which is required to explore by random walk the manifold of quasi-degenerate conformational substates within the corresponding macroconformation. Such long time intervals separate the bursts within which the ET complex fluctuates rapidly between its two macroconformations. The mean residence time $\langle\tau'_2\rangle$ of the time intervals spent in the conformation ξ_2 (conformation “2”) within a burst could obviously be much less than the overall $\langle\tau_2\rangle$ (since this latter one accounts also for the long interburst sojourn in the same conformation), i.e. $\langle\tau'_2\rangle \ll \langle\tau_2\rangle$. For $\langle\tau_1\rangle = \langle\tau_2\rangle$ and $p_1^{st} = p_2^{st}$, this means that during the burst duration the ET complex spends most of the time in the conformation “1” since $\langle\tau_1\rangle \gg \langle\tau'_2\rangle$. If the burst durations $\langle\tau_{burst}\rangle$ are, on average, much larger than the inverse ET rate k_1^{-1} , i.e. $\langle\tau_{burst}\rangle \gg k_1^{-1}$, then it becomes clear why the quasi-static averaging does apply in such a situation, even if $\langle\tau_1\rangle = \langle\tau_2\rangle \ll k_1^{-1}, k_2^{-1}$. This is the reason why the averaging over many repeated realizations of electron transfer in the same ET complex, or an ensemble averaging for a number of such complexes done at the same time can indeed yield a quasi-static regime even if a large portion of these complexes does fluctuate very fast on the time scale of ET while another one stays temporally “frozen” in the “off”-conformation. However, even if τ_{corr} is formally infinite ($\alpha < 1$), the fluctuations do not necessarily have a distinct bursting character. Then, the discussed phenomenon does not necessarily occur. This qualitative explanation is fully confirmed within the following *exactly* solvable non-Markovian model.

C. Exactly solvable non-Markovian model

The simplest non-Markovian model is obtained by assuming a biexponential RTD,

$$\psi_2(\tau) = \theta\alpha_1 \exp(-\alpha_1\tau) + (1 - \theta)\alpha_2 \exp(-\alpha_2\tau), \quad (23)$$

where $\alpha_{1,2}$ are two different transition rates for the conformational transition from the conformation “2” to the conformation “1”. They can be realized with the probabilities $0 < \theta < 1$

and $1 - \theta$, correspondingly. The corresponding mean residence time is

$$\langle \tau_2 \rangle = \theta / \alpha_1 + (1 - \theta) / \alpha_2, \quad (24)$$

and the coefficient of variation (21) for this distribution is

$$C_2(\theta, \zeta) = \sqrt{2 \frac{f_1(\theta, \zeta)}{f_2(\theta, \zeta)} - 1}, \quad (25)$$

where the functions $f_{1,2}(\theta, \zeta)$ are given in Eq. (B6) and $\zeta = \alpha_1 / \alpha_2$ is the ratio of two rate constants in Eq. (23). For $\zeta \ll 1$ and $\zeta \ll \theta$ the following approximate expression is valid

$$C_2(\theta, \zeta) \approx \sqrt{\frac{2}{\theta} - 1}. \quad (26)$$

Note that C_2 can be very large. This applies when $\theta \ll 1$ and $\zeta \ll 1$, see in Fig. 3. This is the case of distributions (23) possessing a very small, but very broad tail. Furthermore, the Laplace-transform in Eq. (19) can be inverted analytically for this model to obtain a biexponentially decaying autocorrelation function $cov(t)$. In the parameter regime corresponding to Eq. (26), this autocorrelation function becomes, however, approximately single exponential,

$$cov(t) \approx \exp(-\theta t / \tau_M), \quad (27)$$

with τ_M in Eq. (22). The result in Eq. (27) becomes exact in the formal limit $\alpha_2 \rightarrow \infty$, where $\psi_2(\tau) \rightarrow \theta \alpha_1 \exp(-\alpha_1 \tau) + (1 - \theta) \delta(\tau)$ and $\langle \tau_2 \rangle \rightarrow \theta / \alpha_1$. This striking feature must be emphasized: there exists a whole family of non-Markovian two-state processes with an *exponentially* decaying autocorrelation function. The autocorrelation time of these processes is, however, enlarged by the factor $1/\theta$ as compared with their Markovian counterpart possessing the same MRTs $\langle \tau_1 \rangle$ and $\langle \tau_2 \rangle$. In accordance with Eq. (27), the autocorrelation time of such non-Markovian processes τ_M / θ can be much larger than the autocorrelation time τ_M of their Markovian counterpart.

The considered two-state non-Markovian process can also be embedded into a three state Markovian kinetic scheme with two substates (subconformations) corresponding to the conformation “2”. The two-state fluctuations of the ET rate $k(t)$ present nevertheless a non-Markovian process. The just described model can be solved exactly. Namely, Eq. (5) yields after some lengthy calculations a rational function

$$\langle \tilde{p}_D(s) \rangle_{st} = \frac{s^2 + a_1 s + a_0}{s^3 + b_2 s^2 + b_1 s + b_0}, \quad (28)$$

where the polynomial coefficients a_j, b_i are given in the Appendix B. The analytical inversion of Eq. (28) to the time domain yields formally a three exponential kinetics

$$\langle p_D(t) \rangle_{st} = \sum_{i=1,2,3} c_i \exp(-\Gamma_i t) \quad (29)$$

with the rates Γ_i which are given in the Appendix B, Eqs. (B7)-(B9), and the weights $c_i = (\Gamma_i^2 - a_1 \Gamma_i + a_0) / (3\Gamma_i^2 - 2b_2 \Gamma_i + b_1)$. A numerical evaluation for all cases studied in this paper shows, however, that the ET kinetics remains effectively biexponential (at most) since one of the rates Γ_2 exceeds much the other two and the corresponding weight c_2 is negligible small.

In order to establish a criterion similar to Eq. (18), the Laplace-transform of (23) can be represented in a form similar to Eq. (14),

$$\tilde{\psi}_2(s) = \frac{1}{1 + s\langle\tau_2\rangle g(s\langle\tau_2\rangle, \theta, \zeta)}, \quad (30)$$

where

$$g(z, \theta, \zeta) = \frac{[\theta + (1 - \theta)\zeta]^2 + \zeta z}{[\theta + (1 - \theta)\zeta]^2 + [\theta + (1 - \theta)\zeta][1 - \theta + \theta\zeta]z}, \quad (31)$$

and MRT $\langle\tau_2\rangle$ is given in Eq. (24). Then, the criterion (18) is get modified for the present model as

$$g(k_2\langle\tau_2\rangle, \theta, \zeta) \ll 1 \quad (32)$$

with $k_2\langle\tau_2\rangle \ll 1$. Let us clarify if it is possible to fulfill the criterion (32). It is rather nontrivial in the present case since we do not have such an independent parameter as the diffusional time τ_d which can easily be adjusted to satisfy the condition (18) for a sufficiently large value of τ_d . Therefore, a deliberate choice of parameters is required. We consider the following set of parameters $k_1 = 1, k_2 = 0.2$, and $\langle\tau_1\rangle = \langle\tau_2\rangle = 0.2$ to be still within a fast modulation regime in accordance with the Markovian criteria. The plot of the function $g(z, \theta, \zeta)$ versus θ at $z = 0.04$ and at the different values of ζ in Fig. 4 reveals that the criterion (32) can indeed be fullfield for a very small ratio of the rate constants, starting from $\zeta = 10^{-3}$, and for a very small, but finite splitting probability θ (note the presence of an optimal value of θ in Fig. 4, where $g(k_2\langle\tau_2\rangle, \theta, \zeta)$ reaches a conditional minimum). The corresponding conformational dynamics is profoundly bursting indeed, with long time intervals between bursts as it is revealed by the stochastic simulations shown in the Fig. 5

(a),(b). Here, the interburst intervals have the characteristic time scale $\tau_{inter} \approx \langle \tau_2 \rangle / \theta = 20 > k_{1,2}^{-1}$. The burst durations have about the same characteristic time scale and within the burst the excursions into the state “2” are extremally brief and the process stays mostly in the state “1”. These are the reasons why a regime similar to the regime of quasi-static disorder is realized. In the case $\theta = 0.5$ (which is close to the regime of fast modulation, cf. Fig. 6), $k(t)$ has no such profoundly bursting character – compare the Fig. 5(c), where a sample trajectory of this non-Markovian process is depicted, with the Fig. 5(a),(b) and with the Fig. 5(d), where a sample trajectory of the corresponding Markovian process is shown. Clearly, in this case $k(t)$ reminds strongly its Markovian counterpart. This similarity can be, however, somewhat deceiving. The sample trajectories in Fig. 5(c) and Fig. 5(d) are replotted in Fig. 5(e) and Fig. 5(f), respectively, on a much shorter time scale. The both processes have the same $\langle \tau_1 \rangle = \langle \tau_2 \rangle = 0.2$. However, the trajectory in Fig. 5(e) corresponds to a non-Markovian process, where some very brief excursions occurs into the state “2” during the sojourn in the state “1”. This non-Markovian process has, in accordance with Eq. (27), the autocorrelation time which is twice bigger as compare with its Markovian counterpart in Fig. 5(f).

The stationary stochastic trajectories in Fig. 5 were generated due to the following algorithm. First, a random number $0 < y_1 < 1$ is drawn from the uniform distribution³⁹ and one decides in which conformation to start. Namely, if $y_1 \leq p_1^{st}$, then one starts in the state “1”, otherwise the state “2” is taken as initial. If the initial value is k_1 , then a random residence time-interval τ_1 is drawn from the corresponding exponential distribution. Here, in accordance with the rule of transformation of random variables, $\tau_1 = \langle \tau_1 \rangle \ln(1/y)$, where y is a new random number taken from the uniform distribution^{30,39}. After this, the process $k(t)$ flips into the state “2” and two new random numbers y_1 and y_2 are drawn from the uniform distribution. y_1 is used to decide in accordance with which exponential distribution $\psi_{21}(\tau) = \alpha_1 \exp(-\alpha_1 \tau)$, or $\psi_{22}(\tau) = \alpha_2 \exp(-\alpha_2 \tau)$ the process will sojourn in the state “2”. If $y_1 \leq \theta$, then it resides in the state “2” in accordance with the distribution $\psi_{21}(\tau)$, i.e., $\tau_2 = \ln(1/y_2)/\alpha_1$, otherwise the distribution $\psi_{22}(\tau)$ is used, i.e., $\tau_2 = \ln(1/y_2)/\alpha_2$. After the sojourn of duration τ_2 in the state “2”, the process flips into the state “1” and a new random number y is generated to obtain the residence interval $\tau_1 = \langle \tau_1 \rangle \ln(1/y)$. The whole procedure repeats. If the initial state happens to be the state “2” (cf. Fig. 5(b)), then the whole procedure is modified. Namely, for the *first* sojourn in the state “2”, a different RTD

$\psi_2^{(1)}(\tau) = \int_{\tau}^{\infty} \psi_2(t) dt / \langle \tau_2 \rangle$ is used (see the discussion in Sec. II) which is

$$\psi_2(\tau) = \theta_1 \alpha_1 \exp(-\alpha_1 \tau) + (1 - \theta_1) \alpha_2 \exp(-\alpha_2 \tau), \quad (33)$$

with

$$\theta_1 = \frac{\theta}{\theta + (1 - \theta)\zeta}. \quad (34)$$

This modification is *very important*. The generated stochastic trajectories will not be *stationary* otherwise. As a matter of fact, θ_1 can be even closer to one when $\theta \ll 1$, but $\zeta \ll \theta$. The stationary probability to find the considered ET complex initially in the “off”-subconformation with the transition rate $\alpha_1 \ll \alpha_2$ is $p_2^{st}\theta_1$, and not $p_2^{st}\theta$! θ is in fact the splitting probability, i.e. the probability to switch from the macrostate “1” into the sub-state of the macrostate “2” with the conformation transition rate α_1 . The disregarding of this very important point would result in a serious mistake as the generated trajectories would not be stationary^{17,22,24} and thus would not correspond to the stationary conformational fluctuations which are assumed throughout this work. The issue of noise stationarity is crucial for our consideration. Similar to the well-known Gillespie algorithm⁴⁰, the used here stochastic algorithm to generate the trajectory realizations of the considered stochastic process is exact.

Generally, the minimum of $g(k_2\langle\tau_2\rangle, \theta, \zeta)$ is not related to the maximum of $C_2(\theta, \zeta)$ (and thus to the maximum of the mean autocorrelation time τ_{corr}), even if both extrema take place in the same parameter region $\theta \ll 1, \zeta \ll 1$, compare Fig. 3 and Fig. 4. Therefore, the proper criterion is not related to the mean autocorrelation time of the considered non-Markovian process – this being in accordance with the discussion in the subsection III B. The validity of the criterion (32) is fully confirmed in Fig. 6 for $\zeta = 10^{-3}$ and three different values of θ . Namely, for $\theta = 0.5$ the ET kinetics is close the regime of fast modulation, whereas for $\theta = 0.01$ it is close to the regime of static disorder. With a further decrease of θ the kinetics starts actually to depart from its quasi-static limit (see the dotted line for $\theta = 0.001$ in Fig. 6, even if the coefficient of variation C_2 and, therefore, the mean autocorrelation time τ_d attain for this value of θ their maxima, cf. Fig. 3).

IV. SUMMARY AND CONCLUSIONS

Let us summarize the main results of this study. A simple model of rate processes with non-Markovian dynamical disorder has been investigated where non-Markovian rate fluctuations were modeled by a renewal process of the continuous time random walk type. A special attention has been paid to finding the averaged dynamics with averaging done over the *stationary* noise realizations. Such averaging corresponds to a stationary environment. For the considered class of non-Markovian processes the main result is given in Eq. (2). In the simplest case of two-state rate fluctuations it reduces to the results in Eqs. (5) and (6). All these novel results are exact. The previously known results for the case of two-state Markovian fluctuations are reproduced in the simplest particular case which corresponds to the exponentially distributed residence times in the trajectory description of the considered stochastic process. This provides a validity test for the developed theory. The general theory was applied to study two important non-Markovian models: the model incorporating a conformational diffusion within one of the macroconformations over the energetically quasi-degenerate microstates and the model assuming that one of the macroconformations consists of two subconformations only (the simplest, minimal non-Markovian model). The former model yields a power law distribution of the residence times in the corresponding macroconformation and the latter one yields a biexponential distribution of the residence times.

Within the model featuring a power law distribution, a striking paradoxical effect was revealed. Namely, the transport process can approximately be described by the quasi-static approximation notwithstanding that its rate fluctuates rapidly on the transport time scale judging from the mean residence time intervals spent by the charge transferring macro-molecule in its corresponding macroconformations. A proper explanation of this paradoxical effect is given in terms of the bursting features of the underlying non-Markovian fluctuations. This explanation was confirmed and reinforced within the latter, simplest non-Markovian model which was solved exactly and the corresponding parameter regime was found where the discussed paradoxical effect exists as well. The proper analytical criterion for its occurrence was obtained for both models in similar analytical forms, cf. Eq. (18) and Eq. (32). In the same spirit, the corresponding criterion can be found for any other model of the residence time distribution $\psi_2(\tau)$ with a finite mean residence time $\langle\tau_2\rangle$. This is so because

any such distribution (more precisely, its characteristic function, or Laplace-transform) can be written in the form of Eq. (14) with the corresponding function $g(s, \{A\})$ found, which depends on the set $\{A\}$ of the model parameters such that $g(0, \{A\}) = 1$. If there exists such a particular parameter set $\{A_0\}$ that $g(k_2, \{A_0\}) \ll 1$ for $k_2 \langle \tau_2 \rangle \ll 1$ and $k_1 \langle \tau_1 \rangle \ll 1$, then our theory predicts the occurrence of the discussed paradox of non-Markovian dynamical disorder for this particular parameter set, cf. Eq. (16) and the corresponding discussion below Eq. (16).

In practice, the paradoxical effect revealed in this work implies that if an ensemble measurement indicates that a charge transfer (or another relaxation process) takes place in an apparently quasi-static, biexponential regime this does not mean yet that we are dealing indeed with an ensemble of ET complexes “frozen” randomly in one of the two different conformations. The following situation is possible: one-half of all ET complexes is indeed “frozen” *temporally* in one of the conformations while another half (the proportions here can be different) fluctuates very rapidly between different conformations. In such a situation, the repeated measurements only done with *single* molecules can help to uncover their actual conformational dynamics. This would require but a sufficient time resolution of the measurement apparatus since otherwise the most of switching effects can be missed merging in an apparently long sojourn without resolving its actual fine structure.

In conclusion, our study reveals that the non-Markovian effects can have a profound impact on the rate processes with dynamical disorder. Their role is expected to be essential for the charge transfer processes in macromolecular complexes with an intrinsic conformational dynamics.

Acknowledgments. This work has been supported by the Deutsche Forschungsgemeinschaft via the Sonderforschungsbereich SFB-486, *Manipulation of matter on the nanoscale*, project No. A10.

APPENDIX A: A MODEL OF CONFORMATIONAL (SUB)DIFFUSION

The conformational subspace x of the state “2” is modeled by an one-dimensional box of the length L , $-L < x < 0$. The conformational diffusion within this box is assumed to be described the fractional diffusion equation (see, e.g., a review³⁶ and a popular account³⁷, as well as the further references therein). The fractional diffusion equation can be written in the form of standard continuity equation for the probability density $P(x, t)$,

$$\frac{\partial P(x, t)}{\partial t} = -\frac{\partial J(x, t)}{\partial x}, \quad (\text{A1})$$

with the probability flux $J(x, t)$ being modified due to the fractional time-derivative,

$$J(x, t) = -K_\alpha {}_0\hat{D}_t^{1-\alpha} \frac{\partial P(x, t')}{\partial x}. \quad (\text{A2})$$

In (A2), ${}_0\hat{D}_t^{1-\alpha}(\dots) = \frac{1}{\Gamma(\alpha)} \frac{\partial}{\partial t} \int_0^t \frac{(\dots) dt'}{(t-t')^{1-\alpha}}$ is the integro-differential operator of fractional derivative introduced by Riemann and Liouville^{36,37} and K_α is the fractional diffusion coefficient. For free space, $-\infty < x < \infty$, the above fractional diffusion equation describes an anomalous subdiffusion, $\langle x^2(t) \rangle \propto t^\alpha$, with the index of subdiffusion $0 < \alpha < 1$ ^{36,37}. For $\alpha = 1$, it reduces to the conventional diffusion equation. In the present case of the conformation diffusion restricted in space, the diffusional time $\tau_d := (L^2/K_\alpha)^{1/\alpha}$ becomes an important model parameter.

Furthermore, the left boundary $x = -L$ is assumed to be reflecting, $J(-L, t) = 0$, while the right boundary is radiative, $J(0, t) = LP(0, t)/\langle \tau_2 \rangle$ (here the transition into the state “1” occurs with the effective rate $\gamma_2 = \langle \tau_2 \rangle^{-1}$). Since the backward transition from the state “1” to the state “2” occurs by crossing this right boundary in the back direction, to obtain the corresponding residence time distribution $\psi_2(\tau)$ one must solve first the fractional diffusion equation with the stated boundary conditions complemented by the initial condition $P(x, 0) = \delta(x - x_0)$ with $x_0 \rightarrow 0_-$. Then, the RTD $\psi_2(\tau)$ follows as $\psi_2(\tau) = -\frac{d}{d\tau} \int_{-L}^0 P(x, \tau) dx$. This task has been accomplished in Ref.³⁴ using the Laplace-transform method. The result is given in Eq. (14). An analogous problem in the case of normal diffusion was solved in Ref.³².

The used here continuous diffusion model has been derived in Ref.³⁴ from a CTRW generalization of the discrete state diffusion model originally proposed by Millhauser, Salpeter, and Oswald³⁸ to explain some features of the conformational gating dynamics of biological

ion channels. It can serve, however, to model the conformational diffusion in other proteins as well.

APPENDIX B: POLYNOMIAL COEFFICIENTS AND THE RATES Γ_i

In this Appendix, the exact solution of the model of subsection III C is presented. Namely, the polynomial coefficients in Eq. (28) are:

$$a_1 = k_2 + \frac{k_1 \langle \tau_2 \rangle + k_2 \langle \tau_1 \rangle}{\langle \tau_1 \rangle + \langle \tau_2 \rangle} + \frac{1}{\langle \tau_1 \rangle} + \frac{1}{\langle \tau_2 \rangle} + \frac{1}{\langle \tau_2 \rangle} f_1(\theta, \zeta), \quad (\text{B1})$$

$$a_0 = k_2 \left(\frac{k_1 \langle \tau_2 \rangle + k_2 \langle \tau_1 \rangle}{\langle \tau_1 \rangle + \langle \tau_2 \rangle} + \frac{1}{\langle \tau_1 \rangle} + \frac{1}{\langle \tau_2 \rangle} \right) + \frac{1}{\langle \tau_2 \rangle} \frac{k_1 \langle \tau_2 \rangle + k_2 \langle \tau_1 \rangle}{\langle \tau_1 \rangle + \langle \tau_2 \rangle} f_1(\theta, \zeta) + \frac{1}{\langle \tau_2 \rangle} \left(\frac{1}{\langle \tau_1 \rangle} + \frac{1}{\langle \tau_2 \rangle} \right) f_2(\theta, \zeta), \quad (\text{B2})$$

$$b_2 = 2k_2 + k_1 + \frac{1}{\langle \tau_1 \rangle} + \frac{1}{\langle \tau_2 \rangle} + \frac{1}{\langle \tau_2 \rangle} f_1(\theta, \zeta), \quad (\text{B3})$$

$$b_1 = k_2^2 + 2k_2 \left(k_1 + \frac{1}{\langle \tau_1 \rangle} \right) + \frac{1}{\langle \tau_2 \rangle} (k_1 + k_2) (1 + f_1(\theta, \zeta)) + \frac{1}{\langle \tau_2 \rangle} \left(\frac{1}{\langle \tau_1 \rangle} + \frac{1}{\langle \tau_2 \rangle} \right) f_2(\theta, \zeta), \quad (\text{B4})$$

$$b_0 = k_2^2 \left(k_1 + \frac{1}{\langle \tau_1 \rangle} \right) + \frac{1}{\langle \tau_2 \rangle} k_1 k_2 (1 + f_1(\theta, \zeta)) + \frac{1}{\langle \tau_2 \rangle} \left(\frac{k_2}{\langle \tau_1 \rangle} + \frac{k_1}{\langle \tau_2 \rangle} \right) f_2(\theta, \zeta). \quad (\text{B5})$$

In Eqs. (B1)-(B), two auxiliary functions,

$$f_1(\theta, \zeta) = (1 - \theta)\zeta + \frac{\theta}{\zeta},$$

$$f_2(\theta, \zeta) = \left((1 - \theta)\sqrt{\zeta} + \frac{\theta}{\sqrt{\zeta}} \right)^2, \quad (\text{B6})$$

are introduced. Furthermore, $\zeta := \alpha_1/\alpha_2$ is the ratio of two “on”-rates, corresponding to the two subconformations within the macroconformation “2” and the mean residence time $\langle \tau_2 \rangle$ is given in Eq. (24).

The rates Γ_i in Eq. (29) are given by the roots (with the change of the sign) of the cubic equation which is obtained by setting the denominator in Eq. (28) equal to zero. These

rates read explicitly, by use of the well-known trigonometric solution of the cubic equation²⁶:

$$\Gamma_1 = \frac{1}{3}b_2 - 2\sqrt{Q} \cos\left(\frac{\eta}{3}\right), \quad (\text{B7})$$

$$\Gamma_2 = \frac{1}{3}b_2 - 2\sqrt{Q} \cos\left(\frac{\eta + 2\pi}{3}\right), \quad (\text{B8})$$

$$\Gamma_3 = \frac{1}{3}b_2 - 2\sqrt{Q} \cos\left(\frac{\eta + 4\pi}{3}\right), \quad (\text{B9})$$

where

$$\eta = \arccos\left(-\frac{R}{Q^{3/2}}\right), \quad (\text{B10})$$

$$Q = (b_2/3)^2 - b_1/3, \quad (\text{B11})$$

$$R = (b_2/3)^3 - b_2b_1/6 + b_0/2, \quad (\text{B12})$$

and one assumes $Q > 0$ and $|R| < Q^{3/2}$.

* goychuk@physik.uni-augsburg.de, goychuk@mailaps.org; on leave from Bogolyubov Institute for Theoretical Physics, Kiev, Ukraine

- ¹ R. Zwanzig, Acc. Chem. Res. **23**, 148 (1990).
- ² *Electron Transfer: From Isolated Molecules to Biomolecules*, edited by J. Jortner and M. Bixon, Adv. Chem. Phys. **106** (Part I), **107** (Part II) (1999).
- ³ V. May and O. Kühn, *Charge and Energy Transfer Dynamics in Molecular Systems: a Theoretical Introduction* (Wiley-VCH, Weinheim, 2000).
- ⁴ N. Agmon and J. J. Hopfield, J. Chem. Phys. **78**, 6947 (1983).
- ⁵ H. Sumi and R. A. Marcus, J. Chem. Phys. **84**, 4894 (1986); K. V. Shaitan and A. B. Rubin, Biofizika **27**, 386 (1982)(in Russian); B. Cartling, J. Chem. Phys. **83**, 5231 (1985); B. Bagchi, G. R. Fleming and D. W. Oxtoby, J. Chem. Phys. **78**, 7375 (1983).
- ⁶ H. A. Kramers, Physica (Amsterdam) **7**, 284 (1940).
- ⁷ P. Hänggi, P. Talkner and M. Borkovec, Rev. Mod. Phys. **62**, 251 (1990).
- ⁸ B. M. Hoffman and M.A. Ratner, J. Am. Chem. Soc. **109**, 6237 (1987).
- ⁹ J. H. Gehlen, M. Marchi and D. Chandler, Science **263**, 499 (1994).
- ¹⁰ M. S. Graige, G. Feher and M. Y. Okamura, Proc. Natl. Acad. Sci. USA **95**, 11679 (1998).
- ¹¹ I. A. Goychuk, E.G. Petrov and V. May, J. Chem. Phys. **103**, 4937 (1995); I. A. Goychuk, E.G. Petrov and V. May, Phys. Rev. E **52**, 2392 (1995).

- ¹² H. Frauenfelder, S. G. Sligar and P. G. Wolynes, *Science* **254**, 1598 (1991).
- ¹³ R. Metzler, J. Klafter and J. Jortner, *Proc. Natl. Acad. Sci. USA* **96**, 11085 (1999).
- ¹⁴ J. Wang and P. Wolynes, *Phys. Rev. Lett.* **74**, 4317 (1995).
- ¹⁵ G. K. Schenter, H. P. Lu and X. S. Xie, *J. Phys. Chem. A* **103**, 10477 (1999); X. S. Xie, *J. Chem. Phys.* **117**, 11024 (2002).
- ¹⁶ A. M. Berezhkovskii, A. Szabo and G. H. Weiss, *J. Chem. Phys.* **110**, 9145 (1999).
- ¹⁷ D.R. Cox, *Renewal Theory* (Methuen, London, 1962).
- ¹⁸ E. W. Montroll and G. H. Weiss, *J. Math. Phys.* **6**, 167 (1965).
- ¹⁹ B.D. Hughes, *Random Walks and Random Environments*, Volume 1: Random Walks (Clarendon Press, Oxford, 1995).
- ²⁰ N.G. van Kampen, *Physica A* **96**, 435 (1979).
- ²¹ P. Chvosta and P. Reineker, *Physica A* **268**, 103 (1999).
- ²² J.K.E. Tunaley, *Phys. Rev. Lett.* **33**, 1037 (1974).
- ²³ A. I. Burshtein, A. A. Zharikov, S. I. Temkin, *Theor. Math. Phys.* **66**, 166 (1986).
- ²⁴ I. Goychuk, *Phys. Rev. E* **70**, 016109 (2004).
- ²⁵ R. Kubo, in *Fluctuation, Relaxation, and Resonance in Magnetic Systems*, edited by D. ter Haar (Oliver and Boyd, Edinburgh, 1962).
- ²⁶ G. A. Korn and T. M. Korn, *Mathematical Handbook for Scientists and Engineers* (Dover, New York, 2000).
- ²⁷ H. Stehfest, *Comm. ACM* **13**, 47 (1970); *Comm. ACM* **13**, 624 (1970).
- ²⁸ P. P. Valko and S. Vajda, *Inverse Problems in Engineering* **10**, 467 (2002).
- ²⁹ Y. Jung, E. Barkai, and R. J. Silbey, *Chem. Phys.* **284**, 181 (2002).
- ³⁰ N. G. van Kampen, *Stochastic Processes in Physics and Chemistry*, Revised and enlarged edition (North-Holland, Amsterdam, 1992).
- ³¹ J. A. McCammon and S. N. Northrup, *Nature* **239**, 316 (1981); A. Szabo, D. Shoup, S. N. Northrup and J. A. McCammon, *J. Chem. Phys.* **77**, 4484 (1982).
- ³² I. Goychuk and P. Hänggi, *Proc. Natl. Acad. Sci. USA* **99**, 3552 (2002).
- ³³ I. Goychuk and P. Hänggi, *Phys. Rev. Lett.* **91** 070601 (2003); I. Goychuk and P. Hänggi, *Phys. Rev. E* **69**, 021104 (2004)
- ³⁴ I. Goychuk and P. Hänggi, *Phys. Rev. E* **70** 051915 (2004).
- ³⁵ R. L. Stratonovich, *Topics in the Theory of Random Noise I* (Gordon and Breach, New York,

1963), p. 176.

- ³⁶ R. Metzler and J. Klafter, Phys. Rep. **339**, 1 (2000).
- ³⁷ I. M. Sokolov, J. Klafter and A. Blumen, Physics Today **55** (11), 48 (2002).
- ³⁸ G. L. Millhauser, E. E. Salpeter, R. E. Oswald, Proc. Natl. Acad. Sci. USA **85**, 1503 (1988).
- ³⁹ W.H. Press, B.P. Flannery, S.A. Teukolsky, and W.T. Vetterling, *Numerical Recipes in Fortran: The Art of Scientific Computing*, 2nd ed. (Cambridge University Press, Cambridge, 1992).
- ⁴⁰ D.T. Gillespie, J. Phys. Chem. **81**, 2341 (1977).

FIG. 1: A sample trajectory of the considered non-Markovian process. When the ET complex is prepared in the excited donor state D^* at $t_0 = 0$, the initial conformation j (here $j = 1$) was already occupied before t_0 for some unknown time τ_j^* . The conditioning on and the averaging over τ_j^* yield generally a different RTD $\psi_j^{(1)}(\tau)$ of the first sojourn in the corresponding initial conformation. For the strictly exponential $\psi_j(\tau)$ only (Markovian case), $\psi_j^{(1)}(\tau) = \psi_j(\tau)$.

FIG. 2: The stochastically averaged decay of the donor population $\langle p_D(t) \rangle_{st}$ is plotted versus the time t (in arbitrary units) for several different values of the conformational diffusion time τ_d . An increase of τ_d (from bottom to top) causes transition from the single-exponential ET regime of fast modulation (solid bold line, $\tau_d = 0$) to a non-exponential ET regime of the quasi-static disorder (dashed bold line). The mean residence times in the conformations corresponding to the rate $k_1 = 1$ and the rate $k_2 = 0.1$ are $\langle \tau_1 \rangle = 0.1$ and $\langle \tau_2 \rangle = 0.1$, respectively.

FIG. 3: The coefficient of variation C_2 of the biexponential residence time distribution (23) is plotted versus θ for different ratios $\zeta = \alpha_1/\alpha_2$ of the rate constants α_1 and α_2 . The dotted line corresponds to the approximation in Eq. (26).

FIG. 4: The criterion function $g(z, \theta, \zeta)$ in Eq. (31) is plotted versus θ for different ratios $\zeta = \alpha_1/\alpha_2$ and for the fixed value $z = 0.04$.

FIG. 5: Sample trajectories of the two-state ET rate fluctuations: (a)-(c) and (e) corresponds to non-Markovian rate fluctuations with the single exponential distribution of the residence times in the state “1” with MRT $\langle \tau_1 \rangle = 0.2$ and with the biexponential distribution (23) of the residence times in the state “2” with MRT $\langle \tau_2 \rangle = 0.2$; $\zeta = 0.001$ and $\theta = 0.01$ (in (a) and (b)) versus $\theta = 0.5$ in (c) and (e). In (d) and (f) a sample realization of the Markovian process with the same MRTs is depicted on two different time scales.

FIG. 6: The stochastically averaged decay of the donor population $\langle p_D(t) \rangle_{st}$ is plotted versus the time t (in arbitrary units) for the simplest non-Markovian model with the biexponential distribution (23). The solid bold line corresponds to the ET regime of fast modulation and the dashed bold line corresponds to the regime of quasi-static disorder. The actual ET kinetics lies in between these two limits. The following parameters are used in calculations: $k_1 = 1$, $k_2 = 0.2$ and $\langle \tau_1 \rangle = \langle \tau_2 \rangle = 0.2$, $\zeta = 0.001$. For $\theta = 0.01$ the ET kinetics is more close to the regime of quasi-static disorder and for $\theta = 0.5$ the ET kinetics is more close to the fast modulation regime.

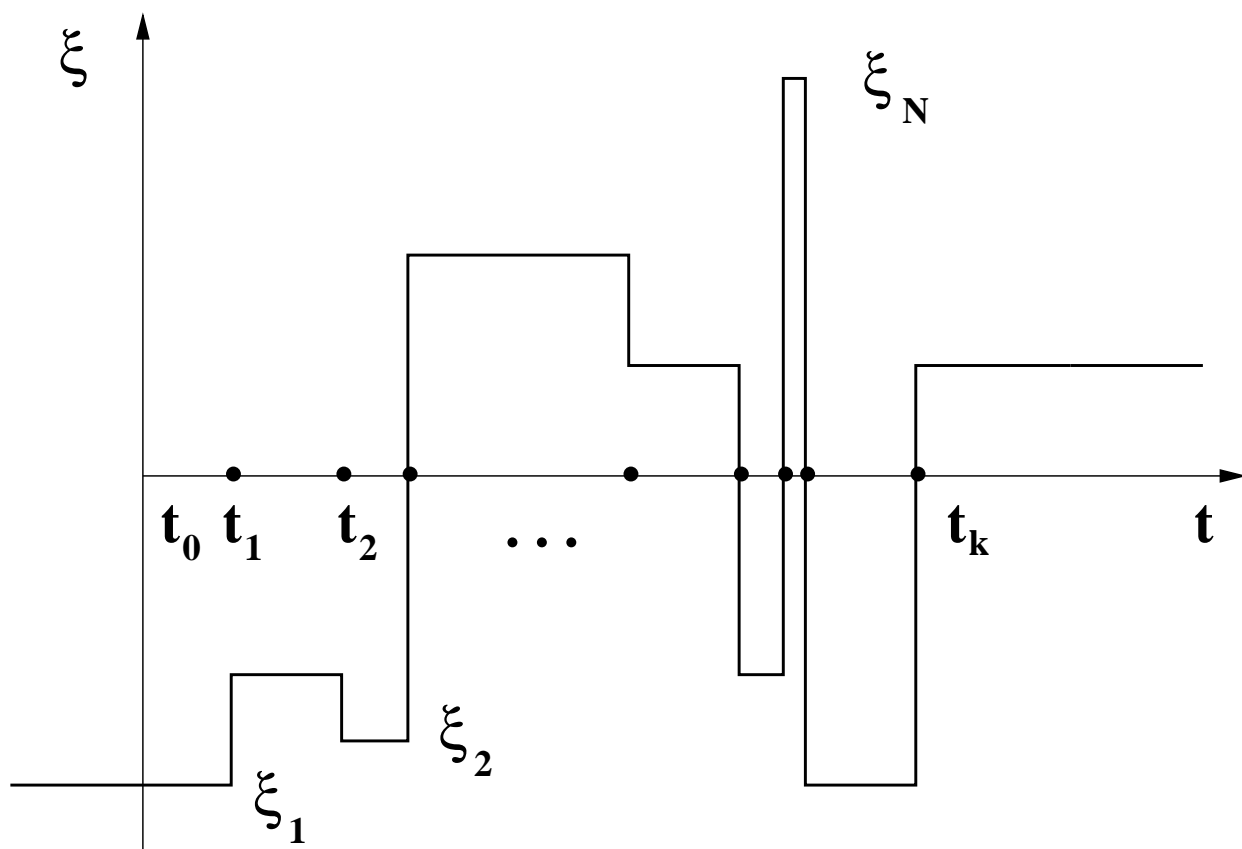


FIG. 1

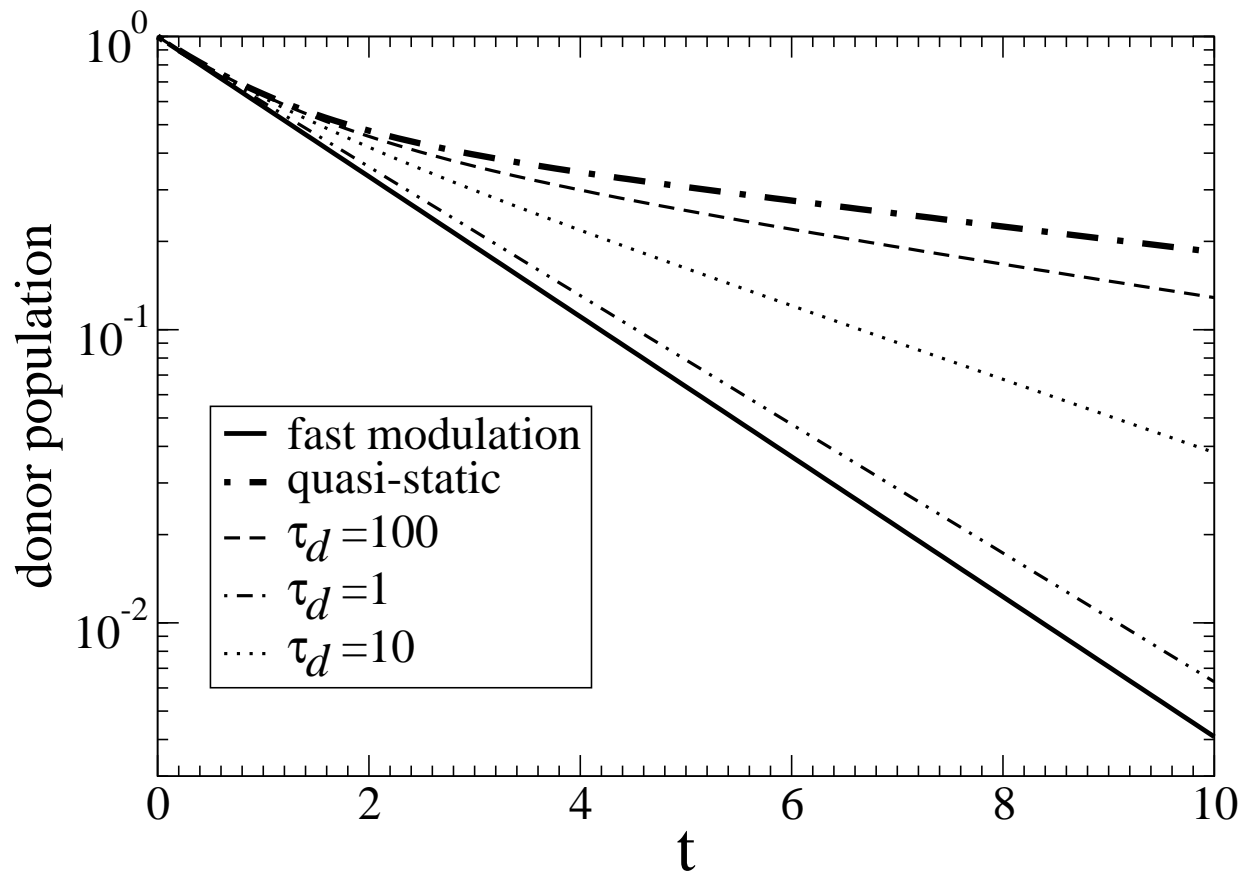


FIG. 2

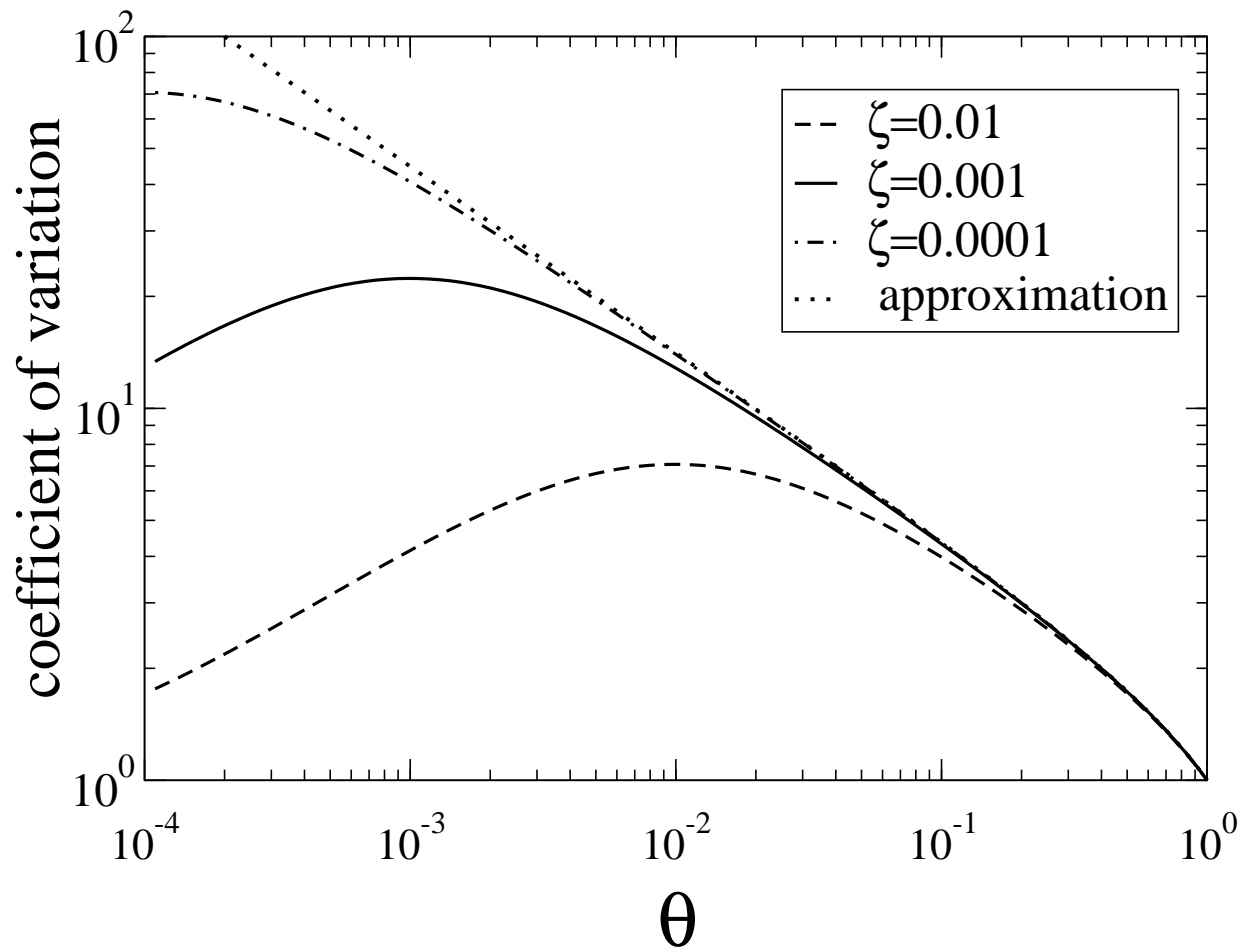


FIG. 3

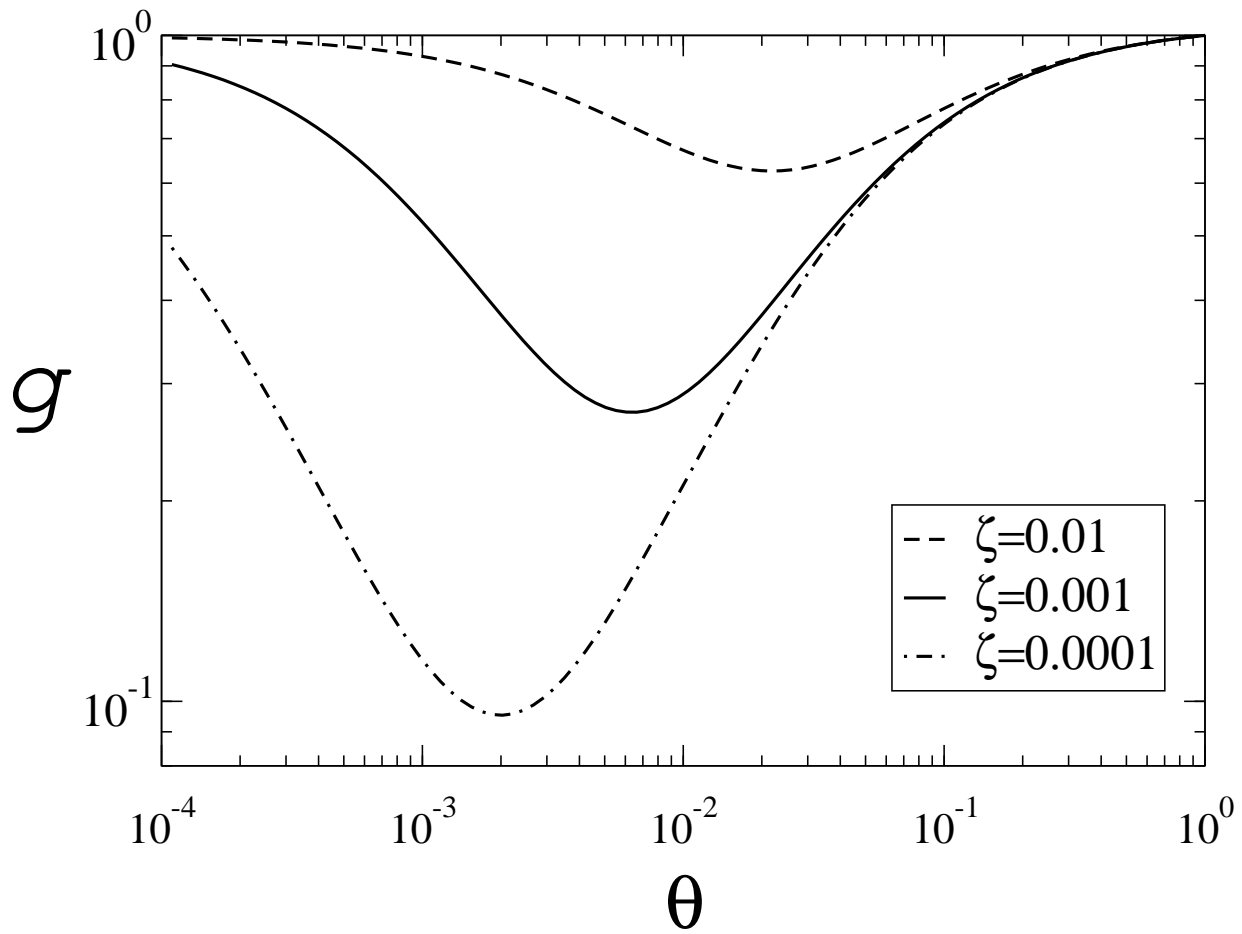


FIG. 4

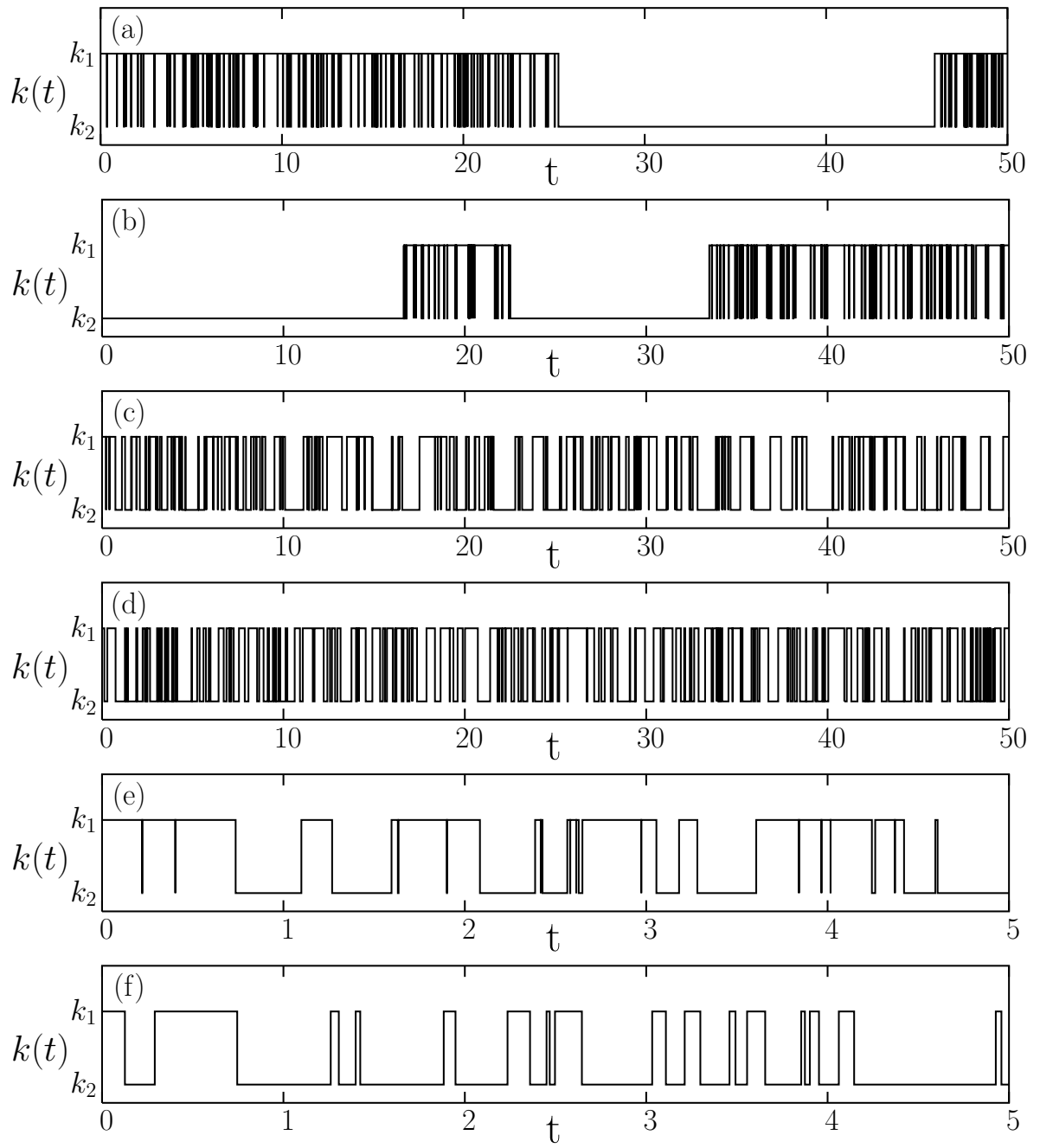


FIG. 5

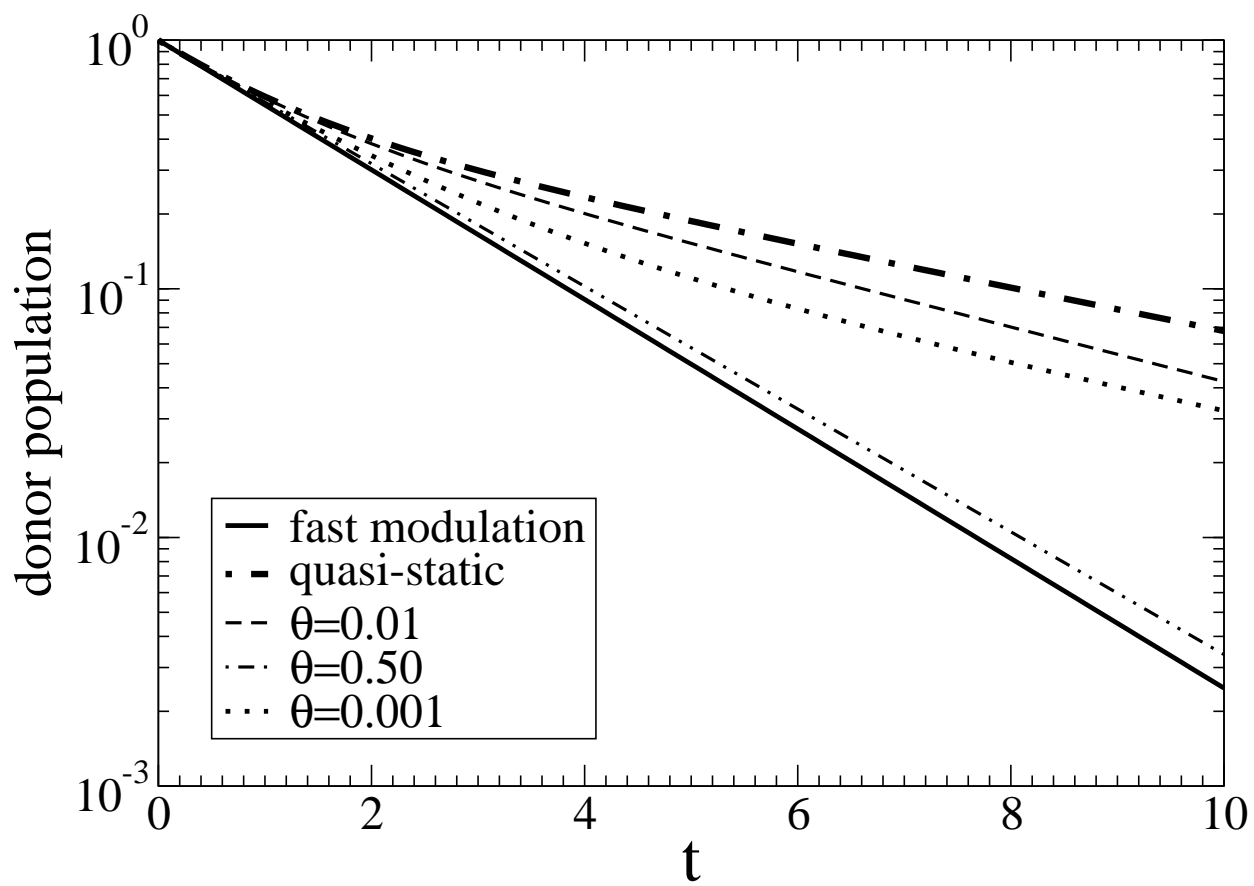


FIG. 6