

# Sensitivity and back-action in charge qubit measurements by a strongly coupled single-electron transistor

Neil P. Oxtoby,\* H. M. Wiseman,<sup>†</sup> and He-Bi Sun

*Centre for Quantum Computer Technology, Centre for Quantum Dynamics,  
School of Science, Griffith University, Brisbane 4111, Australia*

(Dated: Submitted December 23, 2005.)

Most previous models for charge-qubit monitoring (continuous-in-time weak measurement) by a single-electron transistor (SET) in the sequential-tunneling mode have focussed on the limit of weak SET-qubit coupling. We show that commonly used master equations for this régime are not of the Lindblad form, and hence can result in non-physical results. Motivated by this problem, we consider the régime of strong SET-qubit coupling (relative to the SET tunneling rates). This allows the derivation of a Lindblad form master equation, and a corresponding quantum trajectory model for continuous measurement of the charge qubit by a SET. We present an analysis of the quality of the qubit measurement in this model. Typically, the strong coupling when the SET island is occupied causes back-action on the qubit beyond the quantum back-action necessary for its sensitivity, and hence the conditioned qubit state is mixed. However, in one strongly coupled, asymmetric régime, the SET can approach the limit of an ideal detector, with an almost pure conditioned state. We also quantify the quality of the SET using more traditional concepts such as the measurement time and decoherence time, which we have generalized so as to treat the strongly responding régime.

PACS numbers: 73.23.Hk, 03.67.Lx

## I. INTRODUCTION

The single-electron transistor<sup>1,2</sup> (SET) has been suggested<sup>3,4</sup> as a device to measure the state of charge qubits, one proposal for the fundamental elements of a quantum computer.<sup>5</sup> In solid-state systems it is well known that realistic measurement devices such as the SET and quantum point contact<sup>6</sup> (QPC) do not perform instantaneous measurements. Rather, it is necessary to treat the measurement as a sequence of weak measurements, resulting in a continuous process in time.

During such a weak measurement, the conditioned qubit state is gradually projected into an eigenstate in the measurement basis. Here the conditioned state is one that an experimenter would calculate knowing the output of the detector. On average (that is, ignoring this information) the effect of the measurement is simply to decohere (that is, remove the coherences of) the qubit in the measurement basis. This quantum back-action is unavoidable because the coherences between the eigenstates (which indicate that the qubit is in a superposition of these eigenstates) must vanish for one or the other eigenstate to be realized. For an ideal<sup>7</sup> or quantum-limited<sup>8</sup> detector, the decoherence is equal to the minimum back-action allowed by quantum mechanics, given the information obtained from the detector. Consequently, a qubit state conditioned upon the output of an ideal detector would, if it began pure, remain pure. This is the case for the usual model of the QPC.<sup>7,9,10</sup>

In this paper we maintain the purity of the conditioned state as the ultimate quantifier of the quality of the measurement. However, it has been common to use a different quantifier, namely a comparison between the decoherence rate  $\Gamma_d$  and the measurement rate  $\tau_m^{-1}$ . These are the characteristic rates (it is assumed that there is only

one characteristic rate) of the decoherence and the measurement (gradual projection) processes discussed above. For so-called<sup>7</sup> “weakly responding” (also called linear response) detectors, the ratio of these rates is limited by<sup>4</sup>

$$\Gamma_d \tau_m \geq \frac{1}{2}, \quad (1)$$

with equality implying an ideal detector. In this paper we show that, in general, the detector quality cannot be captured by such a simple ratio, which is sometimes referred to as the detector efficiency.<sup>11</sup> For example, for a QPC it is easy to verify that  $\Gamma_d \tau_m$  varies between 1 (in the strong-response limit) and 1/2 (in the weak-response limit). This is discussed in Appendix A.

To date, theoretical treatments<sup>3,12,13,14,15,16</sup> of charge-qubit continuous measurements by SETs operating in the sequential-tunneling mode have focussed on the weakly coupled detector.<sup>40</sup> This is where the interaction between qubit and detector is small compared to the detector tunneling rates.<sup>41</sup> This is done because it is the easiest régime to realise experimentally, and also for theoretical convenience in that it allows a master equation to be derived from a microscopic model using perturbation theory. A weakly coupled detector is also necessarily a “weakly responding”<sup>7</sup> detector, where the part of the detector’s output that depends on the qubit state is small compared to the average part. We will quantify both of these assumptions later.

In this paper we show that the master equations derived for the weakly coupled SET in Refs. 3, 12, 14, 15, and 16 are not of the Lindblad<sup>17</sup> form, and so can produce non-physical states. Some doubt must therefore be attached to the physical conclusions drawn from analysis of such equations for the unconditioned state, as well

as those from the corresponding equations for the conditioned state.<sup>16</sup> Motivated by this, we present an alternate master equation that *is* of the Lindblad form, and also the associated equation for the conditioned state, known as a *quantum trajectory equation*<sup>18,19,20</sup> or *quantum filtering equation*.<sup>21,22</sup> To derive equations of the form we consider requires assuming strong SET-qubit coupling, as we will discuss.

Using our model we show that the strongly coupled SET can, in the limit of strong response, approach the quantum limit of efficiency for a charge qubit measurement given by Eq. (1). It also approaches the limit of an ideal detector where the purity of the qubit state is preserved in a conditional measurement. This is in direct contrast to the weakly coupled, weakly responding SET of previous treatments, which is widely believed<sup>3,12,13,14,23</sup> to be a highly inefficient ( $\Gamma_d \tau_m \gg 1$ ) quantum detector in the sequential tunneling mode.<sup>42</sup>

The paper is organized as follows. The next section contains a brief discussion of the SET and charge qubit system. In Sec. III we discuss previous work for the weakly coupled SET and show that the master equation in this case<sup>3</sup> is not of the Lindblad form. Following this we present new general definitions for the decoherence and measurement times in Sec. IV that are valid for arbitrary coupling strength. In Sec. V we present our quantum trajectory model that corresponds to a strongly coupled SET. In the same section, we present quantitative analyses of our master equations, focussing on comparing sensitivity and back-action in the charge qubit measurement. The paper is concluded in Sec. VI.

## II. SYSTEM

In this section we briefly present a quite general model for a SET monitoring a charge qubit. For specificity, we consider the double quantum dot (DQD) charge qubit,<sup>24</sup> but expect the results to hold for other realizations of a charge qubit. A schematic of the DQD-SET system is shown in Fig. 1. We discuss this figure below.

For measurement purposes, sequential tunneling processes are the most important as they yield the largest SET currents.<sup>25</sup> Thus, we assume that the dominant form of transport through the SET is sequential tunneling, with higher-order processes such as cotunneling exponentially suppressed. In this régime the so-called orthodox theory<sup>1,26</sup> applies. This requires the SET tunnel junction resistances to be greater than the resistance quantum  $h/e^2 \approx 26\text{k}\Omega$ ,<sup>4,27</sup> and the SET to be biased ‘near’ a charge degeneracy point.<sup>25</sup> Higher-order processes become more important away from a charge degeneracy point (see Fig. 2), where sequential tunneling events become less energetically favorable. There is a subtlety here for the strongly responding SET that we discuss when we introduce our model in Sec. V. For low temperature  $k_B T$  and not-too-high bias voltage  $eV = \mu_L - \mu_R$  (relative to the SET island charging energy  $E_C = e^2/2C$ , where  $C$  is

the island’s total capacitance), the SET island has only two possible charge configurations,  $m = 0$  and  $m = 1$ . With these conditions satisfied, the gate voltage (which is modified by the qubit electron) controls the amount of current flow through the SET. This is what enables the SET to measure the qubit state. For convenience, we assume that electron transport occurs only in the source-drain direction due to the finite SET bias voltage  $eV$  (see Fig. 1).

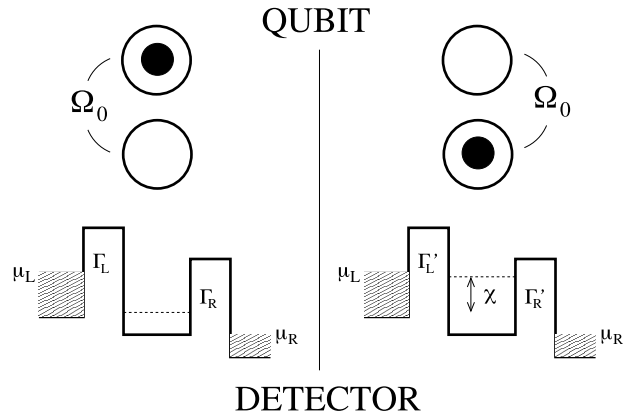


FIG. 1: Schematic of a double quantum dot (DQD) qubit and coupled SET. A single excess electron is shared by the DQDs. When the near (far) QD is occupied, the electron tunneling rates through the SET junctions  $j = L, R$  are denoted  $\Gamma'_j$  ( $\Gamma_j$ ). The charging energy of the SET island is increased by  $\chi$  ( $\hbar = 1$ ) when the near QD is occupied.

The SET source and drain leads (reservoirs) are biased to Fermi levels  $\mu_L$  and  $\mu_R$ , respectively. Associated with each of the qubit states is a tunneling process onto, and a tunneling process off, the SET island. These processes occur at rates denoted  $\Gamma_L, \Gamma'_L$  (source to island) and  $\Gamma_R, \Gamma'_R$  (island to drain). A dash indicates that the qubit electron is localized in the nearby QD, which we refer to as the ‘target’.<sup>28</sup> The average current through the SET is  $I' = e\Gamma'_L\Gamma'_R/(\Gamma'_L + \Gamma'_R)$  when the target dot is occupied, and  $I = e\Gamma_L\Gamma_R/(\Gamma_L + \Gamma_R)$  when the target dot is unoccupied. For later convenience, we now define the averages  $\bar{\Gamma}_{L,R} \equiv (\Gamma'_{L,R} + \Gamma_{L,R})/2$  and differences  $\Delta\Gamma_{L,R} \equiv \Gamma'_{L,R} - \Gamma_{L,R}$ .

The Hamiltonian for a charge qubit with energy asymmetry  $\varepsilon$  and tunnel-coupling strength  $\Omega_0$  (see Fig. 1) is  $\hat{H}_{qb} = (\varepsilon\hat{\sigma}_z + \Omega_0\hat{\sigma}_x)/2$ , where  $\hat{\sigma}_{x,z}$  are Pauli matrices. We choose units such that  $\hbar = 1$ . For  $\varepsilon = 0$  (which we assume throughout), and in the absence of measurement, the qubit electron tunnels between the DQDs coherently (that is, existing in superpositions of the two localized states within the dots). When both the SET island and target dot are occupied, the system energy increases by the mutual charging energy,  $\chi$ . This is described by the interaction Hamiltonian  $\hat{H}_{int} = \chi\hat{m} \otimes \hat{n}$ , where  $\hat{m}$  and  $\hat{n} \equiv (\hat{\sigma}_z + 1)/2$  are the respective occupation number operators of the SET island and target dot. For simplicity we do not show the Hamiltonians for the source

and drain leads, since we trace the leads out of the total state matrix in order to consider only the SET and qubit. The Hamiltonian for the SET-DQD system (in the charge basis) is

$$\hat{H} = \hat{1} \otimes \hat{H}_{\text{qb}} + \hat{H}_{\text{int}} , \quad (2)$$

where  $\hat{1}$  is the  $2 \times 2$  identity matrix. It is simple to diagonalize the qubit Hamiltonian to find the computational/logical basis.<sup>3</sup> However, we are interested in the measurement process which, for the purposes of this paper, is performed in the charge basis.

### III. PREVIOUS WORK – WEAKLY COUPLED SET

In this section we present previous work on the weakly coupled SET. We demonstrate that the master equation of Ref. 3 (and those of Refs. 12, and 14,15,16 since they are equivalent) can produce non-physical results. First, we clarify the weak-coupling and weak-response assumptions.

Qualitatively, a weakly *responding* detector is one in which the part of the detector's output that depends on the qubit state is small compared to the average part. Korotkov<sup>7,13,29</sup> expresses this quantitatively in terms of the current output as

$$|\Delta I| \ll \bar{I}, \quad (3)$$

where  $\Delta I \equiv I - I'$  and  $\bar{I} \equiv (I' + I)/2$ . Note that  $|\Delta I| \leq 2\bar{I}$ , so that strong response is  $|\Delta I| \lesssim 2\bar{I}$ .

The strength of the SET-qubit *coupling* is quantified by  $\chi$  (see Sec. II). The weak coupling assumption in Refs. 3, 12, 14 and 15 is

$$\chi \ll \bar{\Gamma}_L + \bar{\Gamma}_R. \quad (4)$$

This assumption was made “for definiteness”,<sup>14</sup> the main simplification being that the SET island charge fluctuation spectrum is ‘white’ over a broad range of frequencies. Since it is  $\chi$  that modifies the SET tunneling rates,<sup>3,12,13,14,15</sup> weak coupling implies weak response. However, a strongly coupled detector can have both strong and weak response.

#### A. Unconditional master equation

The unconditional (or nonselective, or ensemble average) master equation for the weakly coupled SET of Ref. 3 is obtained by averaging over the measurement record (the number of electrons that have tunneled through the SET). This is achieved by setting  $k = 0$  in equations (20)–(27) of that paper. To perform a quantitative analysis of these equations, it is imagined that the Josephson coupling energy can be “turned off” during the measurement (the equivalent Hamiltonian parameter from Sec.

II is  $\Omega_0$ ). The resulting unconditional master equation [equations (31) and (35) of that paper] can be written as (using mostly our notations for clarity)

$$\dot{\rho}_{11}^0 = -\Gamma'_L \rho_{11}^0 + \Gamma'_R \rho_{11}^1, \quad (5a)$$

$$\dot{\rho}_{22}^0 = -\Gamma_L \rho_{22}^0 + \Gamma_R \rho_{22}^1, \quad (5b)$$

$$\dot{\rho}_{12}^0 = i\varepsilon \rho_{12}^0 - \bar{\Gamma}_L \rho_{12}^0 + \bar{\Gamma}_R \rho_{12}^1, \quad (5c)$$

$$\dot{\rho}_{11}^1 = \Gamma'_L \rho_{11}^0 - \Gamma'_R \rho_{11}^1, \quad (6a)$$

$$\dot{\rho}_{22}^1 = \Gamma_L \rho_{22}^0 - \Gamma_R \rho_{22}^1, \quad (6b)$$

$$\dot{\rho}_{12}^1 = i(\varepsilon + \chi) \rho_{12}^1 - \bar{\Gamma}_R \rho_{12}^1 + \bar{\Gamma}_L \rho_{12}^0. \quad (6c)$$

Here  $\rho_{ij}$  is the element in the  $i$ th row and  $j$ th column of the qubit state matrix. The superscripts denote  $m = 0, 1$ , the occupation number of the relevant SET island level.

We now demonstrate that Eqs. (5) and (6) can produce a non-positive, and therefore non-physical, qubit state matrix. We begin by noting that the following inequality is satisfied by all positive  $2 \times 2$  matrices.

$$\rho_{11}\rho_{22} \geq |\rho_{12}|^2. \quad (7)$$

Now consider the short-time solution for  $\rho^0$  [Eqs. (5)] when the SET is initially occupied ( $\rho^0 = 0$  at  $t = 0$ ) and the qubit is in the following superposition state:  $\rho_{11}^1 = \rho_{22}^1 = \rho_{12}^1 = \frac{1}{2}$ . After an infinitesimally short time  $\delta t$ , we have

$$\begin{aligned} \rho_{11}^0 &\approx \frac{1}{2} \Gamma'_R \delta t, \\ \rho_{22}^0 &\approx \frac{1}{2} \Gamma_R \delta t, \\ \rho_{12}^0 &\approx \frac{1}{2} \bar{\Gamma}_R \delta t. \end{aligned} \quad (8)$$

Substituting these into Eq. (7), canceling factors of  $(\delta t)^2/4$  on both sides, and rearranging gives

$$|\Delta \Gamma_R|^2 \leq 0, \quad (9)$$

which is false for all values of  $\Gamma'_R \neq \Gamma_R$ . The case of  $\Gamma'_R = \Gamma_R$  corresponds to there being *no response* from the SET for a change in the qubit state, i.e. they are decoupled and no measurement is being performed.<sup>43</sup> The result (9) shows that the inequality (7) is not satisfied, positivity is not preserved, and the master equation of Ref. 3 is not of the Lindblad<sup>17</sup> form. This statement also applies to the equivalent master equations presented in Refs. 12, and 14,15,16.<sup>44</sup>

#### B. Sensitivity and back-action for weak coupling

The quality of the measurement (sometimes referred to as the efficiency) for the weakly coupled SET models of Refs. 3, 12, and 14 is quantified by comparing the measurement time (sensitivity) and the decoherence time (back-action).

In Refs. 3, 12, 14, and 15, the decoherence and measurement times are found by analyzing the master equation for weak mixing ( $\Omega_0$  small), where it decouples into smaller sets of equations. Analyzing the unconditional equations for the off-diagonal elements of  $\rho$  in the weak coupling limit gives the decoherence time<sup>45</sup>

$$\Gamma_d^{-1} = \frac{(\bar{\Gamma}_L + \bar{\Gamma}_R)^3}{4\bar{\Gamma}_L\bar{\Gamma}_R E_{\text{int}}^2}, \quad (10)$$

where the interaction energy  $2E_{\text{int}}$  corresponds to  $\chi$  in our notation.

They define the measurement time, which they notate as  $t_{\text{ms}}$ , as follows. Keeping track of the number of electrons  $N_R(t)$  that have tunneled into the drain during the measurement process allows tracking of the dynamics of the probability distribution for this number,  $P(N_R, t)$ . In the weakly responding limit,  $N_R$  is a Gaussian variable. After starting the measurement as a delta function at  $N_R = 0$ ,  $P(N_R, t)$  displays two peaks (corresponding to the two qubit states) which drift linearly in time to positive values of  $N_R$  with velocities  $\Gamma \equiv I/e$  and  $\Gamma' \equiv I'/e$ , respectively. The widths of the peaks broaden due to counting statistics, growing as  $\sqrt{f\Gamma t}$  and  $\sqrt{f'\Gamma' t}$ , respectively.<sup>15</sup> In Refs. 12 and 14 these are given with an extra factor of  $\sqrt{2}$  as  $\sqrt{2f\Gamma t}$  and  $\sqrt{2f'\Gamma' t}$ . Here the Fano factors are  $f = (\Gamma_L^2 + \Gamma_R^2) / (\Gamma_L + \Gamma_R)^2$  and  $f' = (\Gamma_L'^2 + \Gamma_R'^2) / (\Gamma_L' + \Gamma_R')^2$ . The peaks emerge from the broadened distribution when the separation of the distributions is larger than their widths,  $|\Gamma - \Gamma'|t \geq (\sqrt{f\Gamma t} + \sqrt{f'\Gamma' t})$ . So, the measurement time is defined as

$$t_{\text{ms}} \equiv \left( \frac{\sqrt{f\Gamma} + \sqrt{f'\Gamma'}}{\Gamma - \Gamma'} \right)^2. \quad (11)$$

In the weak coupling régime ( $2E_{\text{int}} \ll \bar{\Gamma}_L + \bar{\Gamma}_R$ ) where this analysis is valid, the measurement time (11) is much smaller<sup>12,14</sup> than the decoherence time (10) so that  $\Gamma_d t_{\text{ms}} \gg 1$ .

#### IV. QUANTIFYING THE SENSITIVITY AND BACK-ACTION

As we have shown, the master equation in the weak coupling régime is not of the Lindblad form. A Lindblad master equation guarantees that a valid (i.e. physical) state will always be taken to another physical state during evolution. Master equations that are not of the Lindblad form can take physical states to non-physical states, as we have shown in Sec. III A. Thus, any physical conclusions drawn from analysis of a non-Lindblad master equation, such as those in Refs. 3, 12, 14, 15, and 16 should be used with extreme caution. A safer approach is to develop a theory with a Lindblad-form master equation. This can be done if we work in the régime of strong coupling, as will be explored in Sec. V.

In the strong coupling régime it is natural for the detector also to be strongly responding since, as mentioned, the coupling energy largely determines the detector's response.<sup>3,12,13,14,15</sup> The measures of back-action and sensitivity defined above,  $\Gamma_d$  and  $t_{\text{ms}}$ , are valid only in the weakly responding régime. Therefore it is necessary to use more general definitions. This section is devoted to giving general definitions for the decoherence and measurement times.

##### A. Decoherence Time

As noted above, the decoherence rate  $\Gamma_d$  has been defined as the rate at which the coherences in the qubit decay according to the unconditional master equation. For charge qubit measurements by a QPC, this description is unambiguous: there is one decay rate for the coherences which can be obtained<sup>9</sup> by inspection of the master equation. This is not the case for the SET [see Eq. (19)] because there are two unnormalized qubit state matrices, namely  $\tilde{\rho}^{(0)}$  and  $\tilde{\rho}^{(1)}$ , conditioned by the SET island state. Our master equation (20) gives a rate of decay for each of these conditional qubit coherences, neither of which *alone* accurately represents the average decoherence of the qubit since the average qubit state matrix consists of their sum (the trace of the combined SET-qubit state matrix over the SET). In Refs. 3, 12, 14, and 15, the qubit decoherence rate is defined as the slowest of these two rates under the premise that the qubit state cannot collapse any faster. This therefore represents an *over-estimate* of the quality of the measurement device.

In an effort to more precisely quantify the decoherence, we find a characteristic qubit decoherence time by borrowing from the field of quantum optics. In a typical quantum optics scenario, where the detector signal consists of absorption of photons emitted by a quantum system, the coherence of the source is defined by the Glauber coherence function.<sup>30</sup> For a two-level quantum system (such as the two-level atom) this is given in terms of the steady-state, two-time correlation function  $g(\tau) = \langle \hat{\sigma}^\dagger(\tau) \hat{\sigma}(0) \rangle_{\text{ss}}$ . Here  $\hat{\sigma} = |0\rangle\langle 1|$  is the lowering operator for the atom (in the Heisenberg picture). The expression involves the lowering operator because the detection involves absorption.

In the solid-state context where the detection does not “lower” the DQD state it is more appropriate to consider an expression that treats  $|0\rangle$  and  $|1\rangle$  symmetrically. The obvious expression is

$$g(\tau) \equiv \langle \hat{\sigma}^\dagger(\tau) \hat{\sigma}(0) \rangle_{\text{ss}} + \langle \hat{\sigma}(\tau) \hat{\sigma}^\dagger(0) \rangle_{\text{ss}}^*, \quad (12)$$

In the Schrödinger picture, this coherence function can be expressed as

$$\begin{aligned} g(\tau) &= \text{Tr} [\hat{\sigma}^\dagger \tilde{\rho}^-(\tau)] + \text{Tr} [\hat{\sigma} \tilde{\rho}^+(\tau)]^* \\ &\equiv \tilde{\rho}_{21}^-(\tau) + [\tilde{\rho}_{12}^+(\tau)]^*, \end{aligned} \quad (13)$$

where  $\tilde{\rho}(\tau) = \exp(\mathcal{L}\tau) \tilde{\rho}(0)$ ,  $\tilde{\rho}^+(0) \equiv \hat{\sigma}^\dagger \rho_{\text{ss}}$ ,  $\tilde{\rho}^-(0) \equiv \hat{\sigma} \rho_{\text{ss}}$ .



The coherence function thus defined has the property that it is normalized in the sense that  $g(0) \equiv 1$  and  $\lim_{\tau \rightarrow \infty} g(\tau) = 0$ . Therefore we can now define the decoherence time (which means the same as the coherence time) as<sup>31</sup>

$$\tau_d \equiv \int_0^\infty g(\tau) d\tau. \quad (14)$$

The decoherence rate is simply  $\Gamma_d = \tau_d^{-1}$ . For an exponentially decaying coherence it is easy to verify that  $\Gamma_d$  is the exponential decay coefficient. For example, for the QPC master equation of Ref. 10, this coherence function technique yields the same decoherence rate as the QPC models of Refs. 7, 9 and 10 — see Appendix A.

### B. Measurement Time

The definition of  $t_{ms}$  given in Sec. III B considers probability distributions, which implicitly assumes many detections (SET tunneling events) before the qubit states are distinguishable. This requires a weakly coupled detector. Further, only tunneling events off the SET are considered, but electrons which tunnel onto the SET also contain information about the qubit state.

Fundamentally, the measurement time relates to distinguishing the qubit states using information gained from the detector. This obviously involves the conditioned state of the qubit. Since the quantum trajectory equation is by definition the optimal way to process the current to get information about the qubit, it should be used to define the measurement time. Our quantum trajectory equation is given in Sec. V.

Quite generally, we can define an uncertainty function for the logical qubit state as the conditional variance in  $\hat{\sigma}_z$ :

$$V(t) = E \left[ \langle \hat{\sigma}_z^2 \rangle_c(t) - \langle \hat{\sigma}_z \rangle_c^2(t) \right] \quad (15a)$$

$$= 1 - E \left[ z_c^2(t) \right]. \quad (15b)$$

Here the subscript  $c$  denotes conditional variables,  $E[\cdot]$  denotes a classical expectation value, and  $\langle \cdot \rangle$  denotes a quantum average (we use  $z$  as short-hand for  $\langle \hat{\sigma}_z \rangle$ ). The initial state is the unconditional steady state. That is, the long-time limit of the master equation given in Sec. V, starting from a completely mixed state.

Provided that the logical state of the qubit is not disturbed by the SET, this function will have the property that  $V(0) = 1$ , and  $\lim_{\tau \rightarrow \infty} V(\tau) = 0$ . That is, we start off with no knowledge of  $\hat{\sigma}_z$  and end up with complete knowledge. Thus, in analogy with Eq. (14), it can be used to give a general definition of the measurement time as

$$\tau_m \equiv \int_0^\infty V(\tau) d\tau. \quad (16)$$

However, because  $V(t)$  arises from stochastic evolution, it is not generally possible to obtain an analytical ex-

pression for  $V(\tau)$ , unlike  $g(\tau)$ , which arises from the deterministic evolution of the master equation. If  $V(t)$  decayed exponentially, then  $\tau_m$  could be evaluated as

$$\tau_m^{-1} = - \left. \frac{dV(t)}{dt} \right|_{t=0}. \quad (17)$$

This equation (expressed differently) was first used in Ref. 28. It has the advantage that it can be evaluated analytically. (In Appendix A we report this calculation for the QPC.) As we will see later, for the SET in a wide range of parameter régimes, the exponential approximation for  $V(\tau)$  is a good one, so that Eq. (17) can be used.

### V. STRONGLY COUPLED SET

Using the quantum trajectory approach developed in quantum optics,<sup>18</sup> we describe both the conditional,<sup>7,28</sup> and better-known ensemble-averaged,<sup>9</sup> time evolution of the charge qubit state whilst undergoing continuous measurement by a SET. In order to consider the tunneling processes through the SET as *distinguishable*, that is, in order to ignore the finite widths  $\Gamma_j$  and  $\Gamma'_j$  ( $j = L, R$ ) of these tunneling processes requires<sup>32</sup>

$$\chi \gg \bar{\Gamma}_L + \bar{\Gamma}_R. \quad (18)$$

This assumption of a strongly coupled SET is critical to our ability to derive a master equation using our approach. It is interesting to note that the weakly coupled SET model of Ref. 3 (see Sec. III) contains an ensemble-average master equation very similar to ours (see below). Since the régimes are so different, this was not expected. As mentioned in Sec. II, the qubit energy asymmetry is shifted by  $\chi$  when both the SET island and the target dot are occupied. For the strongly coupled SET, this causes a large shift ( $\propto \chi$ ) in the qubit Rabi frequency ( $\Omega = \sqrt{\Omega_0^2 + \varepsilon^2}$ ). One could conceivably posit that this situation cannot be considered as measurement as it has such a large effect on the qubit state. However, because this energy shift is in the same basis as the measurement, it only affects the qubit coherence, and not the logical charge state. We analyze this below.

Note that the time to determine the qubit state (the measurement time) is related to the time it takes to distinguish between the two corresponding currents through the SET. Intuitively, larger separation between these two currents decreases the measurement time. Indeed, this leads to the prediction that the strongly *responding* SET would enable faster charge qubit measurement than its weakly responding counterpart. Qualitatively, the largest separation of these currents occurs when tunneling through the SET switches between on and off for the two qubit states. When the SET is operated near this so-called “switching point”, thermal fluctuations and higher-order processes such as cotunneling become the leading contribution to the current.<sup>3</sup> As these processes yield very small currents,<sup>25</sup> they may well be

negligible in a laboratory setting. Nevertheless, we assume that the SET conducts for *both* qubit states to ensure that higher-order processes are negligible. Figure 2 shows this assumption schematically on a hypothetical SET conductance-oscillation plot. The qubit state shifts the gate voltage by an amount that changes the SET conductance significantly, while remaining always in a conducting state.

We represent the combined state of the SET island and qubit by the composite state matrix

$$G(t) = |0\rangle\langle 0|_{\text{SET}}(t) \otimes \tilde{\rho}^{(0)}(t) + |1\rangle\langle 1|_{\text{SET}}(t) \otimes \tilde{\rho}^{(1)}(t), \quad (19)$$

where  $\rho(t) = \text{Tr}[G(t)] = \tilde{\rho}^{(0)}(t) + \tilde{\rho}^{(1)}(t)$  is the qubit state matrix, the superscript again referring to the SET island occupation ( $m = 0$  or  $1$ ), and the tilde indicating an unnormalized state. We reiterate that, although we consider the state of the SET island in a composite density matrix with the qubit, no charge superposition states exist on the SET island. We present master equations for  $G(t)$  for compactness, but could equally well present coupled master equations for the qubit states  $\tilde{\rho}^{(0)}$  and  $\tilde{\rho}^{(1)}$  as in Refs. 12 and 14,15,16, for example.

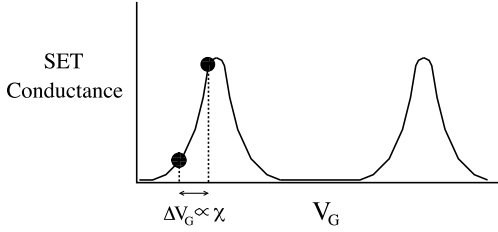


FIG. 2: Hypothetical SET conductance vs SET gate voltage. The two dots show the SET conductance corresponding to the two qubit eigenstates for the case of strong response.

### A. Unconditional master equation

The unconditional master equation for a SET coupled to a nearby quantum dot was derived in the appendix of Ref. 28 and is<sup>46</sup>

$$\begin{aligned} \dot{G} = & -i [\hat{H}, G] + \Gamma'_L \mathcal{D} [\hat{b}^\dagger \otimes \hat{n}] G + \Gamma'_R \mathcal{D} [\hat{b} \otimes \hat{n}] G \\ & + \Gamma_L \mathcal{D} [\hat{b}^\dagger \otimes (\hat{1} - \hat{n})] G + \Gamma_R \mathcal{D} [\hat{b} \otimes (\hat{1} - \hat{n})] G \\ \equiv & \mathcal{L}G, \end{aligned} \quad (20)$$

where we have omitted time arguments of  $G$  for brevity. The Lindblad superoperator  $\mathcal{D}$  in Eq. (20) represents the dissipative, irreversible part of the qubit evolution — the measurement-induced decoherence. It is defined as<sup>19</sup>

$$\mathcal{D}[\hat{x}]G \equiv \mathcal{J}[\hat{x}]G - \mathcal{A}[\hat{x}]G, \quad (21)$$

where  $\mathcal{J}[\hat{x}]G \equiv \hat{x}G\hat{x}^\dagger$ , and  $\mathcal{A}[\hat{x}]G \equiv \frac{1}{2}(\hat{x}^\dagger\hat{x}G + G\hat{x}^\dagger\hat{x})$ . Goan considered a similar looking, but crucially different,

unconditional master equation for a SET measuring the state of a superconducting single Cooper-pair box (SCB) qubit in Ref. 16 (see Appendix B).

The unconditional master equation (20) describes the system evolution when the measurement result is ignored or averaged over. For a non-disturbing measurement, we require  $\Omega_0$ , the tunnel-coupling within the qubit, to be very small. We set  $\Omega_0 = 0.01\Gamma_L$ . The numerical solution of the master equation (20) gives oscillating, decaying off-diagonal elements of the qubit state matrix. We quantify this by the coherence function  $g(\tau)$  given in Eq. (13). For SET monitoring of the qubit,  $\mathcal{L}$  acts on the qubit-plus-SET state  $G$ , so  $\rho$  must be replaced by  $G$  in the coherence function of Eq. (13). The resulting  $g(\tau)$  is shown in Fig. 3. The four subplots in Fig. 3 correspond to increasing values of SET response  $|\Delta I|/\bar{I}$ , which is bounded above by 2. The strength of the SET response was modified by varying  $\Gamma'_L$  — the slowest rate of tunneling onto the SET island. The qubit initial condition was chosen to be a pure symmetric (charge) superposition state, and the SET island was in the steady-state (found via  $\text{Tr}_{\text{qb}}[G_{\text{ss}}]$ ). The strongest SET response [in Fig. 3 (d)] corresponds to

$$0 < \Gamma'_L \ll \Gamma_L \sim \Gamma_R \sim \Gamma'_R, \quad (22)$$

where we assume that  $\Gamma'_L$  is large enough in order to ignore higher-order processes such as cotunneling.

The rapid oscillations in Fig. 3 are due to the fluctuating SET island energy (and subsequent fluctuation in the qubit energy asymmetry). Due to the strength of the SET-qubit interaction given in Eq. (18), these oscillations are very fast compared to the tunneling rates. As a consequence, even if an individual tunneling event could be detected, it would be impossible to know when it occurred with sufficient accuracy to allow the phase of the oscillation to be known. This is a direct result of the strong coupling requirement (18) for a Lindblad-type master equation. The rapid oscillations are effectively averaged over to produce the observable decoherence given by the bold line in Fig. 3. The observable state can be obtained from  $G(t)$  by projecting out the rapid coherence oscillations that occur when the SET island and qubit target dot are both occupied, which is represented by the operator  $\hat{\Pi} \equiv \hat{m} \otimes \hat{n}$ . The observable state is thus

$$G_{\text{obs}} \equiv \hat{\Pi}G\hat{\Pi} + (\hat{1} - \hat{\Pi})G(\hat{1} - \hat{\Pi}), \quad (23)$$

where the Roman font  $\hat{1} \equiv \hat{1}_{\text{SET}} \otimes \hat{1}_{\text{qb}}$ , with  $\hat{1}$  being the  $2 \times 2$  identity matrix as before. For  $\Omega_0 = 0$ , we can derive a master equation for this observable state whereby the operation performed in (23) is also performed on the master equation (20). The resulting unconditional master equation has identical structure to Eq. (20), but with the observable state  $G_{\text{obs}}$  in place of  $G$  (and  $\Omega_0$  very small).

Using the observable state (with  $\Omega_0$  very small), we obtain the following analytical expression for the *observable*

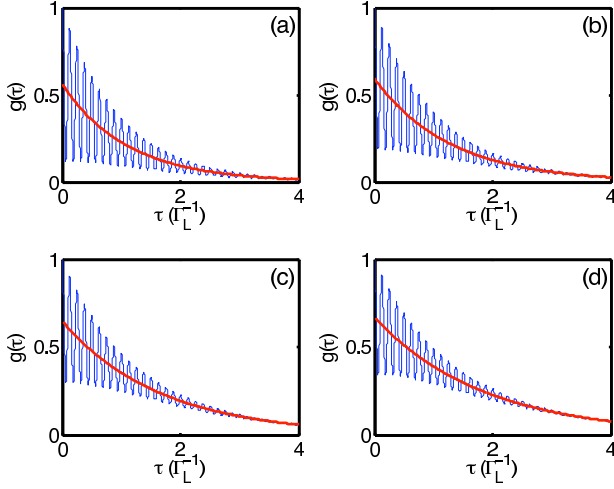


FIG. 3: Decoherence of a charge qubit undergoing continuous measurement by a strongly responding SET. The rapid oscillations are too fast to be observed — the thick line shows the observable result. From (a) to (d):  $|\Delta I|/\bar{I} = 1/10, 1/3, 1$ , and  $3/2$ . Other parameters were  $\Omega_0 = 0.01\Gamma_L$ ,  $\chi = 50\Gamma_L$ ,  $\Gamma_R = 1.1\Gamma_L$ ,  $\Gamma'_R = 1.2\Gamma_L$ .

coherence function

$$g_{\text{obs}}(\tau) = P_{\text{ss}}^{(0)} \exp(-\bar{\Gamma}_L \tau), \quad (24)$$

which gives the qubit decoherence time of

$$\begin{aligned} \tau_d &\equiv \int_0^\infty g_{\text{obs}}(\tau) d\tau \\ &= \frac{P_{\text{ss}}^{(0)}}{\bar{\Gamma}_L}. \end{aligned} \quad (25)$$

This result is plotted in Fig. 3 as a bold line, starting at the initial value of  $P^{(0)}(t=0) \leq 1$  [we chose  $P^{(0)}(0) = P_{\text{ss}}^{(0)}$ , but this could be any initial value]. This indicates that our requirement for  $\chi \gg \bar{\Gamma}_L + \bar{\Gamma}_R$  results in an effectively immediate loss of a portion of the qubit coherence (upon commencing measurement), followed by exponential decay at the rate  $\bar{\Gamma}_L$ .

It is interesting to note that if the SET island state is known to be occupied at the start of the measurement, then the qubit is observed to decohere instantaneously. This fact alone shows that the quality of charge qubit measurements by a SET cannot be captured by a simple quantity such as  $\Gamma_d \tau_m$ , although this can provide a figure-of-merit for the measurement quality. Note also that  $g_{\text{obs}}(\tau)$  depends minimally on the SET response.

## B. Conditional master equation

We obtain the conditional (or selective, or stochastic) evolution of  $G(t)$ , denoted by a subscript c, in a similar way as in Ref. 28. However, we do not eliminate the SET island state as in Ref. 28, which was achieved by setting

$\Gamma'_R, \Gamma_R \gg \Gamma'_L, \Gamma_L$  (a similar assumption of an “asymmetric” SET has been considered more recently in Ref. 33). Our result is the following Itô<sup>34</sup> conditional master equation (quantum trajectory/filtering equation), where the SET-qubit state is conditioned on the tunneling events both on *and* off the SET island:

$$\begin{aligned} dG_c &= \sum_{j=L,R} dN_j \left\{ \frac{\mathcal{S}_j}{\text{Tr}[\mathcal{S}_j G_c]} - 1 \right\} G_c \\ &\quad - dt \mathcal{H} \left[ \frac{1}{2} \hat{Y} + i\hat{H} \right] G_c, \end{aligned} \quad (26)$$

where the non-linear superoperator is defined to be  $\mathcal{H}[\hat{x}]G \equiv \hat{x}G + G\hat{x}^\dagger - \text{Tr}[(\hat{x} + \hat{x}^\dagger)G]G$ . We define the operator  $\hat{Y}$  and superoperators  $\mathcal{S}_L$  and  $\mathcal{S}_R$  for convenience as

$$\begin{aligned} \hat{Y} &\equiv \Gamma'_L \hat{b} \hat{b}^\dagger \otimes \hat{n} + \Gamma_L \hat{b} \hat{b}^\dagger \otimes (\hat{1} - \hat{n}) \\ &\quad + \Gamma'_R \hat{b}^\dagger \hat{b} \otimes \hat{n} + \Gamma_R \hat{b}^\dagger \hat{b} \otimes (\hat{1} - \hat{n}), \end{aligned} \quad (27a)$$

$$\mathcal{S}_L \equiv \Gamma'_L \mathcal{J}[\hat{b}^\dagger \otimes \hat{n}] + \Gamma_L \mathcal{J}[\hat{b}^\dagger \otimes (\hat{1} - \hat{n})], \quad (27b)$$

$$\mathcal{S}_R \equiv \Gamma'_R \mathcal{J}[\hat{b} \otimes \hat{n}] + \Gamma_R \mathcal{J}[\hat{b} \otimes (\hat{1} - \hat{n})], \quad (27c)$$

where  $\hat{b}$  is the lowering operator for the SET island.

In Eq. (26) we have introduced the classical random point processes  $dN_L(t)$  and  $dN_R(t)$ . They represent the number (either 0 or 1) of electron tunneling events from source to island (L) and island to drain (R), respectively, in an infinitesimal time interval  $[t, t+dt)$ . In the sequential tunneling mode, at most one of these may be nonzero for each particular value of discretized time. That is, an electron cannot tunnel through the entire SET ‘in one go’, so to speak. The conditional master equation for the observed state (23) is identical to (26), but with  $G_{\text{obs}}$  in place of  $G$ , and  $\Omega_0$  necessarily small.

The two terms summed in the first line of Eq. (26) represent electron tunneling events onto (L) and off (R) the SET island. Each event is represented by an incoherent mixture of the two possible paths by which this can occur (corresponding to the two localized electron states within the qubit). The final line in Eq. (26) represents the evolution of  $G_c(t)$  that is due to the Hamiltonian and the null measurement of no SET tunneling events (for a particular time interval of length  $dt$ ). It is important to note that these microscopic processes may not necessarily be directly observed by a realistic observer.<sup>35,36</sup> Nevertheless, it is sensible to “unravel”<sup>18</sup> the master equation (20) into a quantum jump<sup>19</sup> stochastic master equation because the underlying physical process consists of single electron tunneling events.

The ensemble-average evolution of  $G(t)$  [Eq. (20)] can be recovered by averaging over all possible trajectories given by Eq. (26). In the Itô formalism,<sup>34</sup> this simply involves replacing the stochastic increments  $dN_L$  and  $dN_R$  in Eq. (26) with their expectation values, which can self-consistently be given in terms of their respective quantum averages:

$$\mathbb{E}[dN_{L,R}(t)] = dt \text{Tr}[\mathcal{S}_{L,R} G_c(t)]. \quad (28)$$

Having presented the quantum trajectory equation (26), we are now in a position to consider the SET measurement sensitivity using  $V(t)$  defined in Sec. IV B. Consider first the analytical approximation for the measurement time  $\tau_m$ , which is given by Eq. (17), assuming exponential decay of  $V(t)$ . The qubit state matrix  $\rho$  can be represented in terms of the Pauli spin matrices as

$$\tilde{\rho}^{(0,1)} = \frac{1}{2} \left( P^{(0,1)} \hat{1} + \tilde{x}^{(0,1)} \hat{\sigma}_x + \tilde{y}^{(0,1)} \hat{\sigma}_y + \tilde{z}^{(0,1)} \hat{\sigma}_z \right), \quad (29)$$

where  $P^{(0,1)} \equiv P(m = 0, 1) = \text{Tr} [\tilde{\rho}^{(0,1)}]$  are the occupation probabilities for the SET island that satisfy  $P^{(0)} + P^{(1)} = 1$ . The conditional master equation [for the observable state (23)] can be expressed in terms of the *conditional* Bloch sphere variables  $\tilde{x}_c^{(0,1)}$ ,  $\tilde{y}_c^{(0,1)}$ , and  $\tilde{z}_c^{(0,1)}$  given in Eq. (29), as well as the conditional SET island occupation probabilities  $P_c^{(0)}$  and  $P_c^{(1)}$ . The conditioning here is upon both the SET island state (superscript 0 or 1) and the measurement results (subscript c). To find  $V(t)$  (and hence approximate  $\tau_m$ ), we are interested in the expectation value of  $z_c^2 = (\tilde{z}_c^{(0)} + \tilde{z}_c^{(1)})^2$ . Averaging over the jumps in the conditional master equation for  $z_c$  and using the fact that stochastic variables satisfy  $d(z^2) = 2zdz + dzdz$ , we obtain the following equation for the time rate of change of this expectation value:

$$\frac{dE[z_c^2]}{dt} = E \left[ \frac{\left( 2\bar{\Gamma}_L z_c^{(0)} + P_c^{(0)} \Delta \Gamma_L \right)^2}{4P_c^{(0)} \bar{\Gamma}_L + 2\Delta \Gamma_L z_c^{(0)}} + \frac{\left( 2\bar{\Gamma}_R z_c^{(1)} + P_c^{(1)} \Delta \Gamma_R \right)^2}{4P_c^{(1)} \bar{\Gamma}_R + 2\Delta \Gamma_R z_c^{(1)}} \right]. \quad (30)$$

Averaging  $z_c^2$  over many trajectories and choosing the initial condition to be the steady-state [which, for small  $\Omega_0$ , gives  $\tilde{z}_c^{(0,1)}(0) = 0$ ], we find from Eq. (17) that

$$\tau_m^{-1} \approx P_{ss}^{(0)} \frac{(\Delta \Gamma_L)^2}{4\bar{\Gamma}_L} + P_{ss}^{(1)} \frac{(\Delta \Gamma_R)^2}{4\bar{\Gamma}_R}. \quad (31)$$

A more precise value for the measurement time is obtained from Eqs. (15) by numerical solution of the conditional master equation for the observed state. Figure 4 shows plots of  $V(t) = 1 - E[z_c^2(t)]$  for a strongly coupled SET for the same parameter values as the corresponding plots in Fig. 3. Notice that the analytical approximation agrees very well with all of the numerical results. A comparison of Figs. 3 and 4 shows that the strongly responding SET [in plots (d)] can approach the quantum-limit given in Eq. (1), because the functions  $V(t)$  and  $g_{\text{obs}}(\tau)$  are comparable.

### C. Quality Of The Measurement

Previously<sup>3,12,13,14,15</sup> the quality of the measurement of a charge qubit by a (weakly coupled) SET has been

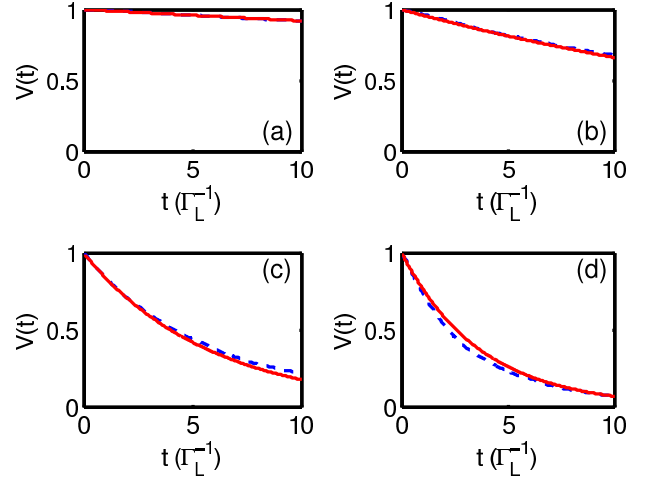


FIG. 4: The uncertainty in the logical state of the qubit,  $V(t) = 1 - E[z_c^2(t)]$ . The dashed line is an average over 2000 trajectories from the conditional master equation. The solid line is the analytical approximation assuming exponential decay of  $V(t)$ . Other details are as in Fig. 3.

quantified by comparing qubit decoherence and measurement times, with the quantum limit for a weakly responding device given by Eq. (1).

More generally, the purity of the *conditioned* qubit state (conditioned by measurement results) provides the means to determine the ‘ideality’ of the detector. This is because an ideal (quantum-limited) detector will preserve a pure qubit state throughout the measurement. Thus, we maintain that the purity of the conditioned qubit state is the ultimate quantifier of measurement quality. The conditioned state of the qubit can only be obtained from the conditional master equation.

In this subsection we analyze the quality of the measurement in two ways. We first use the common technique of comparing the qubit decoherence (back-action) and measurement (sensitivity) times using our definitions for these quantities from Sec. IV. We then analyze the average purity of the conditioned qubit state during the measurement.

#### 1. Comparison of Back-action to Sensitivity

Comparing qubit measurement and decoherence time-scales gives an intuitive idea of the quality of the measurement. If these time-scales are of the same order, then we can say that the detector is operating close to the quantum limit. Using Eqs. (25) and (31) we can obtain an analytical approximation for  $\Gamma_d \tau_m$ . As with the numerical results, we assume small  $\Omega_0$  and steady-state initial conditions. The qubit steady-state is delocalized ( $z_i = 0$ ), and the SET island steady-state is  $P_{ss}^{(0)} = \bar{\Gamma}_R / (\bar{\Gamma}_L + \bar{\Gamma}_R)$ ,  $P_{ss}^{(1)} = \bar{\Gamma}_L / (\bar{\Gamma}_L + \bar{\Gamma}_R)$ . The re-



sult is

$$\Gamma_d \tau_m \approx \frac{(1 + \bar{\Gamma}_L / \bar{\Gamma}_R)^2}{(\Delta \Gamma_L / 2\bar{\Gamma}_L)^2 + (\Delta \Gamma_R / 2\bar{\Gamma}_R)^2}. \quad (32)$$

This result is a valid approximation when  $V(t)$  is a decaying exponential — the agreement between the exponential approximation for  $V(t)$  and the numerical results in Fig. 4 suggest that this is the case. The minimum for Eq. (32) is  $1/2$ , which occurs only for  $\bar{\Gamma}_L \ll \bar{\Gamma}_R$  (high SET asymmetry) and  $\Delta \Gamma_{L,R} \approx 2\bar{\Gamma}_{L,R}$ .<sup>47</sup> The second condition requires both  $\Gamma'_L \ll \Gamma_L$  and  $\Gamma_R \ll \Gamma'_R$ , which could be realized by careful arrangement of the SET parameters (specifically bias and gate voltages, and tunnel junction conductances).

## 2. Average Purity of the Conditioned Qubit State

Averaging the purity of the conditioned qubit state for the four ensembles in Fig. 4 gives the results in Fig. 5. At the commencement of the measurement, the purity drops instantaneously [as did  $g_{\text{obs}}(\tau)$ ]. For weaker response [Fig. 5 (a) and (b)], the purity continues to drop for some time because the SET takes much longer to determine the qubit state than it does to collapse it. This becomes apparent by comparing plots (a) and (b) of Figs. 4 and 3. For stronger response, the purity approaches 1 rapidly [see Fig. 5 (c) and (d)] because the measurement time is significantly decreased, as can be seen in Fig. 4 (c) and (d). In all four cases shown in Fig. 5, the continuous measurement eventually purifies the conditioned quantum state.<sup>37,38,39</sup>

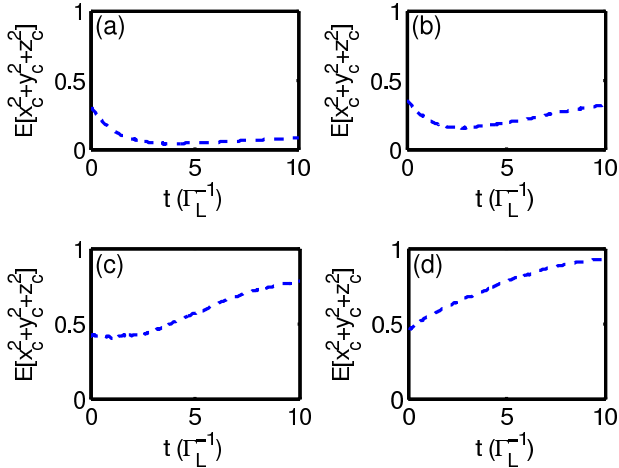


FIG. 5: Average purity  $E[x_c^2 + y_c^2 + z_c^2]$  over 2000 trajectories. The four plots correspond to the same ensembles calculated in Fig. 4.

The competing effects of sensitivity and back-action in the qubit measurement can be captured by the purity of the conditioned qubit state in the following way. If a pure qubit state remains pure during the measurement,

the detector is operating at the quantum limit and can be called an ideal<sup>7</sup> detector. In order for the qubit to start the measurement in a pure state (which we choose to be delocalized for comparison with the results of Sec. V C 1), the SET island must be unoccupied. This occurs when electrons tunnel off the island almost immediately, i.e. when  $\Gamma_L, \Gamma'_L \ll \Gamma_R, \Gamma'_R$ . This “asymmetry” adiabatically eliminates the influence of the SET island state on the measurement (except that the island energy still dictates the change in the rate of tunneling through the SET), as in the model of Ref. 28. With this condition satisfied, we obtained another ensemble of 2000 quantum trajectories using the conditional master equation and plotted the average purity of the conditioned qubit state in Fig. 6. Note the different y-axis limits. Again the SET response was controlled by changing  $\Gamma'_L$  [again it was decreased incrementally from (a) to (d)]. The SET response was, from (a) to (d),  $\Delta I / I = 0.23, 0.58, 1.32$ , and  $1.70$ . Other parameters for Fig. 6 were  $\Omega_0 = 0.01\Gamma_L$ ,  $\Gamma_R = 100\Gamma_L$ ,  $\Gamma'_R = 100\Gamma_R$  (almost the same results were obtained for  $\Gamma'_R = 10\Gamma_R$ ),  $\chi = 50\Gamma'_R$ . For the strong response plot of Fig. 6 (d), this set of parameters corresponds to the régime given after Eq. (32). That is, the régime where the quantity  $\Gamma_d \tau_m$  approaches  $1/2$ . The values of  $\Gamma_d \tau_m$  for Fig. 6 approach this limit of  $1/2$ , as given in the figure caption.

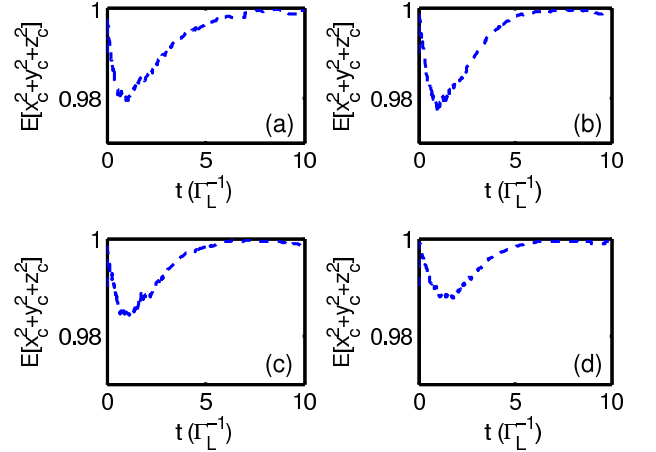


FIG. 6: Average purity of the conditioned qubit state,  $E[x_c^2 + y_c^2 + z_c^2]$ , when monitored by an asymmetric SET ( $\bar{\Gamma}_L \ll \bar{\Gamma}_R$ ). The average is over 2000 trajectories. Parameter values are given in the text. From (a) to (d), we have  $\Gamma_d \tau_m = 1.03, 0.95, 0.72$ , and  $0.59$ , respectively.

Figure 6 shows that the average purity of the conditioned qubit state remains very close to 1 throughout the measurement for the asymmetric SET. Thus we can say that the strongly coupled asymmetric SET operates very close to the quantum limit. This conclusion could not be drawn from the values of  $\Gamma_d \tau_m$  alone. Interestingly, the SET response [increasing from plot (a) to (d), as before] has very little effect on a SET with high asymmetry. This is similar to the case of a QPC, which is an ideal detector independent of the strength of its response. To summa-

size, the conditions required for a strongly coupled SET to operate close to the quantum limit are: 1.  $\Omega_0$  small, 2.  $0 < \Gamma'_L \ll \Gamma_L$ , and 3.  $\bar{\Gamma}_L \ll \bar{\Gamma}_R$ .

## VI. CONCLUSION

In this paper we have examined sensitivity and back-action in charge qubit measurements by the single-electron transistor (SET) operating in the sequential tunneling mode. Previous models<sup>3,12,13,14,15</sup> for this measurement considered the case when the SET tunneling rates are large compared to the interaction between the qubit and SET, called the weak coupling régime. This necessarily results in a weakly *responding* SET where the average part of the SET output is much larger than the part that depends on the qubit state. We have shown that the master equation used in this régime<sup>3,12,14,15,16</sup> is not of the Lindblad form<sup>17</sup> which is necessary and sufficient for guaranteeing valid, physical states. Motivated by this problem, we have presented an alternative master equation that *is* of the Lindblad form, as well as the associated quantum trajectory equation<sup>18,19,20</sup> for the conditioned state. To derive these equations requires assuming *strong* SET-qubit coupling, which allows for both weak and strong SET response.

We have shown that quantifying the quality of charge qubit measurements by a SET is, in general, not as simple as merely comparing the qubit decoherence (also called coherence) time and measurement time (as done previously for the weakly coupled SET in Refs. 3, 12, 14, and 15). This is because, for strong SET-qubit coupling, the charge fluctuations on the SET island have a large effect on the qubit coherence. Despite this, comparing qubit decoherence and measurement times does provide a useful figure-of-merit for the measurement quality.

Previous definitions for the qubit decoherence time<sup>3,12,13,14,15</sup> either produced an overestimate of the measurement quality (as in Refs. 3, 12, 14, and 15), or are only valid for a weakly responding detector (as in Ref. 13). We presented a new definition for the decoherence time that is valid for strong SET-qubit coupling and arbitrary response, by adopting a coherence function technique<sup>31</sup> from the field of quantum optics.

Previous definitions for the measurement time<sup>3,12,13,14,15</sup> are only valid for weakly responding detectors. Thus, we also presented a new definition of the measurement time which is analogous to the new decoherence time definition. Our definition is in terms of the conditioned qubit state, and involves an average over many stochastic measurement records. An analytical approximation for the measurement time compared well to the numerical solution. A similar approach to quantifying the measurement sensitivity was first considered in Ref. 28.

The main result of this paper was to show that the strongly coupled SET can operate at, or very near, the quantum limit during charge qubit measurements. This

was shown in two ways. The first involved comparing the decoherence and measurement times found using our Lindblad-form master equations. In the strong *response* limit, these times were found to be of the same order as each other. For the highly asymmetric SET, where tunneling into the drain (collector) occurs at a much higher rate than tunneling onto the SET from the source (emitter), these times were of the same order independent of the SET response. This is also the case for the QPC, which is an ideal detector.<sup>7</sup> The second way we showed that the strongly coupled SET can be quantum-limited, or “ideal”,<sup>7</sup> was by considering the average qubit purity for an ensemble of stochastic measurement records. Again the asymmetric SET displayed ideal detector behavior by preserving a pure qubit state.

As far as we are aware, our Lindblad-form quantum trajectory equation is the first of its type presented for charge qubit measurement by a SET. The only comparable previous conditional master equation<sup>16</sup> is not of the Lindblad form. As such, it would be interesting to analyze further the quantum trajectories (by numerical simulation). Moreover, having shown that the SET can approach the quantum limit for charge qubit measurements, it is now meaningful to study how the measurement is affected by extra classical noises and filtering due to a realistic measurement circuit.<sup>35,36</sup> This research is continuing.

## Acknowledgments

This research was supported by the Australian Research Council and the State of Queensland. Neil Oxtoby thanks Joshua Combes, Steve Jones and Jay Gambetta for useful discussions.

## APPENDIX A: SENSITIVITY AND BACK-ACTION IN A QPC MEASUREMENT

The qubit decoherence rate for measurement by a QPC (single tunnel junction device) can be obtained either by inspection of the master equation,<sup>7,9,10</sup> or using the technique introduced in Sec. IV A. The same result is obtained using both methods:

$$\Gamma_d = \frac{(\sqrt{\Gamma} - \sqrt{\Gamma'})^2}{2}, \quad (\text{A1})$$

where  $\Gamma$  ( $\Gamma'$ ) is the tunneling rate through the QPC when the target dot is unoccupied (occupied). Using the new technique introduced in Sec. IV B, the analytical approximation of the qubit measurement time is<sup>10</sup>

$$\tau_m^{-1} = \frac{|\Delta\Gamma|^2}{4\Gamma} \quad (\text{A2a})$$

$$= \frac{(\sqrt{\Gamma} + \sqrt{\Gamma'})^2}{\Gamma + \Gamma'} \Gamma_d. \quad (\text{A2b})$$

Combining these results gives

$$\Gamma_d \tau_m = \frac{\Gamma + \Gamma'}{(\sqrt{\Gamma} + \sqrt{\Gamma'})^2} \quad (\text{A3a})$$

$$= \frac{1}{1 + 2\sqrt{\Gamma\Gamma'}/(\Gamma + \Gamma')}. \quad (\text{A3b})$$

Note that  $1 \geq \Gamma_d \tau_m \geq 1/2$ . The upper bound is approached for a “strongly responding” QPC ( $\Gamma \gg \Gamma'$ ). The lower bound is approached for a “weakly responding” QPC ( $\Gamma \approx \Gamma'$ ), i.e. when the measurement and decoherence rates go to zero.

## APPENDIX B: THE SET-QUBIT MASTER EQUATION OF GOAN

In Ref. 16, Goan presents a master equation for the state of the qubit and the island and drain of the SET. In that paper, the master equation is shown to be equivalent to that in Ref. 12. Tracing over the drain degrees of freedom yields the following unconditional master equation for the state  $G$  of the qubit and SET island:

$$\begin{aligned} \dot{G} = & -i [\hat{H}, G] + \Gamma'_L \mathcal{D} [e^{i\phi} \otimes \hat{n}] G + \Gamma'_R \mathcal{D} [e^{-i\phi} \otimes \hat{n}] G \\ & + \Gamma_L \mathcal{D} [e^{i\phi} \otimes (1 - \hat{n})] G + \Gamma_R \mathcal{D} [e^{-i\phi} \otimes (1 - \hat{n})] G \\ & - \bar{\Gamma}_L [\hat{n}, [\hat{n}, e^{i\phi} G e^{-i\phi}]] \\ & - \bar{\Gamma}_R [\hat{n}, [\hat{n}, e^{-i\phi} G e^{i\phi}]]. \end{aligned} \quad (\text{B1})$$

In our notation, an electron tunneling onto (off) the SET island is represented by  $\hat{b}^\dagger = e^{i\phi}$  ( $\hat{b} = e^{-i\phi}$ ). Substituting in for these and using  $[\hat{n}, [\hat{n}, \hat{x}]] = 2\mathcal{D}[\hat{n}] \hat{x}$  gives

$$\begin{aligned} \dot{G} = & -i [\hat{H}, G] + \Gamma'_L \mathcal{D} [\hat{b}^\dagger \otimes \hat{n}] G + \Gamma'_R \mathcal{D} [\hat{b} \otimes \hat{n}] G \\ & + \Gamma_L \mathcal{D} [\hat{b}^\dagger \otimes (1 - \hat{n})] G + \Gamma_R \mathcal{D} [\hat{b} \otimes (1 - \hat{n})] G \\ & + 2\bar{\Gamma}_L \mathcal{D} [\hat{n}] \hat{b}^\dagger G \hat{b} + 2\bar{\Gamma}_R \mathcal{D} [\hat{n}] \hat{b} G \hat{b}^\dagger. \end{aligned} \quad (\text{B2})$$

This master equation is equivalent to those in Refs. 3, 12, 14, and 15. Comparison of this equation with our unconditional master equation (20) shows that the terms in the final line of Eq. (B2) are not present in our model. These are the terms that lead to the non-Lindbladian dynamics in Refs. 3, 12, and 14,15,16.

---

\* Electronic address: n.oxtooby@griffith.edu.au

† Electronic address: h.wiseman@griffith.edu.au

<sup>1</sup> D. V. Averin and K. K. Likharev, J. Low Temp. Phys. **62**, 345 (1986).

<sup>2</sup> T. A. Fulton and G. J. Dolan, Phys. Rev. Lett. **59**, 109 (1987).

<sup>3</sup> A. Shnirman and G. Schön, Phys. Rev. B **57**, 15400 (1998).

<sup>4</sup> M. H. Devoret and R. J. Schoelkopf, Nature **406**, 1039 (2000).

<sup>5</sup> M. A. Nielsen and I. L. Chuang, *Quantum Computation and Quantum Information* (Cambridge University Press, Cambridge, U.K., 2000).

<sup>6</sup> M. Field, C. G. Smith, M. Pepper, D. A. Ritchie, J. E. F. Frost, G. A. C. Jones, and D. G. Hasko, Phys. Rev. Lett. **70**, 1311 (1993).

<sup>7</sup> A. N. Korotkov, Phys. Rev. B **60**, 5737 (1999).

<sup>8</sup> V. B. Braginsky and F. Y. Khalili, *Quantum Measurement* (Cambridge University Press, 1992).

<sup>9</sup> S. A. Gurvitz, Phys. Rev. B **56**, 15215 (1997).

<sup>10</sup> H.-S. Goan, G. J. Milburn, H. M. Wiseman, and H. B. Sun, Phys. Rev. B **63**, 125326 (2001).

<sup>11</sup> S. Pilgram and M. Büttiker, Phys. Rev. Lett. **89**, 200401 (2002).

<sup>12</sup> Y. Makhlin, G. Schön, and A. Shnirman, Phys. Rev. Lett. **85**, 4578 (2000).

<sup>13</sup> A. N. Korotkov, Phys. Rev. B **63**, 115403 (2001).

<sup>14</sup> Y. Makhlin, G. Schön, and A. Shnirman, Rev. Mod. Phys. **73**, 357 (2001).

<sup>15</sup> Y. Makhlin, G. Schön, and A. Shnirman, in *Exploring the Quantum-Classical Frontier*, edited by J. R. Friedman and S. Han (Nova Science, Commack NY, USA, 2002), pp. 405 – 440.

<sup>16</sup> H.-S. Goan, Phys. Rev. B **70**, 075305 (2004).

<sup>17</sup> G. Lindblad, Comm. Math. Phys. **48**, 199 (1976).

<sup>18</sup> H. J. Carmichael, *An Open Systems Approach to Quantum Optics* (Springer, Berlin, 1993).

<sup>19</sup> H. M. Wiseman and G. J. Milburn, Phys. Rev. A **47**, 1652 (1993).

<sup>20</sup> H. M. Wiseman, Quantum Semiclass. Opt. **8**, 205 (1996).

<sup>21</sup> V. P. Belavkin, Radiotekhnika and Elektronika **25**, 1445 (1980).

<sup>22</sup> V. P. Belavkin, in *Quantum Communications and Measurement*, edited by V. P. Belavkin, O. Hirota, and R. L. Hudson (Plenum Press, New York, 1995), pp. 381–392.

<sup>23</sup> A. N. Korotkov, Phys. Rev. B **63**, 085312 (2001).

<sup>24</sup> T. Hayashi, T. Fujisawa, H. D. Cheong, Y. H. Jeong, and Y. Hirayama, Phys. Rev. Lett. **91**, 226804 (2003).

<sup>25</sup> R. J. Schoelkopf, A. A. Clerk, S. M. Girvin, K. W. Lehnert, and M. H. Devoret, in *Noise and Information in Nanoelectronics, Sensors and Standards*, edited by L. B. Kish, F. Green, G. Iannaccone, and J. R. Vig (SPIE, 2003), vol. 5115, pp. 356–376.

- <sup>26</sup> A. N. Korotkov, Phys. Rev. B **49**, 10381 (1994).
- <sup>27</sup> H. van Houten, C. W. J. Beenakker, and A. A. M. Staring, in *Single Charge Tunneling: Coulomb Blockade Phenomena in Nanostructures*, edited by H. Grabert and M. H. Devoret (Plenum Press, New York, 1992), vol. 294 of *NATO ASI Series B*.
- <sup>28</sup> H. M. Wiseman, Dian Wahyu Utami, H. B. Sun, G. J. Milburn, B. E. Kane, A. Dzurak, and R. G. Clark, Phys. Rev. B **63**, 235308 (2001).
- <sup>29</sup> A. N. Korotkov, in *Quantum Noise in Mesoscopic Physics*, edited by Y. V. Nazarov (Kluwer Academic, Netherlands, 2003), pp. 205–228.
- <sup>30</sup> R. J. Glauber, Phys. Rev. **130**, 2529 (1963).
- <sup>31</sup> C. W. Gardiner and P. Zoller, *Quantum Noise* (Springer, Berlin, 2000), 2nd ed.
- <sup>32</sup> C. W. J. Beenakker, Phys. Rev. B **44**, 1646 (1991).
- <sup>33</sup> S. A. Gurvitz and G. P. Berman, Phys. Rev. B **72**, 073303 (2005).
- <sup>34</sup> C. W. Gardiner, *Handbook of Stochastic Methods for the Physical Sciences* (Springer, Berlin, 1985).
- <sup>35</sup> N. P. Oxtoby, H.-B. Sun, and H. M. Wiseman, J. Phys.: Condens. Matter **15**, 8055 (2003).
- <sup>36</sup> N. P. Oxtoby, P. Warszawski, H. M. Wiseman, H.-B. Sun, and R. E. S. Polkinghorne, Phys. Rev. B **71**, 165317 (2005).
- <sup>37</sup> A. C. Doherty, K. Jacobs, and G. Jungman, Phys. Rev. A **63**, 062306 (2001).
- <sup>38</sup> C. A. Fuchs and K. Jacobs, Phys. Rev. A **63**, 062305 (2001).
- <sup>39</sup> A. N. Korotkov, Physica B **280**, 412 (2000).
- <sup>40</sup> Note that Ref. 16 fails to state the strength of the SET response, and of the SET-qubit coupling, but obtains a master equation equivalent to those of Refs. 3, 12, 14 and 15. We therefore deduce that the same assumptions were made in both treatments, i.e. weak coupling and weak response.
- <sup>41</sup> In Ref. 13 (and others), Korotkov uses a different measure of coupling strength where the qubit-dependent part of the detector output is compared to the unperturbed frequency of qubit oscillations.
- <sup>42</sup> In Ref. 33, Gurvitz and Berman consider a strongly coupled SET in the Coulomb blockade régime (yet they do not model cotunneling). They also consider the limit of large asymmetry in the SET tunnel junctions where  $\Gamma_L, \Gamma'_L \ll \Gamma_R, \Gamma'_R$  (see Sec. II). Using an alternative quantification of the quantum limit, they conclude that the “asymmetric” SET can approach the quantum limit, but not quite reach it.
- <sup>43</sup> See also the paragraph following equation (30) of Ref. 3.
- <sup>44</sup> In Ref. 16, Goan claims (and we agree), that his master equation is equivalent to that of Ref. 12.
- <sup>45</sup> The authors of Refs. 12, 14, and 15 “correct” the earlier result by two of them in Ref. 3 to Eq. (10).
- <sup>46</sup> The derivation of Ref. 28 was performed in the interaction picture and so the commutator involving the Hamiltonian and the state matrix is absent in their derivation.
- <sup>47</sup> In Ref. 33, using an alternative quantification of the measurement quality, Gurvitz and Berman conclude that an asymmetric SET does not quite reach the quantum limit. Direct comparison of their result with ours is not possible as the strength of the SET response is not specified in Ref. 33. It should be noted that the model of Ref. 33 considers a blockaded SET without considering cotunneling. Also, as far as we can establish, the master equation of Ref. 33 differs significantly from all previous models for charge qubit measurement by a SET.