

Kondo Effect in Nanostructures

Michael Pustilnik

School of Physics, Georgia Institute of Technology, Atlanta, GA 30332, USA

PACS 73.23.-b, 73.23.Hk, 72.15.Qm, 73.63.Kv

Kondo effect arises whenever a coupling to the Fermi gas induces transitions within the otherwise degenerate ground state multiplet of an interacting system. Both coupling to the Fermi gas and interactions are naturally present in any nanoscale transport experiment. At the same time, many nanostructures can easily be tuned to the vicinity of a degeneracy point. This is why the Kondo effect in its various forms often influences the low temperature transport in meso- and nanoscale systems. In this short review we discuss the basic physics of the Kondo effect and its manifestations in the low-temperature electronic transport through a single electron transistor.

In a typical transport experiment a nanostructure is connected via tunneling junctions to two massive conducting electrodes. The differential conductance dI/dV of such device often exhibits an enhancement when the temperature T , magnetic field $B = g\mu_B H$, and the bias V are lowered. This enhancement is usually very well described by a simple formula

$$dI/dV \propto \frac{e^2}{h} \left[\ln \frac{\max\{T, eV, B\}}{T_K} \right]^{-2}, \quad (1)$$

where T_K is the characteristic energy scale of the effect. Such anomalous behavior was observed in a variety of systems. The list (by no means exhaustive) includes lateral semiconductor quantum dots [1, 2, 3], vertical quantum dots [4], carbon nanotubes [5, 6], single-molecule transistors [7], STM imaging of single magnetic atoms adsorbed on metallic surfaces [8], ultra-small clusters formed in metallic break junctions [9], as well as more exotic objects such as an antidot [10] (a compressible region formed about a potential hill in a two-dimensional electron gas in the quantum Hall regime). The logarithmic increase of the transport coefficient, such as the differential conductance in Eq. (1), is nothing new in condensed matter physics. In fact, it has the same origin [11] as the well-known non-monotonic temperature dependence of the resistivity of a metal containing magnetic impurities – the *Kondo effect*.

1 Conventional Kondo effect

The Kondo effect represents a rare (if not unique) example of the phenomenon named after a theorist who was the first to explain it [12]. The *resistance minimum*, as the Kondo effect was known prior to 1964, was discovered in the early 1930s [13]. Later on (historical account can be found in [14, 15, 16]), the impurity contribution to the resistivity of dilute alloys was cast in the form of an empirical law

$$\delta\rho(T) \propto n_i \ln(\epsilon_F/T), \quad (2)$$

where n_i is the impurity concentration. Since the contribution to the resistivity from the electron-phonon scattering decreases with the decrease of T , Eq. (2) leads to a minimum of the resistivity at a certain temperature. By 1964, there has been accumulated a considerable amount of experimental data suggesting that the effect appears only when the impurity atoms are *magnetic* [14]. Moreover, the relation $\delta\rho \propto n_i$ has been verified down to the lowest attainable impurity concentrations, thereby establishing that the phenomenon is a single impurity effect rather than arising from the interaction between the impurities. These

observations [14] led Kondo to consider the simplest possible model describing the exchange interaction of a magnetic impurity with the conduction electrons in the host metal,

$$H_K = H_0 + J(\mathbf{s} \cdot \mathbf{S}), \quad (3)$$

where $H_0 = \sum_{ks} \xi_k \psi_{ks}^\dagger \psi_{ks}$ describes the electron gas, $\mathbf{s} = \frac{1}{2} \sum_{kk'ss'} \psi_{ks}^\dagger \hat{\boldsymbol{\sigma}}_{ss'} \psi_{k's'}$ is the spin density of the conduction electrons at the impurity site (with $\hat{\boldsymbol{\sigma}} = (\hat{\sigma}^x, \hat{\sigma}^y, \hat{\sigma}^z)$ being the Pauli matrices), and \mathbf{S} is a spin-1/2 operator representing the magnetic impurity. The phenomenological Kondo model (3) (a.k.a. the *s-d* model) was introduced in the literature at least as early as in 1946 [17]; its validity was later established [18] by deriving it from the microscopic Anderson impurity model [19].

Kondo realized [14] that due to the non-commutativity of the spin operators in Eq. (3), treating the exchange in the lowest order of perturbation theory is insufficient. Indeed, going beyond the Born approximation yields the desired [see Eq. (2)] logarithmic temperature dependence already in the third order in the exchange amplitude [12],

$$\delta\rho \sim n_i (\nu J)^2 [1 + 2\nu J \ln(D/T)].$$

Here ν is density of states (so that $\nu J \ll 1$ is a dimensionless parameter) and $D \sim \epsilon_F$ is the high-energy cutoff in Eq. (3). This discovery solved one of the longest standing puzzles in the history of condensed matter physics [21].

Soon after the Kondo's paper [12] was published, it was found that logarithmically-divergent contributions appear in all orders of perturbation theory, forming a geometric series [20]

$$\delta\rho(T)/\delta\rho(0) \propto \left\{ \sum_{n=0}^{\infty} (\nu J)^n [\ln(D/T)]^{n-1} \right\}^2 = \left[\frac{\nu J}{1 - \nu J \ln(D/T)} \right]^2.$$

This result can be also written as

$$\delta\rho(T)/\delta\rho(0) \propto [\ln(T/T_K)]^{-2}, \quad (4)$$

cf. Eq. (1), where the Kondo temperature T_K is given by

$$T_K = D e^{-1/(\nu J)}. \quad (5)$$

Obviously, Eq. (4) diverges when T approaches T_K . Similar untractable (and clearly unphysical) divergencies appear in thermodynamic quantities as well, indicating the failure of the perturbation theory. The problem of dealing with these divergencies became known as the *Kondo problem*, and its resolution came later with the advent of the powerful Renormalization Group ideas [22, 23].

To get a feeling about the physics of the Kondo model, let us consider a cartoon version of it in which the electron gas in Eq. (3) is replaced by a single spin-1/2 operator \mathbf{S}' . The ground state of the resulting Hamiltonian of two spins $H' = J(\mathbf{S}' \cdot \mathbf{S})$ is obviously a singlet for antiferromagnetic exchange ($J > 0$). The excited state (a triplet) is separated from the ground state by the energy gap J . This separation can be interpreted as the binding energy of the singlet. Unlike \mathbf{S}' in this cartoon example, \mathbf{s} in Eq. (3) is merely a local spin density of the conduction electrons. Because electrons are freely moving in space, it is hard for the impurity to “capture” an electron and form a singlet. Yet, even an arbitrarily weak local antiferromagnetic exchange interaction suffices to form a singlet ground state [22, 23]. However, the characteristic energy (an analog of the binding energy) for this singlet is given not by the exchange amplitude J , but by the Kondo temperature T_K , see Eq. (5).

This lifting of the degeneracy of the ground state is the very essence of the Kondo effect. It is also the origin of the logarithmic divergences in perturbation theory. Indeed, in perturbation theory one starts with the impurity decoupled from the electron gas ($J \rightarrow 0$). Since the spin-up and spin-down states of

the impurity are degenerate, the ground state of the system in this limit is a doublet. Treating the strength of the exchange perturbatively is then justified only at temperatures that significantly exceed the singlet binding energy, i.e. at $T \gg T_K$. In the opposite limit $T \ll T_K$ a version of the perturbation theory that explicitly takes into account the correct symmetry of the ground state right from the start yields [24]

$$1 - \delta\rho(T)/\delta\rho(0) \propto (T/T_K)^2, \quad T \ll T_K. \quad (6)$$

Eqs. (4) and (6) are applicable, respectively, in the weak ($T \gg T_K$) and strong ($T \ll T_K$) coupling limits. Since the Kondo effect is a crossover phenomenon, rather than a phase transition [22, 23, 25], the function $\delta\rho(T)/\delta\rho(0)$ varies smoothly with T in the crossover region $T \sim T_K$.

It should be noted that the Kondo effect does not always manifest itself in the increase of the resistance. Indeed, the formation of the singlet ground state leads to an increase of the probability for an electron to scatter by the impurity. The closer the energy of the scattered electron is to the Fermi level, the higher is the scattering probability. If a magnetic impurity is imbedded in a bulk sample, the higher scattering probability translates to the increase of the resistivity. However, if the impurity resides in a tunneling barrier separating two massive conductors, the increase of the scattering probability leads to an enhanced probability for an electron to tunnel through the barrier, hence it is the differential conductance, rather than the resistance, that is enhanced with lowering the temperature or bias, cf. Eq. (1). Such zero-bias anomalies in tunneling conductance, first observed in the mid 1960s [26], were adequately explained [27] in the context of the Kondo effect [28].

2 Coulomb blockade

By now, the Kondo effect is among the best understood phenomena in condensed matter physics. Nevertheless, the interest in the Kondo problem never really subsided, as it provides an ideal testing ground for new analytical and numerical methods developed in order to understand electronic properties of the materials with strong correlations between the electrons. In recent years, this interest received a major boost [29] due to unprecedented advances in experimental techniques associated with the advent of nanotechnology. It is now possible to create *artificial* nanoscale magnetic impurities. Modern experimental methods not only offer a direct access to transport properties of such artificial impurities, but also provide one with a broad arsenal of tools to tweak the impurity properties, unmatched in conventional systems.

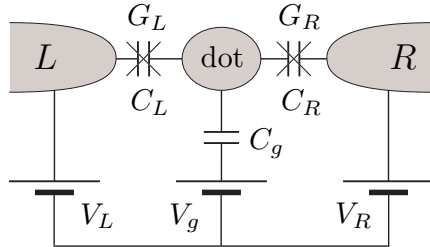


Fig. 1 Equivalent circuit for a quantum dot connected to two conducting leads by tunnel junctions and capacitively coupled to the gate electrode.

At the heart of these applications lies the phenomenon of the *Coulomb blockade* [11, 30, 31]. The foundations of the Coulomb blockade physics were laid in the pioneering experimental work [32] (see also [33, 34]). In a typical *single electron transistor* setup [30] a small system (say, a quantum dot) is connected via tunneling junctions to two conducting electrodes (leads) R and L and is capacitively coupled to the third electrode, the gate, see the equivalent circuit in Fig. 1.

Suppose the dot has charge q . The classical electrostatic energy associated with this charge is given by

$$E(q) = \frac{q^2}{2C} - q \frac{C_g}{C} V_g, \quad (7)$$

where $C = C_L + C_R + C_g$ is the total capacitance of the dot. The simplest model Hamiltonian accounting for this energy then reads

$$H_{\text{dot}} = \sum_{ns} \epsilon_n d_{ns}^\dagger d_{ns} + E_C (\hat{N} - N_0)^2, \quad (8)$$

where the first term represents the single-particle (noninteracting) part, and the second term comes about from Eq. (7) after the replacement $q \rightarrow e\hat{N}$, where $\hat{N} = \sum_{ns} d_{ns}^\dagger d_{ns}$ is the operator of the total number of electrons in the dot. In Eq. (8) $E_C = e^2/2C$ is the charging energy and $N_0 = C_g V_g/e$ is the dimensionless gate voltage. The mean spacing δE between the single-particle energy levels ϵ_n is usually small compared to E_C [35].

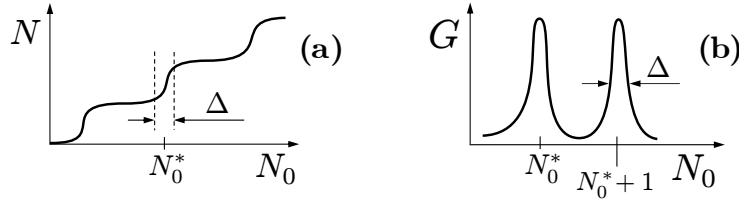


Fig. 2 (a) Occupation of the dot $N = \langle \hat{N} \rangle$ at $T \ll E_C$ as function of the dimensionless gate voltage N_0 . The number of electrons N differs appreciably from integer values only in the narrow *mixed-valence* regions of the width $\Delta \sim \max\{\Gamma, T\}/E_C$ about $N_0 = N_0^* = \text{half-integer}$. (b) At $\Gamma \lesssim T \ll E_C$ the conductance is small outside the mixed-valence regions.

We model the leads as the reservoirs of one-dimensional electrons [36],

$$H_{\text{leads}} = \sum_{\alpha ks} \xi_k c_{\alpha ks}^\dagger c_{\alpha ks}, \quad \alpha = R, L \quad (9)$$

with constant density of states ν , and the tunneling between the dot and the leads as

$$H_{\text{tunneling}} = \sum_{\alpha kns} t_\alpha c_{\alpha ks}^\dagger d_{ns} + \text{H.c.}, \quad (10)$$

where for simplicity we neglected the dependence of the tunneling amplitudes on n , so that each single-particle energy level in the dot acquires the same width $\Gamma_\alpha = \pi \nu t_\alpha^2$ due to the escape of electrons to lead α . The width Γ_α is related to the conductance G_α of the corresponding dot-lead junction according to $G_\alpha = (4e^2/h)(\Gamma_\alpha/\delta E)$. The tunneling Hamiltonian description (10) is applicable when these conductances are small, $G_\alpha \ll e^2/h$, hence the total width $\Gamma = \Gamma_L + \Gamma_R$, the level spacing δE , and the charging energy E_C form a well-defined hierarchy

$$\Gamma \ll \delta E \ll E_C. \quad (11)$$

It is clear from Eq. (8) that *half-integer* values of the dimensionless gate voltage are special. Indeed, consider an isolated dot ($\Gamma \rightarrow 0$), so that the number of electrons N in it is a good quantum number. The cost in electrostatic energy to add an extra electron to the dot then is

$$E_{N+1} - E_N = 2E_C(N_0^* - N_0), \quad N_0^* = N + 1/2 = \text{half-integer}.$$

That is, if $N_0 = N_0^*$, the states with N and $N+1$ electrons are degenerate. Accordingly, at low temperature $T \ll E_C$ the dependence of $N = \langle \hat{N} \rangle$ on N_0 should be staircase-like, see Fig. 2(a), with the width of the steps given by $\Delta \sim T/E_C$. The charge quantization remains intact when the tunneling is now turned on, with the tunneling-induced width Γ taking over from temperature at $T \lesssim \Gamma$.

The quantization of charge has a profound effect on the conductance through the dot G . At very high temperature $T \gg E_C$ the interaction in Eq. (8) has no effect, the conductance in this limit is small, $G_\infty \ll e^2/h$, and is given by the classical resistance addition formula

$$\frac{1}{G_\infty} = \frac{1}{G_L} + \frac{1}{G_R}. \quad (12)$$

Dependence on N_0 develops at $T \lesssim E_C$. When the gate voltage is tuned away from the mixed-valence regions, see Fig. 1(a), an addition or a removal of an electron cost approximately E_C in the Coulomb energy. In the course of a *real* transition the energy must be conserved. Since for $T \ll E_C$ the probability to find an electron with energy E_C is proportional to $\exp(-E_C/T)$, we expect the conductance to be exponentially suppressed (Coulomb blockade). On the contrary, within the mixed-valence regions the activation energy is small, and the conductance is relatively large. Thus, at $T \ll E_C$ the dependence $G(N_0)$ consists of a quasiperiodic sequence of narrow *Coulomb blockade peaks* of the width $\Delta \ll 1$ separated by broad *Coulomb blockade valleys*, as sketched in Fig. 2(b).

The theory of transport in the Coulomb blockade regime was developed in [37], and applied to devices with a controllable gate in [38]. This theory (commonly referred to as the *orthodox theory* [39]) is based on the rate equation formalism and is applicable at $T \gg \delta E$. The orthodox theory relies on the assumption that the inelastic electron relaxation rate within the dot is large compared to the escape rate Γ/\hbar [40]. In other words, transitions between the discrete levels in the dot occur well before an electron escapes to the leads. Under this assumption the tunneling events through the two junctions can be treated independently of each other (this is known as the *sequential tunneling* approximation; note that Eq. (12) relies on this approximation as well). The main results of the orthodox theory are summarized in Fig. 3.

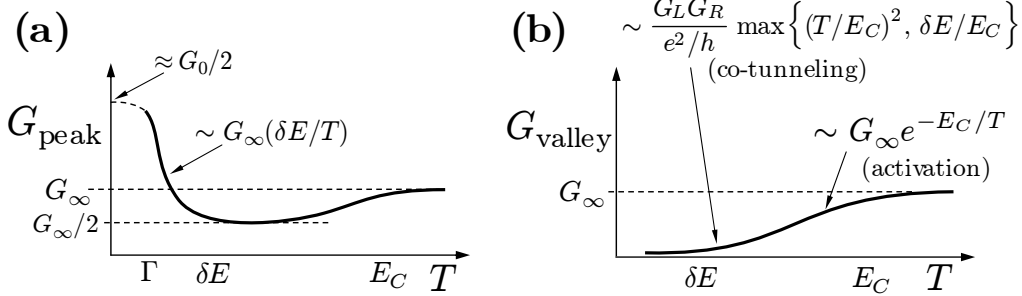


Fig. 3 (a) Temperature dependence of the height of a Coulomb blockade peak. (b) Conductance in the middle of a Coulomb blockade valley as function of temperature.

The orthodox theory predicts that when T is lowered, the heights of the Coulomb blockade peaks saturate to half of their high-temperature value G_∞ . This changes if one takes into account the discreteness of the energy levels in the dot (the discreteness becomes important at $T \ll \delta E$). The rate equation approach can be used as long as $T \gg \Gamma$ [41], and results in a dramatic increase of the heights of the Coulomb blockade peaks, see Fig. 3(a), potentially up to $\sim e^2/h \gg G_\infty$ [31, 41].

In the Coulomb blockade valleys the contribution to the conductance from the real transitions falls off exponentially with the decrease of temperature, as expected for thermally-activated transport. Eventually, the contributions from the higher-order (or *co-tunneling*) processes become dominant, see Fig. 3(b). In the co-tunneling mechanism states of the dot with a “wrong” charge participate in tunneling only as *virtual states*, so that the conservation of energy is no longer an issue: the events of electron tunneling from one of the leads into the dot, and tunneling from the dot to the other lead occur as a single quantum process, see Fig. 4. The existence of such higher-order contributions was discussed already in [32]. The first quantitative theory of this effect, however, was developed much later [42].

It should be noted that the co-tunneling contribution is very sensitive to the details of the model, and, in particular, to the dependence of the tunneling amplitudes in Eq. (10) on n . The estimate [42] quoted in Fig. 3(b) is appropriate for large semiconductor quantum dots [30] with chaotic motion of electrons in it [11, 31]. In this case the mesoscopic (valley-to-valley) fluctuations of the elastic co-tunneling contribution are strong, of the order of its average value [43, 31]. In fact, the elastic co-tunneling dominates the fluctuations of the conductance in the Coulomb blockade valleys at all $T \lesssim E_C$ [11].

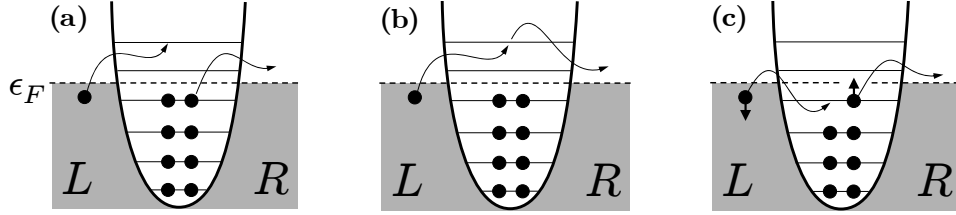


Fig. 4 A cartoon of various second-order (co-tunneling) processes [42].

(a) Inelastic co-tunneling: an electron tunnels from a lead into one of the vacant single-particle levels in the dot, while it is an electron occupying some other level that tunnels out of the dot, leaving behind an electron-hole pair. The resulting contribution to the conductance scales with temperature as T^2 .

(b) Elastic co-tunneling: occupation numbers of single-particle energy levels in the dot in the initial and in the final states are exactly the same. This process yields T -independent contribution to the conductance.

(c) Elastic co-tunneling with a flip of spin, which gives rise to the Kondo effect.

3 Kondo effect in a single electron transistor

Consider now a Coulomb blockade valley with $N = \text{odd}$ electrons in the dot. In the ground state, the top-most occupied level is filled with a single electron, which may be either in a spin-up or in a spin-down state. In other words, the dot has a spin $S = 1/2$ and its ground state is doubly degenerate. This singly-occupied level plays a special role in transport, as the elastic co-tunneling process involving this level may be accompanied by a flip of the transferred electron's spin with a simultaneous flip of the spin of the dot, see Fig. 4(c). This is precisely the kind of a spin-flip process that gives rise to the Kondo effect in tunneling [26, 27, 28]. Accordingly, we expect the conductance to increase with the decrease of temperature as shown in Fig. 5(a).

Let us now look more closely at the model (8)-(10). Instead of dealing with the operators $c_{R,L}$ describing conduction electrons in the right/left leads, we can work with their linear combinations

$$\begin{pmatrix} \psi \\ \phi \end{pmatrix} = (t_R^2 + t_L^2)^{-1/2} \begin{pmatrix} t_R & t_L \\ -t_L & t_R \end{pmatrix} \begin{pmatrix} c_R \\ c_L \end{pmatrix}. \quad (13)$$

With tunneling amplitudes independent of n , it is obvious from Eqs. (10) and (13) that only ψ -electrons couple to the dot [44]. The corresponding part of the Hamiltonian then takes the form

$$H = \sum_{ks} \xi_k \psi_{ks}^\dagger \psi_{ks} + t \sum_{kns} (\psi_{ks}^\dagger d_{ns} + \text{H.c.}) + \sum_{ns} \epsilon_n d_{ns}^\dagger d_{ns} + E_C (\hat{N} - N_0)^2 \quad (14)$$

with the tunneling amplitude $t = \sqrt{t_R^2 + t_L^2}$. Eq. (14) is the simplest possible multilevel generalization of the Anderson impurity model [19]. For $N_0 \approx \text{odd integer}$ it can be further reduced to the form of the Kondo model Eq. (3). In this effective Kondo model the spin operator \mathbf{S} describes the doubly-degenerate ground state of the dot. The exchange amplitude J in (3) can be estimated as

$$\nu J \sim \Delta |N_0 - N_0^*|^{-1} > 0, \quad (15)$$

where N_0^* is the half-integer number closest to N_0 and $\Delta = \Gamma/E_C$ (note that J turns out to be positive). This estimate is easy to understand as follows. Suppose $N_0 = \text{odd integer}$. The exchange is a result of a second-order process, see Fig. 4(c), which involves two acts of tunneling (hence the factor t^2) and an intermediate virtual state with $N_0 \pm 1$ electrons in the dot. The energy of this state is E_C , so that $\nu J \sim \nu t^2/E_C \sim \Delta$.

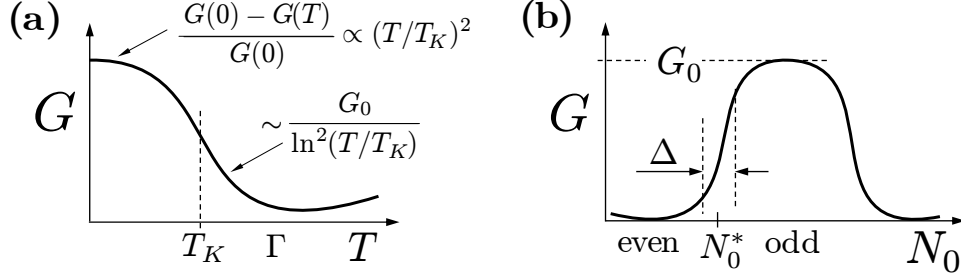


Fig. 5 (a) Temperature dependence of the conductance in the Coulomb blockade valley with odd number of electrons in the dot. (b) Conductance at $T = 0$ as function of the gate voltage.

The reduction of Eq. (14) to the effective Kondo model is possible only when the number of electrons in the dot is odd, i.e. when the gate voltage is outside the mixed-valence region $|N_0 - N_0^*| \lesssim \Delta$. In addition, the temperature must be sufficiently low so that the dot can be safely assumed to be in the ground state. This gives the high-energy cutoff for Eq. (3)

$$|\xi_k - \epsilon_F| < D \sim \min\{\delta E, 2E_C|N_0 - N_0^*|\}. \quad (16)$$

This condition excludes from the consideration conduction electrons which have enough energy to either excite an electron-hole pair in the dot, or to overcome the Coulomb barrier and induce a real transition to one of the states with “wrong” N . Since only electrons in a narrow strip of the width $|\xi_k - \epsilon_F| \sim T$ are involved in transport, imposing the cutoff $D \gtrsim T$ is perfectly legitimate. Substitution of Eqs. (15) and (16) into Eq. (5) shows that the Kondo temperature T_K reaches its maximum $T_K \sim \Gamma$ at the border of the mixed-valence region $|N_0 - N_0^*| \sim \Delta$, and falls off exponentially with the increase of the distance $|N_0 - N_0^*|$ to the charge degeneracy point.

We turn now to the conductance at zero temperature. Since at any gate voltage the ground state of the system is not degenerate (thanks to the Kondo effect!) the conductance can be calculated with the help of the Landauer formula, which relates G to the transmission probability through the dot. In the conventional scattering theory approach (see, e.g., [45]), the probability is expressed via the scattering phase shifts for the conduction electrons. In our toy model only ψ -particles scatter by the dot and acquire the phase shift, so that the conductance takes the form (see [11] for the details)

$$G = G_0 \frac{1}{2} \sum_s \sin^2 \delta_s, \quad (17)$$

where δ_s is the scattering phase shift at the Fermi level for ψ -particles with spin s , and

$$G_0 = \frac{2e^2}{h} \left[\frac{2t_L t_R}{t_L^2 + t_R^2} \right]^2. \quad (18)$$

For the Hamiltonian (14) the phase shifts can be expressed exactly (see, e.g., [46] or recall the Friedel sum rule) via the dot’s occupations

$$\delta_s = \pi N_s, \quad N_s = \left\langle \sum_n d_{ns}^\dagger d_{ns} \right\rangle.$$

Since the ground state is a singlet, there is no difference between the spin-up and spin-down occupations, i.e. $N_s = N/2$. Eq. (17) then yields

$$G = G_0 \sin^2(\pi N). \quad (19)$$

With the staircase-like dependence $N(N_0)$, see Fig. 2(a), the dependence $G(N_0)$ takes the form sketched in Fig. 5(b). The conductance reaches its maximum $\max\{G\} = G_0$ at $N = \text{odd integer}$. The value of $G_0 \leq 2e^2/h$, see Eq. (18), is determined by the asymmetry of the dot-leads junctions: $G_0 = 2e^2/h$ for $t_L = t_R$ [44]. Note that G goes through zero at $N = \text{even integer}$; the appearance of these antiresonances is an artefact of the model (10). With the increase of temperature the conductance decreases for odd N , see Fig. 5(a), and increases for even N . The effect of a finite T is the strongest in the middle of the Coulomb blockade valleys with odd N where T_K reaches its minimum.

4 Concluding remarks

In this short review we discussed the simplest form of the Kondo effect in a single electron transistor. When number of electrons in a quantum dot is odd, such system is essentially equivalent to the conventional $S = 1/2$ magnetic impurity imbedded in a tunneling barrier between two massive conductors. The Kondo effect in this case results in the lifting of the Coulomb blockade, and can even yield a perfect resonant transmission at sufficiently low temperature. Such behavior was indeed observed in lateral GaAs quantum dots [2].

In general, the Kondo effect arises whenever a coupling to conduction electrons induces transitions within a degenerate ground state multiplet of an interacting system. Unlike the conventional magnetic impurities, nanostructures can be easily tuned to the degeneracy point. Perhaps the simplest such effect was predicted in [47] and observed in a carbon-nanotube based single-electron transistor in [5]. Consider a quantum dot with even number of electrons. The ground state of such dot (which has zero spin) and one of the components of the excited triplet ($S = 1$) state, see Fig. 6, become degenerate in a magnetic field with Zeeman energy $B \sim \delta E$. The transitions between these two states are facilitated by the elastic co-tunneling process analogous to that in Fig. 4(c), and the Kondo effect again manifests itself in the lifting of the Coulomb blockade.

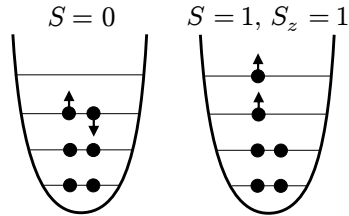


Fig. 6 In a magnetic field, the ground state of a quantum dot with even N and one of the components of the excited triplet state can become degenerate.

More complicated degeneracies occur in semiconductor quantum dots [3, 4]. Due to the smallness of the effective mass in GaAs, even a very weak magnetic field applied to these systems has a strong orbital effect. This makes it possible to tune the device to the point where the singlet and the triplet states are degenerate. The theory of this version of the Kondo effect was developed in [48] for the vertical dots and in [49] for the lateral ones. When the intradot exchange interaction is sufficiently strong, the dot may have spin $S > 1/2$ in the ground state. In this case, the Kondo effect occurs in two stages [50]: the conductance first raises, potentially up to $2e^2/h$, and then drops again as the temperature is further lowered. Such non-monotonic temperature dependence was observed in [3].

The spin degeneracy is not the only possible source of the Kondo effect. Any discrete index may play the part of spin, e.g. the orbital degeneracy in carbon nanotubes [6, 51]. Interestingly, even the problem

of finding the average charge in a very large quantum dot in the mixed-valence regime can be mapped onto the Kondo model [52], with the two almost degenerate charge states of the dot playing the part of the two states of spin-1/2. This setup turns out to be a robust realization [52] of the symmetric (i.e. having equal exchange constants) two-channel $S = 1/2$ Kondo model [53]. The model results in a peculiar temperature dependence of the observable quantities, which at low temperatures follow power laws with manifestly non-Fermi-liquid fractional values of the exponents. Another quantum-dot based realization of the two-channel Kondo model has been proposed in [54], and is now a subject of intensive research, see e.g. [55].

These are just a few out of many possible extensions of the simple ideas discussed in this paper.

Acknowledgements

This work was partially supported by the Nanoscience/Nanoengineering Research Program of Georgia Tech.

References

- [1] D. Goldhaber-Gordon et al., *Nature* **391**, 156 (1998); S.M. Cronenwett, T.H. Oosterkamp and L.P. Kouwenhoven, *Science* **281**, 540 (1998); J. Schmid et al., *Physica B* **256-258**, 182 (1998).
- [2] W.G. van der Wiel et al., *Science* **289**, 2105 (2000); Y. Ji, M. Heiblum and H. Shtrikman, *Phys. Rev. Lett.* **88**, 076601 (2002).
- [3] W.G. van der Wiel et al., *Phys. Rev. Lett.* **88**, 126803 (2002); D.M. Zumbühl et al., *Phys. Rev. Lett.* **93**, 256801 (2004).
- [4] S. Sasaki et al., *Nature* **405**, 764 (2000); S. Sasaki et al., *Phys. Rev. Lett.* **93**, 017205 (2004).
- [5] J. Nygård, D.H. Cobden and P.E. Lindelof, *Nature* **408**, 342 (2000); W. Liang, M. Bockrath and H. Park, *Phys. Rev. Lett.* **88**, 126801 (2002); B. Babić, T. Kontos and C. Schönenberger, *Phys. Rev. B* **70**, 235419 (2004).
- [6] P. Jarillo-Herrero et al., *Nature* **434**, 484 (2005).
- [7] J. Park et al., *Nature* **417**, 722 (2002); W. Liang et al., *Nature* **417**, 725 (2002); L.H. Yu and D. Natelson, *Nano Lett.* **4** 79 (2004); A.N. Pasupathy, *Science* **306**, 86 (2004).
- [8] L.T. Li et al., *Phys. Rev. Lett.* **80**, 2893 (1998); V. Madhavan et al., *Science* **280**, 567 (1998); T. Jamneala et al., *Phys. Rev. Lett.* **87**, 256804 (2001); H.C. Manoharan et al., *Nature* **403**, 512 (2000); N. Knorr, *Phys. Rev. Lett.* **88**, 096804 (2002); A.J. Heinrich, *Science* **306**, 466 (2004); A. Zhao et al., *Science* **309**, 1542 (2005).
- [9] A.A. Houck et al., *Nano Lett.* **5**, 1685 (2005).
- [10] M. Kataoka et al., *Phys. Rev. Lett.* **83**, 160 (1999); M. Kataoka et al., *Phys. Rev. Lett.* **89**, 226803 (2002).
- [11] M. Pustilnik and L.I. Glazman, *Journ. of Physics: Condens. Matter* **16**, R513 (2004); L.I. Glazman and M. Pustilnik, in: *Nanophysics: Coherence and Transport*. Les Houches Session LXXXI, edited by H. Bouchiat et al. (Elsevier, Amsterdam, 2005), pp. 427-478 (also available as cond-mat/0501007).
- [12] J. Kondo, *Prog. Theor. Phys.* **32**, 37 (1964).
- [13] W.J.de Haas, J. de Boer, and G.J. van den Berg, *Physica* **1**, 1115 (1934); W.J.de Haas and J. de Boer, *Physica* **1**, 609 (1934).
- [14] J. Kondo, *J. Phys. Soc. Japan* **74**, 1 (2005).
- [15] P.W. Anderson, *Comments on Solid State Physics* **1**, 31 (1968); **1**, 190 (1968); **3**, 153 (1971); **5**, 73 (1973) (reprinted in: P.W. Anderson, *A Career in Theoretical Physics* (World Scientific, Singapore, 1994), pp. 217-244).
- [16] A.S. Hewson, *The Kondo Problem to Heavy Fermions* (Cambridge University Press, Cambridge, 1997).
- [17] S.V. Vonsovsky, *Zh. Eksp. Teor. Fiz.* **16**, 981 (1946); C. Zener, *Phys. Rev.* **81**, 440 (1951); M. A. Ruderman and C. Kittel, *Phys. Rev.* **96**, 99 (1954); T. Kasuya, *Progr. Theor. Phys.* **16**, 45 (1956); K. Yosida, *Phys. Rev.* **106**, 893 (1957).
- [18] J.R. Schrieffer and P.A. Wolff, *Phys. Rev.* **149**, 491 (1966).
- [19] P.W. Anderson, *Phys. Rev.* **124**, 41 (1961).
- [20] A.A. Abrikosov, *Physics* **2**, 5 (1965); H. Suhl, *Phys. Rev.* **138**, A515 (1965).
- [21] The longest-standing puzzle was, apparently, the superconductivity, whose explanation came half a century after its discovery. For comparison, it took only a few months to explain the fractional quantum Hall effect.
- [22] P.W. Anderson, *Journ. of Physics C* **3**, 2436 (1970); P.W. Anderson, G. Yuval and D.R. Hamann, *Phys. Rev. B* **1** 4464 (1970).
- [23] K.G. Wilson, *Rev. Mod. Phys.* **47**, 773 (1975).
- [24] P. Nozières, *J. Low Temp. Phys.* **17**, 31 (1974).

- [25] A.M. Tsel'ick and P.B. Wiegmann, *Adv. Phys.* **32**, 453 (1983); N. Andrei, K. Furuya and J.H. Lowenstein, *Rev. Mod. Phys.* **55**, 331 (1983).
- [26] A.F.G. Wyatt, *Phys. Rev. Lett.* **13** (1964) 401; R.A. Logan and J.M. Rowell, *Phys. Rev. Lett.* **13** (1964) 404.
- [27] J.A. Appelbaum, *Phys. Rev. Lett.* **17**, 91 (1966); *Phys. Rev.* **154**, 633 (1967); P.W. Anderson, *Phys. Rev. Lett.* **17**, 95 (1966).
- [28] C.B. Duke, *Tunneling in Solids* (Academic Press, New York, 1969); J.M. Rowell, in: *Tunneling Phenomena in Solids*, edited by E. Burstein and S. Lundqvist (Plenum Press, New York, 1969), p. 385.
- [29] L. Kouwenhoven and L. Glazman, *Physics World* **14**, 33 (2001).
- [30] L.P. Kouwenhoven et al., in: *Mesoscopic Electron Transport*, edited by L.L. Sohn et al. (Kluwer, Dordrecht, 1997), pp. 105-214; M.A. Kastner, *Rev. Mod. Phys.* **64**, 849 (1992); U. Meirav and E.B. Foxman, *Semicond. Sci. Technol.* **11**, 255 (1996).
- [31] I.L. Aleiner, P.W. Brouwer and L.I. Glazman, *Phys. Rep.* **358**, 309 (2002).
- [32] I. Giaever and H.R. Zeller, *Phys. Rev. Lett.* **20**, 1504 (1968); H.R. Zeller and I. Giaever, *Phys. Rev.* **181**, 789 (1969).
- [33] J. Lambe and R.C. Jaklevic, *Phys. Rev. Lett.* **22**, 1371 (1969).
- [34] The concept of charging was invoked in order to explain the early data on the in-plane transport in granular films in C.J. Gorter, *Physica* **17**, 777 (1951) and C.A. Neugebauer and M.B. Webb, *J. Appl. Phys.* **33**, 74 (1962).
- [35] For example, a GaAs-based semiconductor quantum dot [1, 2, 3, 30] of a linear size ~ 100 nm contains about 10 electrons. The charging energy of such dot $E_C \sim 1$ meV, while the mean single-particle level spacing δE is roughly 10 times smaller. Hence, both the charging effects and the effects associated with the quantization of the single-particle energy levels can be resolved in transport experiments performed in dilution refrigerators with base temperatures below 50 mK [30].
- [36] This is an excellent approximation for lateral quantum dot systems formed by the gate depletion of two-dimensional electron gas at the interface between two semiconductors [30] (see the discussion in [11, 31, 50] and references therein), but not necessarily for other systems of interest, see, e.g., [48].
- [37] R.I. Shekhter, *Zh. Eksp. Teor. Fiz.* **63**, 1410 (1972) [*Sov. Phys. - JETP* **36**, 747 (1973)]; I.O. Kulik and R.I. Shekhter, *Zh. Eksp. Teor. Fiz.* **62**, 623 (1975) [*Sov. Phys. - JETP* **41**, 308 (1975)].
- [38] D.V. Averin and K.K. Likharev, *J. Low Temp. Phys.* **62**, 345 (1986); L.I. Glazman and R.I. Shekhter, *Journ. of Physics: Condens. Matter* **1**, 5811 (1989).
- [39] D.V. Averin and K.K. Likharev, in: *Mesoscopic Phenomena in Solids*, edited by B.L. Altshuler, P.A. Lee, and R.A. Webb (Elsevier, Amsterdam, 1991), p. 173.
- [40] Note that having a finite inelastic relaxation rate requires inclusion of mechanisms beyond the model Eq. (8), e.g., electron-phonon collisions.
- [41] L.I. Glazman and K.A. Matveev, *Pis'ma Zh. Eksp. Teor. Fiz.* **48**, 403 (1988) [*JETP Lett.* **48**, 445 (1988)]; C.W.J. Beenakker, *Phys. Rev. B* **44**, 1646 (1991); D.V. Averin, A.N. Korotkov and K.K. Likharev, *Phys. Rev. B* **44**, 6199 (1991).
- [42] D.V. Averin and Yu.V. Nazarov, *Phys. Rev. Lett.* **65**, 2446 (1990).
- [43] I.L. Aleiner and L.I. Glazman, *Phys. Rev. Lett.* **77**, 2057 (1996).
- [44] L.I. Glazman and M.E. Raikh, *Pis'ma Zh. Eksp. Teor. Fiz.* **47**, 378 (1988) [*JETP Lett.* **47**, 452 (1988)]; T.K. Ng and P.A. Lee, *Phys. Rev. Lett.* **61**, 1768 (1988).
- [45] R.G. Newton, *Scattering Theory of Waves and Particles* (Dover, Mineola, 2002).
- [46] D.C. Langreth, *Phys. Rev.* **150**, 516 (1966).
- [47] M. Pustilnik, Y. Avishai and K. Kikoin, *Phys. Rev. Lett.* **84**, 1756 (2000).
- [48] M. Eto and Yu.V. Nazarov, *Phys. Rev. Lett.* **85**, 1306 (2000); M. Pustilnik and L.I. Glazman, *Phys. Rev. Lett.* **85**, 2993 (2000); *Phys. Rev. B* **64**, 045328 (2001).
- [49] V.N. Golovach and D. Loss, *Europhys. Lett.* **62**, 83 (2003); M. Pustilnik, L.I. Glazman and W. Hofstetter, *Phys. Rev. B* **68**, 161303(R) (2003).
- [50] M. Pustilnik and L.I. Glazman, *Phys. Rev. Lett.* **87**, 216601 (2001).
- [51] L. Borda et al., *Phys. Rev. Lett.* **90**, 026602 (2003).
- [52] K.A. Matveev, *Zh. Eksp. Teor. Fiz.* **99**, 1598 (1991) [*Sov. Phys. - JETP* **72**, 892 (1991)]; K.A. Matveev, *Phys. Rev. B* **51**, 1743 (1995).
- [53] P. Nozières and A. Blandin, *J. Physique* **41**, 193 (1980).
- [54] Y. Oreg and D. Goldhaber-Gordon, *Phys. Rev. Lett.* **90**, 136602 (2003).
- [55] M. Pustilnik et al., *Phys. Rev. B* **69**, 115316 (2004).