

Superfluidity of “dirty” indirect excitons and magnetoexcitons in two-dimensional trap

Oleg L. Berman¹, Yurii E. Lozovik², David W. Snoke¹, and Rob D. Coalson³

¹*Department of Physics and Astronomy, University of Pittsburgh,
3941 O'Hara Street,
Pittsburgh, PA 15260 USA*

²*Institute of Spectroscopy, Russian Academy of Sciences,
142190 Troitsk, Moscow Region, Russia*

³*Department of Chemistry, University of Pittsburgh,
Pittsburgh, PA 15260, USA*

(Dated: February 8, 2020)

Abstract

The superfluid phase transition of bosons in a two-dimensional (2D) system with disorder and an external parabolic potential is studied. The theory is applied to experiments on indirect excitons in coupled quantum wells. The random field is allowed to be large compared to the dipole-dipole repulsion between excitons. The slope of the external parabolic trap is assumed to change slowly enough to apply the local density approximation (LDA) for the superfluid density, which allows us to calculate the Kosterlitz-Thouless temperature $T_c(n(r))$ at each local point r of the trap. The superfluid phase occurs around the center of the trap ($\mathbf{r} = 0$) with the normal phase outside this area. As temperature increases, the superfluid area shrinks and disappears at temperature $T_c(n(r = 0))$. Disorder acts to deplete the condensate; the minimal total number of excitons for which superfluidity exists increases with disorder at fixed temperature. If the disorder is large enough, it can destroy the superfluid entirely. The effect of magnetic field is also calculated for the case of indirect excitons. In a strong magnetic field H , the superfluid component decreases, primarily due to the change of the exciton effective mass.

PACS numbers: 71.35.Lk, 73.20.Mf, 73.21.Fg, 71.35.-y

Key words: coupled quantum wells, superfluidity, indirect excitons, Bose-Einstein condensation of excitons

I. INTRODUCTION

Superfluidity in a system of spatially indirect excitons (with spatially separated electrons and holes) in coupled quantum wells (CQW) has been predicted by Lozovik and Yudson,¹ and several subsequent theoretical studies^{2,3,4,5,6,7,8,9,10,11,12,13,14,15} have suggested that this should be manifested as persistent electric currents, quasi-Josephson phenomena and unusual properties in strong magnetic fields. In the past ten years, a number of experimental studies have focused on observing these behaviors.^{16,17,18,19,20,21,22,23} One of the appeals of this system is that the electron and hole wavefunctions have very little overlap, so that the excitons can have very long lifetime ($> 20 \mu s$), and therefore they can be treated as metastable particles to which quasiequilibrium statistics apply. Also, when the spatial separation between the electrons and holes is large enough, the interactions between the excitons are entirely dipole-dipole repulsive.

In real experiments disorder plays a very important role.^{16,17,18,19,20,21,22} Although the inhomogeneous broadening linewidth of typical GaAs-based samples has been improved from around 20 meV to less than 1 meV,¹⁶ the disorder energy is still not always small compared to the exciton-exciton repulsion energy. At a typical exciton density of a few times 10^{10} cm^{-2} , the interaction energy of the excitons is several meV. On the other hand, the typical disorder energy of 1 meV is low compared to the typical exciton binding energy of 5 meV, so that the excitons can be viewed as stable particles. Typical thermal energies at liquid helium temperatures are $k_B T = 0.2 - 2 \text{ meV}$. Previous work²⁵ has shown that in the low-temperature limit, in the case of no trapping potential, the density n_s of the superfluid component in CQW systems and the temperature of the superfluid transition (the Kosterlitz-Thouless temperature T_c ²⁴) decrease with increasing amplitude of the random field (the general description of “dirty” boson problem is presented in Ref. [26]).

In the present paper we consider the phase transition in the system of the excitons trapped in a confining potential, in which case true Bose condensation is possible. Experimentally, an in-plane harmonic potential is possible in GaAs quantum well structures by using inhomogeneous stress.^{17,27} The Bose condensation in this case is similar to that for Bose atoms in trap.^{28,29,30,31,32,33,34} The slope of the external parabolic trap is assumed to change slowly enough to apply the local density approximation (LDA) for the superfluid density and Kosterlitz-Thouless temperature at each local point of the trap. This assumption allows

us to substitute the exciton density profile in the Thomas-Fermi approximation³⁴ into the expressions for the superfluid density and Kosterlitz-Thouless temperature obtained for the system without the confinement, found in Ref. [25]. We also analyze the phase transitions in strong magnetic field, applying the effective Hamiltonian approach developed in Ref. [35].

The paper is organized in the following way. In Sec. II the local density profile, superfluid density and Kosterlitz-Thouless transition in the trapped indirect exciton system with disorder are obtained. The temperature dependence of the minimal total number of excitons for superfluidity at various levels of disorder is calculated. In Sec. III the local density profile and the phase transitions of the trapped dirty system in magnetic field are obtained. In Sec. IV we present our conclusions .

II. THE DENSITY PROFILE AND THE LOCAL KOSTERLITZ-THOULESS PHASE TRANSITION IN LDA

We consider a slowly changing parabolic potential with the characteristic length of inhomogeneity l much greater than the excitonic de-Broglie wavelength $\lambda = \hbar/\sqrt{2M\mu}$:

$$l \gg \frac{\hbar}{\sqrt{2M\mu}}, \quad (1)$$

where $M = m_e + m_h$ is the mass of indirect exciton (m_e and m_h are the electron and hole masses, respectively), and μ is the chemical potential of the system with dipole-dipole repulsion, given in the ladder approximation by³⁶ (here and below, $\hbar = 1$)

$$\mu = \frac{8\pi n}{2M \log \left(\frac{\epsilon^2}{8\pi s^2 n M^2 e^4 D^4} \right)}, \quad (2)$$

where e is the charge of an electron, D is the distance between quantum wells, s is the spin degeneracy, ϵ is the dielectric constant, n is the two-dimensional (2D) exciton density without confinement (we consider the dilute exciton gas $n\rho^2 \ll 1$, where ρ is the exciton radius).

Following earlier work,³⁷ one can write the random field felt by an indirect exciton in coupled quantum wells, induced by fluctuations in the widths of electron and hole quantum wells, in the form $V(\mathbf{r}_e, \mathbf{r}_h) = \alpha_e[\xi_1(\mathbf{r}_e) - \xi_2(\mathbf{r}_e)] + \alpha_h[\xi_3(\mathbf{r}_h) - \xi_4(\mathbf{r}_h)]$, where separate parameters are introduced for the random fields felt by the electrons and holes which make up

the exciton, since in the standard coupled quantum well structure the electron and hole are spatially separated in two different wells. Here $\alpha_{e,h} = \partial E_{e,h}^{(0)} / \partial d_{e,h}$, where $d_{e,h}$ is the average width of the electron or hole quantum well, and $E_{e,h}^{(0)}$ is the lowest energy of the electron and hole confined state; ξ_1, ξ_2, ξ_3 and ξ_4 are the fluctuation amplitudes of the upper and lower interfaces of the two quantum wells. We assume that fluctuations on different interfaces are statistically independent, whereas fluctuations of a specific interface are characterized by Gaussian correlation function $\langle \xi_i(\mathbf{r}_1) \xi_j(\mathbf{r}_2) \rangle = g_i \delta_{ij} \delta(\mathbf{r}_2 - \mathbf{r}_1)$, $\langle \xi_i(\mathbf{r}) \rangle = 0$, where g_i is proportional to the squared amplitude of the i th interface fluctuation.³⁷

As shown in earlier work,²⁵ in the low frequency and long wavelength limits, the effect of this type of disorder is to give a single parameter Q which is an imaginary self-energy of the exciton due to the disorder. The Green's function of the center of mass of the isolated exciton at $T = 0$ in the random field is given in the momentum-frequency domain within the second order Born approximation by³⁸

$$G^{(0)}(\mathbf{p}, \omega) = \frac{1}{\omega - \varepsilon_0(p) + \mu + iQ(\mathbf{p}, \omega)}, \quad (3)$$

where μ is the chemical potential of the system, $\varepsilon_0(p) = p^2/2M$ is the spectrum of the center mass of the exciton in the “clean” system, and the parameter Q is determined by the disorder as

$$\begin{aligned} Q(\mathbf{p}, \omega) &= Q = \frac{\alpha_e^2(g_1 + g_2) - \alpha_h^2(g_3 + g_4)}{16\pi^4} M; & m_e = m_h; \quad \alpha_h \left(\frac{m_h}{m_e} \right)^2 \ll \alpha_e, \\ Q(\mathbf{p}, \omega) &= Q = \frac{\alpha_e^2(g_1 + g_2)}{64\pi^4} M, & m_h \gg m_e; \quad \alpha_h \left(\frac{m_h}{m_e} \right)^2 \ll \alpha_e. \end{aligned} \quad (4)$$

For the slowly changing confinement potential $U(r) = \gamma r^2/2$ (γ is the curvature of the confinement potential applied to the center of mass of the exciton taken from Ref.[27], and r is the distance between the center of mass of the exciton and the center of confinement), assuming the inequality Eq. (1) holds, the Thomas-Fermi approximation can be applied in the thermodynamic equilibrium.³⁴ In the Thomas-Fermi approximation, the chemical potential of the system at each local point equals the sum of the coordinate-dependent local chemical potential and the external field. Since for the “dirty” system the chemical potential enters to the interacting Green's function as $\sqrt{\mu^2 - Q^2}$ (which represents the chemical potential of the “dirty” infinite [unconfined] excitonic system²⁵), we obtain the Thomas-Fermi equation for the local density profile $n(r) = n_0 - \Delta n(r)$, (where $n_0 = n(r = 0)$ is the exciton density

at the point of the minimum of the parabolic potential)

$$\sqrt{\mu^2[n_0] - Q^2} = \sqrt{\mu^2[(n_0 - \Delta n(r))] - Q^2} + U(r), \quad (5)$$

where $\mu[n(r)]$ represents the contribution to the chemical potential of the “clean” system due to dipole-dipole repulsion at each local point, as found by substituting the coordinate-dependent local density $n(r)$ into Eq. (2). In the very dilute limit ($n_0\rho^2 \rightarrow 0$, ρ being the exciton radius) for the weak confinement potential ($\Delta n(r) \ll n_0$ and $\mu^2[n_0]\Delta n(r)/[(\mu^2[n_0] - Q^2)n_0] \ll 1$) we get the approximate exciton density profile

$$\Delta n(r) = \frac{\gamma}{2} \frac{\sqrt{\mu^2[n_0] - Q^2}}{\mu^2[n_0]} n_0 r^2. \quad (6)$$

The exciton density profiles at different n_0 and Q at $T = 0$ are represented in Figs. 1 and 2.

We apply the local density approximation (LDA) to obtain the local superfluid density $n_s(T, r)$ and the Kosterlitz-Thouless phase transition temperature $T_c(r)$ at each point r of the trap. The LDA can be used for a potential which is flat on the characteristic length scale l much greater than the average distance R between vortices of the normal phase, where R is estimated as²⁴:

$$\ln \frac{R}{\rho} \sim \exp \left\{ \left(\ln \frac{T_c}{T - T_c} \right)^{1/2} \right\}, \quad T \rightarrow T_c^+. \quad (7)$$

This estimation works at temperatures above T_c , and diverges at $T = T_c$. So we can use the LDA at temperatures sufficiently close to T_c , but it breaks down at T_c . In the LDA framework, the trapped system has at each point in space exactly the same properties as an infinite system, using the local density $n(r)$ instead of the average density n for the infinite system. Substituting the local density profile Eq. (6) into the expressions for n_s and T_c for the infinite system²⁵, we obtain for the local superfluid density

$$n_s(r) = n(r) - s \frac{3\zeta(3)}{2\pi} \frac{T^3}{c_s^4(n(r), Q)M} - s \frac{n(r)Q}{2Mc_s^2(n(r), Q)}, \quad (8)$$

and for the local Kosterlitz-Thouless temperature

$$T_c(r) = \left[\left(1 + \sqrt{\frac{32}{27} \left(\frac{MT_c^0(r)}{\pi n'(r)} \right)^3 + 1} \right)^{1/3} - \left(\sqrt{\frac{32}{27} \left(\frac{MT_c^0(r)}{\pi n'(r)} \right)^3 + 1} - 1 \right)^{1/3} \right] \frac{T_c^0(r)}{2^{1/3}}, \quad (9)$$

where $c_s^2(r) = \sqrt{\mu^2[n(r)] - Q^2}/M$ is the local velocity of sound and s is the spin degeneracy, equal to 4 for excitons in GaAs quantum wells. Here T_c^0 is an auxiliary quantity, equal to

the temperature at which the superfluid density vanishes in the mean-field approximation (i.e., $n_s(T_c^0) = 0$),

$$T_c^0(r) = \left(\frac{2\pi n'(r) c_s^4(r) M}{3\zeta(3)} \right)^{1/3}. \quad (10)$$

In Eqs. (9) and (10), $n'(r)$ is

$$n'(r) = n(r) - s \frac{n(r)Q}{2Mc_s^2(r)}. \quad (11)$$

For the trapped excitonic system we find the dependence of the critical minimal total number N_c of particles where the global superfluidity exists on the temperature T at different Q . The total number of particles corresponding to fixed n_0 is given by

$$N = 2 \int_0^{r_0} n(r) d^2r, \quad (12)$$

where, again, the exciton density profile $n(r) = n_0 - \Delta n(r)$ ($\Delta n(r)$ is given by Eq. (6)); $r_0 = \mu(2/(\gamma\sqrt{\mu^2 - Q^2}))^{1/2}$ is the root of the equation $n(\pm r_0) = 0$.

Expressing $n(r)$ in terms of N using Eq. (12), and substituting $n(r)$ in Eq. (9), we calculate the critical total number $N_c(T)$ of excitons corresponding to Kosterlitz-Thouless phase transition (see Fig.3). Our calculations show that at fixed temperature T , it takes a greater total number of excitons N_c to achieve superfluidity as disorder increases.

III. TRAPPED INDIRECT MAGNETOEXCITONS IN COUPLED QUANTUM WELLS IN RANDOM FIELD

We now consider indirect excitons in a strong magnetic field perpendicular to the quantum wells in the presence of the disorder, extending previous work on a homogeneous gas of excitons in a magnetic field.³⁵ In this case we neglect the transitions between different Landau levels of the magnetoexciton, including transitions caused by scattering from the slowly varying spatial confinement potential $U(r_e, r_h) = \frac{1}{2}\gamma(r_e^2 + r_h^2)$ and the random field potential. We also neglect nondiagonal matrix elements of the Coulomb interaction between a paired electron and hole. The region of applicability of these two assumptions is defined by the inequalities³⁷ $\omega_c \gg E_b$, $\omega_c \gg \sqrt{\langle V_{e(h)}^2 \rangle_{av}}$, where $\omega_c = eH/m_{e-h}$, and $m_{e-h} = m_e m_h / (m_e + m_h)$ is the exciton reduced mass in the quantum well plane; E_b is the magnetoexciton binding energy in an ideal “pure” system as a function of magnetic field H and the distance between electron and hole quantum wells D : $E_b \sim e^2/\epsilon r_H \sqrt{\pi/2}$ at $D \ll r_H$ and $E_b \sim e^2/\epsilon D$ at

$D \gg r_H$ ($r_H = (eH)^{-1/2}$ is the magnetic length).^{4,39} Here $\langle \dots \rangle_{av}$ denotes an average over the fluctuations of the random field. The characteristic length of inhomogeneity is assumed to be much greater than the magnetic length: $l \gg r_H$. We consider the characteristic length of the random field potential L to be much shorter than the average distance between excitons $r_s \sim 1/\sqrt{\pi n}$ ($L \ll 1/\sqrt{\pi n}$, where n is the total exciton density) similar to Ref. [25].

It can be shown³⁵ that the effective Hamiltonian \hat{H}_{eff} of the system of indirect “dirty” magnetoexcitons at small momenta is identical to the Hamiltonian of indirect “dirty” excitons without magnetic field but with magnetic mass m_H instead of $M = m_e + m_h$. In strong magnetic fields at $D \gg r_H$ the exciton magnetic mass is $m_H \approx D^3 \epsilon / (e^2 r_H^4)$ ³⁹. Therefore, for the trapped system in strong magnetic field we can apply the expressions for the exciton local density profile, local superfluid density and local temperature of the Kosterlitz-Thouless phase transition for the “dirty” trapped (Sec. II) system without magnetic field using random field V_{eff} , and an effective external field of confinement U_{eff} instead of $U_e(\mathbf{r}) + U_h(\mathbf{r})$, respectively. The effective parameter of disorder Q for the system of magnetoexcitons is given by³⁵

$$Q(\mathbf{p}, \omega) = Q = \frac{\alpha_e^2(g_1 + g_2) + \alpha_h^2(g_3 + g_4)}{64\pi^4} m_H. \quad (13)$$

and the effective field of confinement has the form

$$U_{\text{eff}}(\mathbf{R}) = \frac{1}{\pi r_H^2} \int \exp\left(-\frac{(\mathbf{R} - \mathbf{r})^2}{r_H^2}\right) [U_e(\mathbf{r}) + U_h(\mathbf{r})] d\mathbf{r}. \quad (14)$$

Eq. (14) is valid if the characteristic length l of inhomogeneity of the trapping potential $U(\mathbf{r}_e, \mathbf{r}_h)$ is much greater than the magnetoexciton mean size $r_{exc} \approx r_H$. In a strong magnetic field we obtain $U_{\text{eff}}(\mathbf{R}) = U(\mathbf{R}) = \gamma R^2/2$. Therefore, magnetic field does not change the effective trapping potential.

Since magnetic field affects the effective Hamiltonian only by replacing the excitonic mass M by effective the magnetic mass m_H ,³⁵ the magnetoexciton local density profile can be obtained by substitution the effective disorder parameter Q (Eq. (13)) into Eq. (6) and effective magnetic mass m_H instead of M and $s = 1$ into the expression for μ (Eq. (2)) and Eq. (6). As we can see from this substitution, the magnetoexciton local density at a fixed local point \mathbf{r} decreases as magnetic field increases proportional to the magnetic mass $m_H \sim H^2$ when $D \gg r_H$. The negative correction to the local exciton density is also an increasing function of the interwell separation D because $m_H \sim D^3$. The local superfluid

density and the local Kosterlitz-Thouless phase transition temperature can be obtained by replacing M by m_H and substitution of the magnetoexciton local density profile in Eqs. (8), (9), (10) and (11). As we can see from Eq. (13), increasing magnetic field H , corresponding to higher Q , results in higher minimal total number N_c required to observe superfluidity at fixed T .

IV. DISCUSSION

As we can see from Eq. (9), the critical temperature T_c for superfluidity at $r = 0$ is the same as that of an infinite system with $n = n_0$. Since at $r > 0$ the local exciton density decreases, as we go farther from the minimum, the Kosterlitz-Thouless critical temperature and superfluid density will decrease. In general, there will be a superfluid centered at $r = 0$ and a normal phase outside this area; the size of the superfluid region will shrink as T increases.

The disorder is found to deplete the superfluid, making the superfluid region smaller than it would be in the absence of disorder, according to Eq. (6) (see Figs. 1 and 2). A “clean” system is always superfluid at $T = 0$, but a “dirty” system will have a quantum phase transition to the superfluid state at some critical density (see Fig. 3) even at $T = 0$.

In a strong magnetic field H , the correction of the local density is found to increase with magnetic field as H^2 and with interwell separation D as D^3 . As magnetic field H increases, the minimum total number N_c required to observe superfluidity increases at fixed T . The critical effective disorder parameter increases with magnetic field as H^2 at $T = 0$.

Acknowledgements

O. L. B. wishes to thank the participants of the First International Conference on Spontaneous Coherence in Excitonic Systems (ICSCE) in Seven Springs PA for many useful and stimulating discussions. Yu. E. L. was supported by the INTAS grant. D. W. S. and R. D. C. have been supported by the National Science Foundation.

¹ Yu. E. Lozovik and V. I. Yudson, Pis'ma ZhETF **22**, 26 (1975) [JETP Lett. **22**, 26(1975)]; ZhETF **71**, 738 (1976) [JETP **44**, 389 (1976)]; Sol. St. Comms. **18**, 628 (1976); Sol. St. Comms.

- 18**, 628 (1976); Sol. St. Comms. **21**, 211 (1977).
- ² A. V. Klyuchnik and Yu. E. Lozovik, ZhETF **76**, 670 (1979) [JETP **49**, 335 (1979)]; Yu. E. Lozovik and A. V. Poushnov, Phys. Lett. **A 228**, 399 (1997).
- ³ S. I. Shevchenko, Phys. Rev. Lett. **72**, 3242 (1994).
- ⁴ I. V. Lerner and Yu. E. Lozovik, ZhETF **74**, 274 (1978) [JETP **47**, 146 (1978)]; ZhETF **76**, 1136 (1979) [JETP **49**, 576 (1979)]; ZhETF **78**, 1167 (1980) [JETP **51**, 588 (1980)]; ZhETF **80**, 1488 (1981) [JETP **53**, 763 (1981)];
- ⁵ A. B. Dzjubenko and Yu. E. Lozovik, Fiz. Tverd. Tela **25**, 1519 (1983) [Solid State Phys. **25**, 874 (1983)]; Fiz. Tverd. Tela **26**, 1540 (1984) [Solid State Phys. **26**, 938 (1984)]; J. Phys. **A 24**, 415 (1991); Yu. E. Lozovik, I. V. Ovchinnikov, S. Yu. Volkov, L. V. Butov, and D. S. Chemla, Phys. Rev. **B 65**, 235304 (2002).
- ⁶ C. Kallin and B. I. Halperin, Phys. Rev. **B 30**, 5655 (1984); Phys. Rev. **B 31**, 3635 (1985).
- ⁷ D. S. Chemla, J. B. Stark, and W. H. Knox, In "*Ultrafast Phenomena VIII*", Eds. J. -L. Martin et al., Springer, 21 (1993); C. W. Lai, J. Zoch, A. C. Gossard, and D. S. Chemla, Science **303**, 503 (2004).
- ⁸ D. Yoshioka and A. H. MacDonald, J. Phys. Soc. of Japan, **59**, 4211 (1990).
- ⁹ J. Zang, D. Schmeltzer and J. L. Birman, Phys. Rev. Lett. **71**, 773 (1993).
- ¹⁰ Xu. Zhu, P. B. Littlewood, M. S. Hybertsen and T. M. Rice, Phys. Rev. Lett. **74**, 1633 (1995).
- ¹¹ S. Conti, G. Vignale and A. H. MacDonald, Phys. Rev. **B 57**, R6846 (1998).
- ¹² Yu. E. Lozovik and O. L. Berman, Pis'ma ZhETF **64**, 526 (1996) [JETP Lett. **64**, 573 (1996)]; ZhETF **111**, 1879 (1997) [JETP **84**, 1027 (1997)].
- ¹³ Yu. E. Lozovik, O. L. Berman and V. G. Tsvetus, Phys. Rev. **B 59**, 5627 (1999).
- ¹⁴ Yu. E. Lozovik, O. L. Berman, and M. Willander, J. Phys.: Condens. Matter **14**, 12457 (2002).
- ¹⁵ M. A. Olivares-Robles and S. E. Ulloa, Phys. Rev. **B 64**, 115302 (2001).
- ¹⁶ D. Snoke, S. Denev, Y. Liu, L. Pfeiffer and K. West, Nature **418**, 754 (2002).
- ¹⁷ D.W. Snoke, Y. Liu, Z. Vörös, L. Pfeiffer, and K. West, Solid State Communications **134**, 37 (2005).
- ¹⁸ L. V. Butov, A. Zrenner, G. Abstreiter, G. Böhm and G. Weimann, Phys. Rev. Lett. **73**, 304 (1994); L. V. Butov, C. W. Lai, A. L. Ivanov, A. C. Gossard, and D. S. Chemla, Nature **417**, 47 (2002); L. V. Butov, A. C. Gossard, and D. S. Chemla, Nature **418**, 751 (2002)).
- ¹⁹ V. V. Krivolapchuk, E. S. Moskalenko, and A. L. Zhmodikov, Phys. Rev. **B 64**, 045313 (2001).

- ²⁰ A. V. Larionov, V. B. Timofeev, J. Hvam, and K. Soerensen, ZhETF **117**, 1255 (2000) [JETP **90**, 1093 (2000)]; A. V. Larionov and V. B. Timofeev, Pis'ma ZhETF **73**, 342 (2001) [JETP Lett. **73**, 301 (2001)].
- ²¹ T. Fukuzawa, E. E. Mendez and J. M. Hong, Phys. Rev. Lett. **64**, 3066 (1990); J. A. Kash, M. Zachau, E. E. Mendez, J. M. Hong and T. Fukuzawa, Phys. Rev. Lett., **66**, 2247 (1991).
- ²² U. Sivan, P. M. Solomon and H. Shtrikman, Phys. Rev. Lett. **68**, 1196 (1992).
- ²³ For a general review of experiments in quantum wells, see chapter 10 of S. A. Moskalenko and D. W. Snoke, *Bose-Einstein Condensation of Excitons and Biexcitons and Coherent Nonlinear Optics with Excitons* (Cambridge University Press, New York, 2000).
- ²⁴ J. M. Kosterlitz and D. J. Thouless, J. Phys. **C 6**, 1181 (1973); D. R. Nelson and J. M. Kosterlitz, Phys. Rev. Lett. **39**, 1201 (1977).
- ²⁵ O. L. Berman, Yu. E. Lozovik, D. W. Snoke and R. D. Coalson, Phys. Rev. **B 70**, 235310 (2004).
- ²⁶ A. V. Lopatin and V. M. Vinokur, Phys. Rev. Lett. **88**, 235503 (2002).
- ²⁷ V. Negoita, D.W. Snoke, and K. Eberl, Applied Physics Letters **75**, 2059 (1999).
- ²⁸ E. Kim and M. H. W. Chan, Nature **427**, 225 (2004).
- ²⁹ M. H. Anderson, J. R. Ensher, Science **269**, 198 (1995).
- ³⁰ J. R. Ensher, D. S. Jin, M. R. Matthews, C. E. Wieman, and E. A. Cornell, Phys. Rev. Lett. **77**, 4984 (1996).
- ³¹ W. Ketterle and N. J. Druten, Phys. Rev. **A 54**, 656 (1996).
- ³² W. Ketterle and H.- J. Miesner, Phys. Rev. **A 56**, 3291 (1997).
- ³³ F. Dafflovo, S. Giorgini and L.P. Pitaevskii, Rev. Mod. Phys. **71**, 463 (1999).
- ³⁴ L. Pitaevskii and S. Stringari, *Bose-Einstein Condensation*, Clarendon Press, Oxford (2003).
- ³⁵ O. L. Berman, Yu. E. Lozovik, D. W. Snoke and R. D. Coalson, (cond-mat/0408581).
- ³⁶ Yu. E. Lozovik and V. I. Yudson, Physica **A 93**, 493 (1978).
- ³⁷ Yu. E. Lozovik and A. M. Ruvinsky, ZhETF **114**, 1451 (1998) [JETP **87**, 788 (1998)].
- ³⁸ Zh. S. Gevorkyan and Yu. E. Lozovik, Fiz. Tverd. Tela **27**, 1800 (1985) [Sov. Phys. Solid State **27**, 1079 (1985)].
- ³⁹ Yu. E. Lozovik and A. M. Ruvinsky, JETP **85**, 979 (1997).

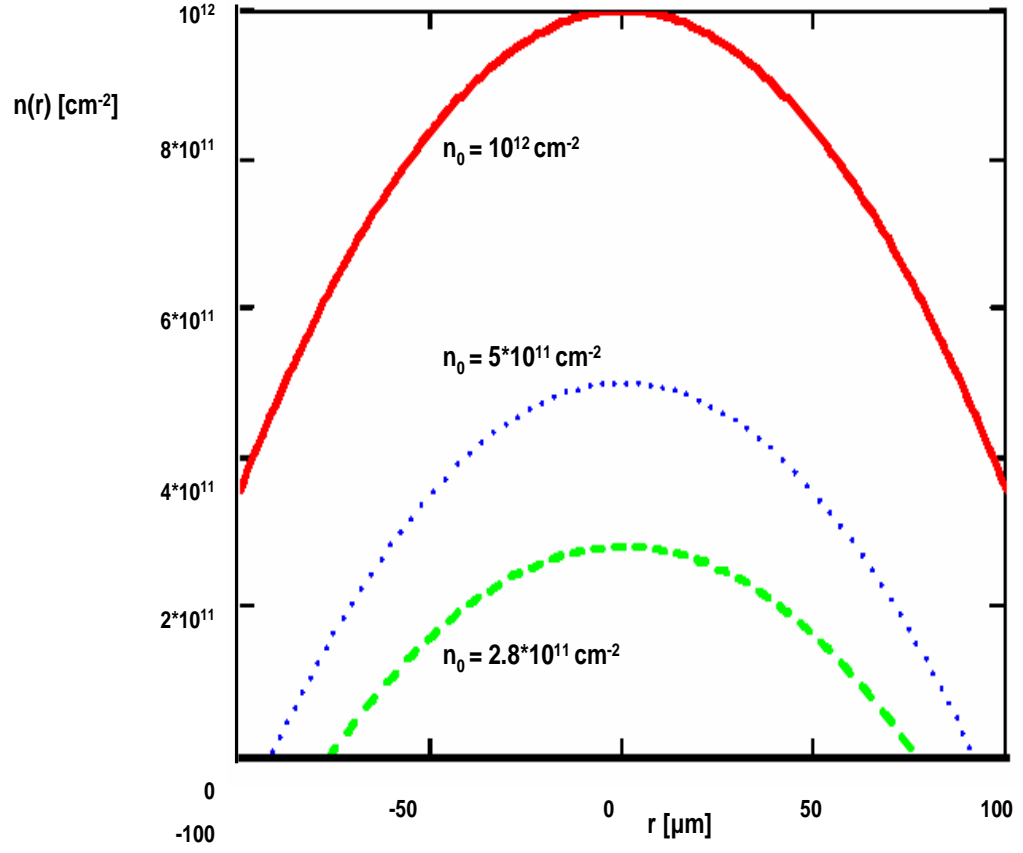


FIG. 1: Exciton density profile at $T = 0$ for different n_0 at the disorder parameter $Q = 0.58 meV$; interwell distance $D = 14 nm$; $\gamma = 40 eV/cm^2$; dielectric constant $\epsilon = 13$. The parameters of the system are taken from Ref.[27].

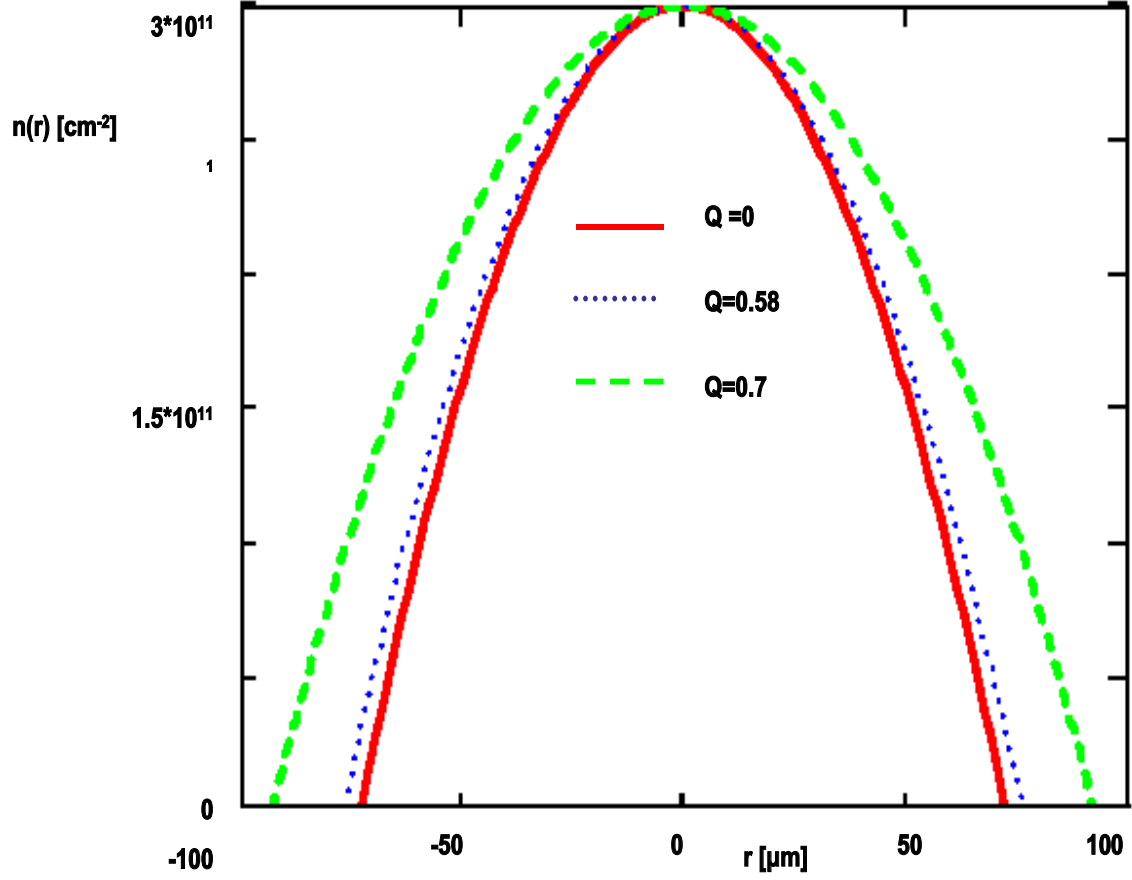


FIG. 2: Exciton density profile at $T = 0$ for different disorder parameters Q (in units of meV) at $n_0 = 3 \times 10^{11} cm^{-2}$; interwell distance $D = 14nm$; $\gamma = 40eV/cm^2$; dielectric constant $\epsilon = 13$. The parameters of the system are taken from Ref.[27].

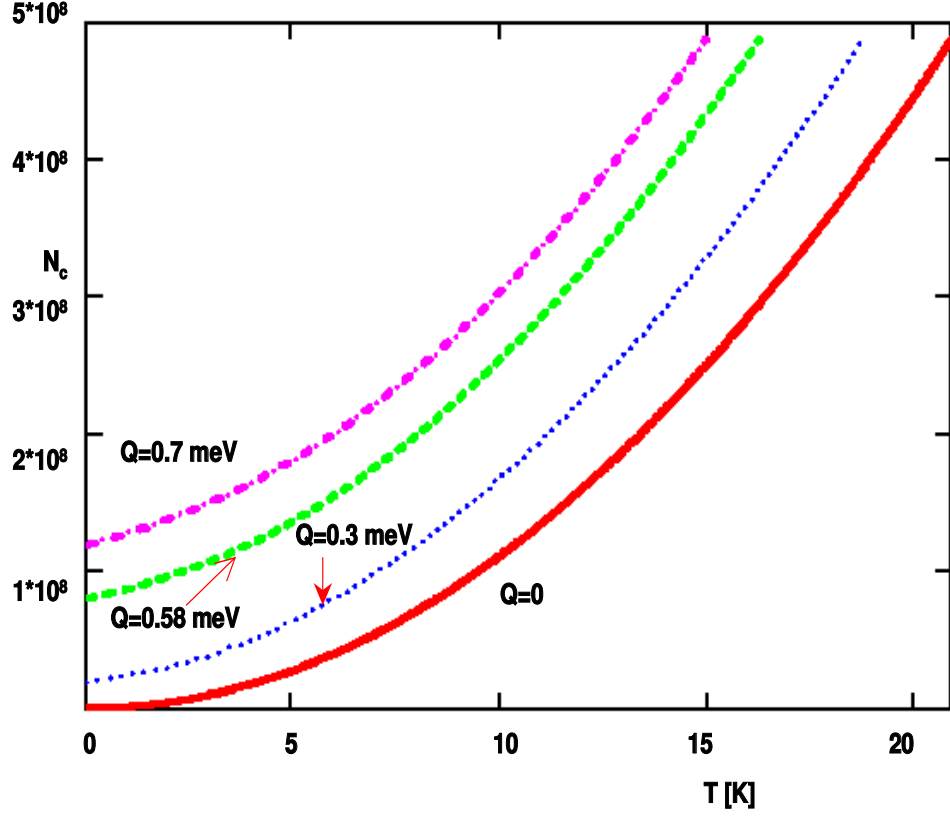


FIG. 3: Critical total number of particles $N_c(T)$ corresponding to the Kosterlitz-Thouless phase transition as a function of temperature $T[K]$ for different disorder parameters $Q[meV]$ at interwell distance $D = 14nm$; $\gamma = 40eV/cm^2$; dielectric constant $\epsilon = 13$. The parameters of the system are taken from Ref.[27].