

Void statistics and compactivity measurement in an experimental granular pile

Frédéric Lechenault¹, Olivier Dauchot¹ and Eric Bertin²

¹ *SPEC, CEA Saclay, F-91191 Gif-sur-Yvette Cedex, France*

² *Department of Theoretical Physics, University of Geneva, CH-1211 Geneva 4, Switzerland*

(Dated: December 2, 2024)

We investigate experimentally the statistics of the free volume inside bidimensional granular packings, for two different kinds of grains and two levels of compaction. With the aim to gain new insight into the statistical description of granular media, we measure the free volume distribution in clusters of increasing size. Our main result is that the logarithm of the free volume distribution scales in a nonextensive way with the cluster size, while still enabling the extraction of two intensive parameters. We discuss the interpretation of these parameters, and the consequences of the nonextensivity on the possible measurements of Edwards’ “compactivity”.

PACS numbers: 05.20.-y, 05.70.Ln, 45.70.Cc

Granular media have become a fertile ground for testing statistical concepts [1, 2, 3, 4, 5, 6, 7], due in particular to the possibility to perform measurements from the particle scale to the system size. Yet, from a theoretical viewpoint, little is known on the typical configurations explored dynamically. Edwards and coworkers argued that mechanically stable configurations compatible with a given volume should be statistically equivalent [1]. They naturally defined a configurational entropy $S(V)$ and an associated state variable, the “compactivity” $X = [\partial S / \partial V]^{-1}$ —see also [8] for a generalization to other cellular media. Recent numerical developments [2, 6, 7] have given support to this hypothetical description. On the experimental side, a steady-state, history-independent dynamics has been reported for vibrated glass beads at rather high volume fraction [9]. For such systems, a relation between the fluctuations of volume fraction and the volume fraction itself has recently been observed [4], leading to a measure of the compactivity X , under the restrictive assumption that usual thermodynamic relations are valid. An exponential decay of single grain volume distribution has also been observed [10, 11], suggesting an alternative determination of X . However, Edwards’ proposal remains rather unclear in several respects. First, from a conceptual viewpoint, the equiprobability of blocked states is not obvious and fails in some cases [12]. Second, on practical grounds, the choice of the variables and the computation of the corresponding density of states remains a difficult issue [8, 13]. Third, the occurrence of extended correlations reported for jammed granular systems [14, 15]—and more generally, in porous media [16], and cellular structures [17]—might drastically affect the proposed statistical construction. Hence, testing experimentally the foundations of such proposal turns out to be of great importance.

In the present Letter, we first reformulate Edwards’ proposal in a more general form, taking into account a possible nonuniformity of the measure and, qualitatively, the presence of a correlation length. This reformulation actually shows that the equiprobability assumption is

both unnecessary and non-testable experimentally. We then investigate experimentally the size dependence of the free volume distribution over clusters of an increasing number of grains, in a bidimensional granular packing. Our main result is that the logarithm of the probability to find a given free volume per grain v_N in a cluster of N grains scales in a nonextensive way like $N^\alpha g(v_N, X_e, \eta_e)$ in the accessible range of N , with $\alpha < 1$, and where X_e and η_e are intensive parameters, the meaning of which is discussed in relation with Edwards’ “compactivity”.

Theoretical background.— The notion of compactivity is often thought to rely on the equiprobability of states compatible with a given volume. However, this notion can actually be defined under much less restrictive assumptions. Very generally, assuming that the volume is a globally conserved quantity, the stationary probability to be in a configuration \mathcal{C} may be written as

$$P(\mathcal{C}) = \frac{f(\mathcal{C})}{Z(V)} \delta(V(\mathcal{C}) - V) \quad (1)$$

which defines the probability weight $f(\mathcal{C})$; the delta function accounts for volume conservation, and $Z(V)$ is a normalization. Under general factorization conditions [18], a compactivity can be defined in the thermodynamic limit:

$$\frac{1}{X} = \frac{\partial \ln Z}{\partial V}. \quad (2)$$

One recovers Edwards’ definition when $f(\mathcal{C})$ is uniform over blocked configurations and zero elsewhere.

Considering a small subsystem \mathcal{S} , with linear size L , of a large packing, the rest of the system acts as a reservoir of volume, and one wishes to encode its effect into a small number of parameters like the compactivity. Having in mind granular assemblies, where the separation between the “microscopic” scale (the grain size) and the measurement scale is not as large as in atomic systems, it may be important to take into account the correlation length. Roughly speaking, a correlation length ξ may be accounted for by assuming that the probability weight $f(\mathcal{C})$ factorizes as a product of contributions associated

with blocks of size ξ , $f(\mathcal{C}) = \prod_b f_b(\mathcal{C}_b)$, where \mathcal{C}_b is the configuration of a block b .

Let us first assume that $L \gg \xi$. Then, the contribution of the reservoir can be factorized from that of \mathcal{S} , and a “canonical” distribution may be defined by integrating out the degrees of freedom of the reservoir [18]

$$P_c(\mathcal{C}) = \frac{1}{Z_c(X)} \left(\prod_{b \in \mathcal{S}} f_b(\mathcal{C}_b) \right) e^{-V(\mathcal{C})/X} \quad (3)$$

Interestingly, due to the presence of the exponential factor in (3), usual thermodynamic relations like $\langle \delta V^2 \rangle = X^2 \partial \langle V \rangle / \partial X$ are still valid independently of the specific form of the probability weights $f_b(\mathcal{C}_b)$. Such thermodynamic relations offer in this case the possibility to measure the compactivity of a given packing, as done in [4]. An alternative procedure, yielding more information, is to measure the probability $\Phi_N(V)$ that a subsystem of N grains occupies a volume V

$$\Phi_N(V) = \int d\mathcal{C} P_c(\mathcal{C}) \delta(V(\mathcal{C}) - V) = \frac{Z_N(V)}{Z_c(X)} e^{-V/X}. \quad (4)$$

Most of the information about the system lies in the function $Z_N(V)$, from which a “generalized entropy” $S_N(V) = \ln Z_N(V)$ may be defined. If $L \gg \xi$, $S_N(V)$ should be extensive: $S_N(V) = Ns(v_N)$, with $v_N = V/N$.

In the opposite case $L < \xi$, the above derivation does not hold anymore. As the different degrees of freedom are strongly correlated inside the blocks, obtaining a general expression for $\Phi_N(V)$, such as (4), requires to know the probability weights $f_b(\mathcal{C}_b)$. As correlations generically break the extensivity of the system, the entropy $S_N(V)$ may be “renormalized” so as to become nonextensive; a possible form is $S_N(V) = N^\alpha s(v_N)$. It may then be natural to define an intensive compactivity as $X^{-1} = \partial s / \partial v_N$. In this case, X accounts both for the influence of the reservoir and for the presence of strong correlations. Hence, in both cases $L \gg \xi$ and $L < \xi$, the entropy $S_N(V)$ and its scaling in N would be interesting to determine experimentally.

To do so, one has to specify the physical variables describing the microscopic configurations of the packing [13]. A natural choice is to consider the volumes w_i of cells associated to each grain through some tiling of space [19], or alternatively the free volumes v_i , defined by subtracting to w_i the volume of the grain. In the following, we consider this latter description, and focus on systems, as our experimental set-up—see below—that are constrained to explore mechanically stable states. A convenient description is then to introduce a density of state $\rho(v_1, v_2, \dots, v_N)$, corresponding to the number of blocked states with given free volumes v_i . This results in

$$Z_N(V_f) = \int \prod_i dv_i \rho(\{v_i\}) f(\{v_i\}) \delta\left(\sum_i v_i - V_f\right) \quad (5)$$

where $V_f = V - V_g$, V_g being the total volume occupied by the grains. Let us emphasize that $\rho(\{v_i\})$ corresponds to the static density of states obtained by assuming that all blocked states compatible with the constraints are equiprobable, whereas $f(\{v_i\})$ accounts for the dynamical population of these states, i.e., the possible departure from equiprobability. Thus, without a theoretical prescription for $\rho(\{v_i\})$, one cannot isolate $f(\{v_i\})$ from $\rho(\{v_i\})$, and there is little chance to test Edwards’ assumption experimentally [24].

Experimental results.— In the following, we report experimental free volume distributions over clusters of N grains within bidimensional bidisperse granular packings. The experimental cell [Fig. 1(a)] consists in a 60 cm by 50 cm rectangular glass container with an inside gap of thickness 3.5 mm. It is filled with 5000 cylindrical brass spacers of two different sizes in equal number. Both kinds of spacer are 3 mm thick, and their diameters are respectively $d_s = 4$ mm and $d_l = 5$ mm. In the following, d_s is chosen as the unit length, so that the respective areas of small and large disks are $v_s^0 = \pi/4 \simeq 0.78$ and $v_l^0 = \pi/4 (d_l/d_s)^2 \simeq 1.23$. Two different families of grains with very different roughness have been used. One consists in smooth metal grains; the other is composed of serrated rollers, the peripheral surface of which is crenel shaped. The cell is half filled with a single layer of hard disks chosen from one of these families, resulting in a homogenous and disordered bidimensional packing. The system is mounted on a horizontal axis and may be vibrated by a hammer-like device set underneath.

The experimental procedure is the following. The cell starts in a vertical position and is rotated of one cycle, at a constant speed of one cycle per minute. During this cycle, the grains fall from one side to the other and then back to the initial side. We then stop the engine, wait for a few seconds to allow the system to reach a mechanically stable state, and take a picture of the bulk with a CCD camera. It is then vibrated for 10 s at a frequency of 10 Hz and with an amplitude of 5 mm, before another picture is taken. A run corresponds to 5000 of such cycles. The pictures display on average 1000 grains. For each picture, the centers of the spacers are located and their Voronoi

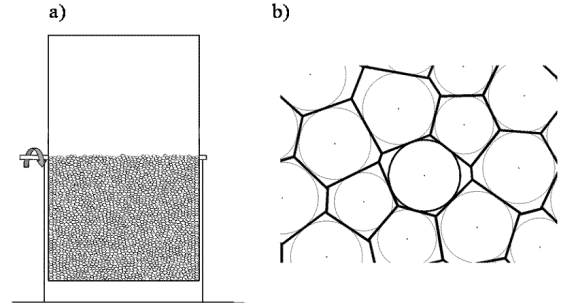


FIG. 1: (a) Experimental set-up. (b) Sketch of the modified Voronoi tessellation for bidisperse systems.

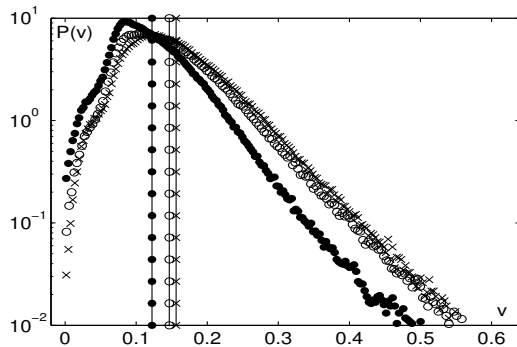


FIG. 2: Distribution of the free volumes per grain for non vibrated smooth (\circ) and rough (\times) grains, and for vibrated smooth grains (\bullet) (the vertical lines indicate the mean values).

diagram is computed [Fig. 1(b)], taking into account the bidispersity of the assembly. We then collect the area of the cells along with the type and position of the associated grains. Three sets of data are obtained. Two of them were carried out with the smooth grains, the pictures being taken before and after vibrating the system; the third one used the rough grains without vibration. Out of these raw data, we first extract the distributions of the individual free volumes [Fig. 2]. The mean free volume in a pile of smooth grains is lower than in a pile of rough grains prepared the same way, as more interstitial space is created by more efficient arch building in the latter case. Besides, these distributions exhibit well-defined exponential tails. The associated characteristic free volumes, reported in Table I, are smaller for the vibrated, more compact system, as suggested in [10, 11], and larger for the rough grains than for the smooth ones.

We now study the free volume distributions $P(v_N)$ for clusters of N neighboring grains, with $v_N = N^{-1} \sum_{i=1}^N v_i$, for different values of N [Fig. 3]. The average free volume $\langle v_N \rangle$ rapidly converges to a constant value v_∞ , the mean free volume of the packing [Fig. 3(b)]. More surprisingly, one finds for the variance $\text{Var}(v_N) \approx \nu N^{-\alpha}$, with $\alpha < 1$ [Fig. 3(c)], in contrast with the $1/N$ behavior expected for independent variables. Finally, the qualitative shape of the distributions as well as numerical simulations of Poisson-Voronoi cells [20] suggest to describe our data, for large N , with Gamma laws of the form

$$P(v_N) = \frac{1}{X_N^{\eta_N} \Gamma(\eta_N)} (v_N)^{\eta_N-1} e^{-v_N/X_N} \quad (6)$$

Yet, instead of directly fitting the distributions, we rather use the simple relations $\langle v_N \rangle = \eta_N X_N$ and $\text{Var}(v_N) = \eta_N X_N^2$, from which one deduces $X_N = \text{Var}(v_N)/\langle v_N \rangle$ and $\eta_N = \langle v_N \rangle/X_N$. Using the large N behavior of the moments, one finds $X_N = X_e N^{-\alpha}$ and $\eta_N = \eta_e N^\alpha$, with $X_e = \nu/v_\infty$ and $\eta_e = v_\infty^2/\nu$. The values of the different parameters are reported in Table I.

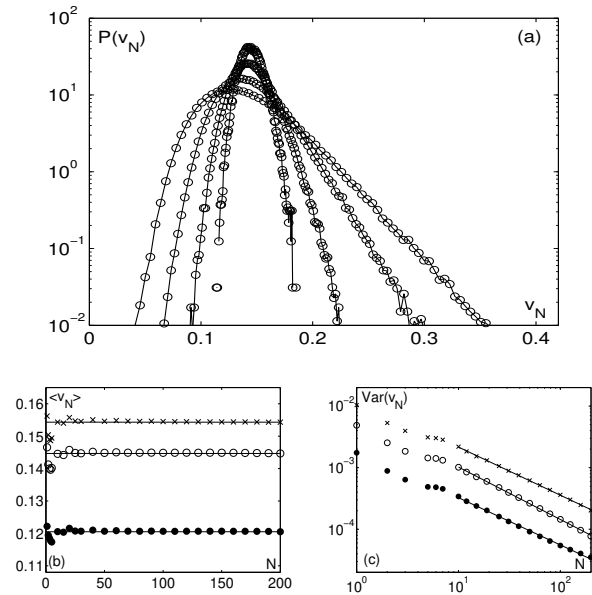


FIG. 3: Distributions of the free volume per grain (a) inside clusters of N grains for smooth non-vibrated grains, for $N = 5, 15, 50$, and 200 (the larger N , the narrower the distribution). Dependence on N of $\langle v_N \rangle$ (b) and $\text{Var}(v_N)$ (c) for the three different experimental runs (same symbols as in Fig. 2). Curves in (c) are shifted for clarity.

Figure 4 displays the scaling function, $\Phi(v_N) = N^{-\alpha} \ln[P(v_N) \exp(N^\alpha v_N/X_e)]$. The collapse and the linearity of the data confirm the validity of the above analysis, yielding with $s(v_N) = \eta_e \ln v_N$

$$P(v_N) = \frac{1}{Z_N(X_e, \eta_e)} \exp \left[N^\alpha \left(s(v_N) - \frac{v_N}{X_e} \right) \right] \quad (7)$$

where $\ln Z_N = N^\alpha \eta_e (\ln(X_e \eta_e) - 1)$. Accordingly, both $\ln P(v_N)$ and the entropy $S_N = N^\alpha s(v_N)$ scale in a nonextensive way.

Discussion.— The nonextensive factor N^α is presumably the evidence of correlations between individual free volumes, that extend over a length ξ larger than the sizes we have explored. Indeed, in the presence of correlations decaying with the distance r as $r^{-\gamma}$, one finds in two dimensions, for $\gamma < 2$, that $\text{Var}(v_N)$ scales like $N^{-\gamma/2}$. Such correlations may be related to anomalous fluctuations of the density [14] or even of the fraction of small

	\circ	\bullet	\times
v_∞	0.145	0.120	0.154
v^*	0.059 ± 0.001	0.046 ± 0.001	0.061 ± 0.001
X_e	0.048 ± 0.0015	0.032 ± 0.0015	0.040 ± 0.0015
η_e	3.00 ± 0.1	3.76 ± 0.1	3.91 ± 0.1
α	0.85 ± 0.02	0.80 ± 0.2	0.77 ± 0.02

TABLE I: Summary of the different parameters extracted from the distributions of free volume in the three systems (same symbols as in Fig. 2).

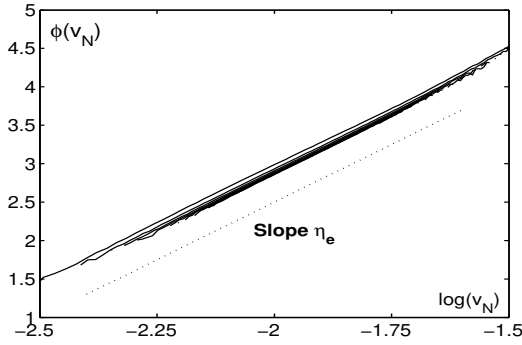


FIG. 4: Scaling function $\Phi(v_N)$ as a function of $\ln v_N$, for $N = 10, 30, 50 \dots 190$ for the non-vibrated smooth grains.

and large particles inside a cluster as suggested from preliminary measurements. The existence of a range of coarse graining scale has already been pointed out, when looking for a proper stress tensor definition [21], and has important consequences from the point of view of measurements. First, it shows that the exponential tail of the one-grain distribution is not a relevant measure of compactivity, since $X_e \neq v^*$. Second our results stress the importance of checking the extensivity of the system when extracting the compactivity from usual thermodynamic relations [4], which otherwise are not valid.

However, even if extensivity does not hold, it seems possible to formulate a consistent statistical description (at least in the present system), as one recovers the relation $X_e^{-1} = \partial s / \partial v|_{\langle v \rangle}$ from a saddle-point calculation on Eq. (7). Such a definition is similar to the one obtained in the extensive case –although $s(v_N)$ has then a different definition. Hence the interpretation of X_e as the compactivity of the packing seems meaningful, and is also consistent with the definition of, e.g., temperature in nonextensive equilibrium systems [22]. The granular packing is then described by two intensive parameters η_e and X_e , which may be interpreted as follows. First, η_e characterizes the entropy $s(v_n)$, and $\eta_e N^\alpha$ may be thought of as the effective number of independent (collective) objects in a cluster of N grains. Second, X_e^{-1} accounts for the ability of the system to access more states when increasing the volume. Since rough grains are more prone to form arches and may hence reach more stable states for a given extra volume, it is natural that X_e^{-1} is larger for rough grains than for smooth grains. The fact that X_e decreases when lowering the volume fraction by vibrating the packing is also expected, in the same way as temperature decreases when lowering energy in equilibrium systems. Yet, it is important to notice that, unlike in the equilibrium case, the parameter η_e , that is, the functional expression of the entropy, depends on the history, so that when vibrating the system, η_e varies together with X_e .

Conclusions.— Studying clusters of increasing sizes in a granular packing, we reported a nonextensive scaling of the fluctuations of free volume, showing the existence of extended correlations. Yet, an intensive compactivity can still be consistently defined, and is found to differ significantly from the one inferred from the exponential tail of the one-grain distribution. Correlations in a sense “renormalize” the compactivity. More generally, this shows that the size dependence should be carefully checked when measuring thermodynamical quantities in granular media, and points out to (at least practical) difficulties when applying Edwards’ formalism in finite size systems.

-
- [1] S. F. Edwards and R. Oakeshott, *Physica A* **157**, 1080 (1989).
 - [2] A. Barrat, J. Kurchan, V. Loreto, and M. Sellitto, *Phys. Rev. Lett.* **85**, 5034 (2000).
 - [3] G. Marty and O. Dauchot, *Phys. Rev. Lett.* **94**, 015701 (2005).
 - [4] M. Schröter, D. Goldman, and H. Swinney, *Phys. Rev. E* **71**, 030301(R) (2005).
 - [5] O. Dauchot, G. Marty, and G. Biroli (2005), *cond-mat/0507152*, to appear in *Phys. Rev. Lett.*
 - [6] H. A. Makse and J. Kurchan, *Nature* **415**, 614 (2002).
 - [7] D. Dean and A. Lefèvre, *Phys. Rev. Lett.* **90**, 198301 (2003).
 - [8] R. Blumenfeld and S. F. Edwards (2005), *cond-mat/0511551*.
 - [9] E. Nowak, J. Knight, E. Ben-Naim, H. Jaeger, and S. Nagel, *Phys. Rev. E* **57**, 1971 (1998).
 - [10] P. Richard, P. Philippe, F. Barbe, S. Bourls, X. Thibault, and D. Bideau, *Phys. Rev. E* **68**, 020301 (2003).
 - [11] T. Aste (2005), *condmat/0507260*.
 - [12] G. DeSmedt, C. Godrèche, and J. M. Luck, *Eur. Phys. J. B* **27**, 363 (2002).
 - [13] J. P. Bouchaud (2002), proceedings of the Les Houches Summer School on “Nonequilibrium dynamics”.
 - [14] A. Donev, F. Stillinger, and S. Torquato (2005), *cond-mat/0506406*.
 - [15] E. Somfai, M. VanHecke, W. G. Ellenbroek, and W. VanSaarloos (2005), *condmat/0510506*.
 - [16] H. Makse, G. Davies, S. Havlin, P. Ivanov, P. King, and H. Stanley, *Phys. Rev. E* **54**, 3129 (1996).
 - [17] C. Godrèche, I. Kostov, and I. Yekutieli, *Phys. Rev. Lett.* **69**, 2674 (1992).
 - [18] E. Bertin, O. Dauchot, and M. Droz (2005), *cond-mat/0512116*.
 - [19] R. Blumenfeld and S. F. Edwards, *Phys. Rev. Lett.* **90**, 114303 (2002).
 - [20] F. Jarai-Szabo and Z. Neda (2004), *condmat/0406116*.
 - [21] C. Goldenberg, A. Atman, P. Claudin, G. Combe, and I. Goldhirsch (2005), *condmat/0511610*.
 - [22] S. Curilef and C. Tsallis, *Phys. Lett. A* **264**, 270 (1999).
 - [23] C. Godrèche and J. M. Luck, *J. Phys. Cond. Matt.* **17**, S2573 (2005).
 - [24] In some simplified models $\rho(\{v_i\})$ may be determined, and the validity of Edwards’ assumption may be tested explicitly [2, 6, 23].