

# Utterance Selection Model of Language Change

G. J. Baxter,<sup>1</sup> R. A. Blythe,<sup>1,2</sup> W. Croft,<sup>3</sup> and A. J. McKane<sup>1</sup>

<sup>1</sup>*School of Physics and Astronomy, University of Manchester, Manchester M13 9PL, U.K.*

<sup>2</sup>*School of Physics, University of Edinburgh, Mayfield Road, Edinburgh EH9 3JZ, U.K.*

<sup>3</sup>*School of Languages, Linguistics and Cultures, University of Manchester, Manchester M13 9PL, U.K.*

(Dated: October 31, 2018)

We present a mathematical formulation of a theory of language change. The theory is evolutionary in nature and has close analogies with theories of population genetics. The mathematical structure we construct similarly has correspondences with the Fisher-Wright model of population genetics, but there are significant differences. The continuous time formulation of the model is expressed in terms of a Fokker-Planck equation. This equation is exactly soluble in the case of a single speaker and can be investigated analytically in the case of multiple speakers who communicate equally with all other speakers and give their utterances equal weight. Whilst the stationary properties of this system have much in common with the single-speaker case, time-dependent properties are richer. In the particular case where linguistic forms can become extinct, we find that the presence of many speakers causes a two-stage relaxation, the first being a common marginal distribution that persists for a long time as a consequence of ultimate extinction being due to rare fluctuations.

PACS numbers: 05.40.-a, 87.23.Ge, 89.65.-s

## I. INTRODUCTION

Stochastic many-body processes have long been of interest to physicists, largely from applications in condensed matter and chemical physics, such as surface growth, the aggregation of structures, reaction dynamics or pattern formation in systems far from equilibrium. Through these studies, statistical physicists have acquired a range of analytical and numerical techniques along with insights into the macroscopic phenomena that arise as a consequence of noise in the dynamics. It is therefore not surprising that physicists have begun to use these methods to explore emergent phenomena in the wider class of *complex* systems which—in addition to stochastic interactions—might invoke a *selection* mechanism. In particular, this can lead to a system adapting to its environment.

The best-known process in which selection plays an important part is, of course, biological evolution. More generally, one can define an evolutionary dynamics as being the interplay between three processes. In addition to selection, one requires *replication* (e.g., of genes) to sustain a population and *variation* (e.g., mutation) so that there is something to select on. A generalized evolutionary theory has been formalized by biologist and philosopher of science David Hull [1, 2] that includes as special cases both biological and cultural evolution. The latter of these describes, for example, the propagation of ideas and theories through the scientific community, with those theories that are “fittest” (perhaps by predicting the widest range of experimental results) having a greater chance of survival. Within this generalized evolutionary framework, a theory of language change has been developed [3–5] which we examine from the point of view of statistical physics in this paper.

Since it is unlikely that the reader versed in statistical physics is also an expert in linguistics, we spend

some time in the next section outlining this theory of language change. Then, our formulation of a very simple *mathematical* model of language change that we define in Sec. III should seem rather natural. As this is not the only evolutionary approach that has been taken to the problem of language change, we provide—again, for the nonspecialist reader—a brief overview of relevant modeling work one can find in the literature. The remainder of this paper is then devoted to a mathematical analysis of our model.

A particular feature of this model is that all speakers continuously vary their speech patterns according to utterances they hear from other speakers. Since in our model, the utterances produced represent a finite-sized sample of an underlying distribution, the language changes over time even in the absence of an explicit selection mechanism. This process is similar to *genetic drift* that occurs in biological populations when the individuals chosen to produce offspring in the next generation are chosen entirely at random. Our model also allows for language change by selection as well as drift (see Sec. III). For this reason, we describe the model as the “utterance selection model” [3].

As it happens, the mathematics of our model of language change turn out to be almost identical to those describing classical models in population genetics. This we discover from a Fokker-Planck equation for the evolution of the language, the derivation of which is given in Sec. V. Consequently, we have surveyed the existing literature on these models, and by doing so obtained a number of new results which we outline in Sec. VII and whose detailed derivation can be found elsewhere [6]. Since in the language context, these results pertain to the rather limiting case of a single speaker—which is nevertheless nontrivial because speakers monitor their own language use—we extend this in Sec. VIII to a wider speech community. In all cases we concentrate on properties indicative of change,

such as the probability that certain forms of language fall into disuse, or the time it takes for them to do so. Establishing these basic facts is an important step towards realizing our future aims of making a meaningful comparison with observational data. We outline such scope for future work and discuss our results in the concluding section.

## II. LANGUAGE CHANGE AS AN EVOLUTIONARY PROCESS

In order to model language change we focus on *linguistic variables*, which are essentially “different ways of saying the same thing”. Examples include the pronunciation of a vowel sound, or an ordering of words according to their function in the sentence. In order to recognize change when it occurs, we will track the frequencies with which distinct *variants* of a particular linguistic variable are reproduced in *utterances* by a language’s *speakers*. Let us assume that amongst a given group of speakers, one particular variant form is reproduced with a high frequency. This variant we shall refer to as the *convention* among that group of speakers. Now, it may be that, over time, an unconventional—possibly completely new—variant becomes more widely used amongst this group of speakers. Clearly one possibility here is that by becoming the most frequently used variant, it is established as the new convention at the expense of the existing one. It is this competition between variant forms, and particularly the propagation of innovative forms across the speech community, that we are interested in.

We have so far two important ingredients in this picture of language change: the speakers, and the utterances they produce. The object relating a speaker to her [47] utterances we call a *grammar*. More precisely, a speaker’s grammar contains the entirety of her knowledge of the language. We assume this to depend on the frequencies she has heard particular variant forms used within her speech community [7, 8]. In turn, grammars govern the variants that are uttered by speakers, and how often.

Clearly, a “real-world” grammar must be an extremely complicated object, encompassing a knowledge of many linguistic variables, their variant forms and their suitability for a particular purpose. However, it is noticed that even competent speakers (i.e., those who are highly aware of the various conventions among different groups) might use unconventional variants if they have become *entrenched* [3]. For example, someone who has lived for a long time in one region may continue to use parts of the dialect of that region after moving to a completely new area. This fact will impact on our modeling in two ways. First, we shall assume that a given interaction (conversation) between two speakers has only a small effect on the established grammar. Second, speakers will reinforce their own way of using language by keeping a record of their own utterances.

Another observed feature of language use is that there

is considerable variation, not just from speaker to speaker but also in the utterances of a single speaker. There are various proposals for the origin of this variation. On the one hand, there is evidence for certain variants to be favored due to universal forces of language change. For instance articulatory and acoustic properties of sounds, or syntactic processing factors—which are presumed common to all speakers—favor certain phonetic or syntactic changes over others [9, 10]. These universals can be recognized through a high frequency of such changes occurring across many speech communities.

On the other hand, variation could reflect the wide range of possible intentions a speaker could have in communicative enterprise. For example, a particular non-conventional choice of variant might arise from the desire not to be misunderstood, or to impress, flatter or amuse the listener [11]. Nevertheless, in a recent analysis of language use with a common goal [12], it was observed that variation is present in nearly all utterances. It seems likely, therefore, that variation arises primarily as a consequence of the fact that no two situations are exactly alike, nor do speakers construe a particular situation in exactly the same way. Hence there is a fundamental indeterminacy to the communicative process. As a result, speakers produce variant forms for the same meaning being communicated. These forms are words or constructions representing possibly novel combinations, and occasionally completely novel utterances. Given the large number of possible sources of variation and innovation, we feel it appropriate to model these effects using a stochastic prescription.

In order to complete the evolutionary description, we require a mechanism that selects an innovative variant for subsequent propagation across the speech community. In the theory of Ref. [3] it is proposed that social forces play this role. This is based on the observation that speakers want to identify with certain subgroups of a society, and do so in part by preferentially producing the variants produced by members of the emulated subgroup [13, 14]. That is, the preference of speakers to produce variants associated with certain social groups acts as a selection mechanism for those variants.

This particular evolutionary picture of language change (see Sec. IV for contrasting approaches) places an emphasis on utterances (perhaps more so than on the speakers). Indeed, in Ref. [3] the utterance is taken as the linguistic analog of DNA. As speakers reproduce utterances, linguistic structures get passed on from generation to generation (which one might define as a particular time interval). For this reason, the term *lingueme* has been coined in [3] to refer to these structures, and to emphasize the analogy with genetics. One can then extend to analogy to identify linguistic variables with a particular *gene locus* and variant forms with *alleles*.

We stress, however, that the analogy between this evolutionary formulation of language change and biological evolution is not exact. The distinction is particularly clear when one views the two theories in the more general

framework of Hull [1, 2, 4]. The two relevant concepts are *interactors* and *replicators* whose roles are played in the biological system by individual organisms and genes respectively. In biology, a replicator (a gene) “belongs to” an interactor (an organism), thereby influencing its survival and reproductive ability of the interactor. This is then taken as the dominant force governing the make-up of the population of replicators in the next generation. The survivability of a replicator is not due to an inherent “fitness”: it is the organism whose fitness leads to the differential survival or extinction of replicators. Also, the relationship between genotype and phenotype is indirect and complex. Nevertheless, there is a sufficient correlation between genes and phenotypic traits of organisms such that the differential survival of the latter causes the differential survival of the former (this is Hull’s definition of “selection”), but the correlation is not a simple one.

In the linguistic theory outlined here, the interactors (speakers) and replicators (linguemes) have quite different relationships to one another. The replicators are uttered by speakers, and there is no one-to-one relationship between a replicator (a lingueme) and the speaker who produces it. Nevertheless, Hull’s generalized theory of selection can be applied to the lingueme as replicator and the speaker as interactor. Linguemes and lingueme variation is generated by speaker intercourse, just as new genotypes are generated by sexual intercourse. The generation process is replication, that is, speakers are replicating sounds, words and construction they have heard before. Finally, the differential survival of the speakers, that is, their social “success”, causes the differential survival of the linguemes they produce, and so the social mechanisms underlying the propagation of linguistic variants conforms to Hull’s definition of selection.

In short, we do not suppose that the language uttered by an interactor has any effect on its survival, believing the dominant effects on language change to be social in origin. That is, the survivability of a replicator is not due to any inherent *fitness*, but arises instead from the social standing of individuals associated with the use of the corresponding variant form. It is therefore necessary that in formulating a mathematical model of language change, one should not simply adapt an existing biological theory, but start from first principles. This is the program we now follow.

### III. DEFINITION OF THE UTTERANCE SELECTION MODEL

The utterance selection model comprises a set of rules that govern the evolution of the simplest possible language viewed from the perspective of the previous section. This language has a single lingueme with a restricted number  $V \geq 2$  variant forms. At present we simply assume the existence of multiple variants of a lingueme: modeling the the communicative process and the means by which indeterminacy in communication (see

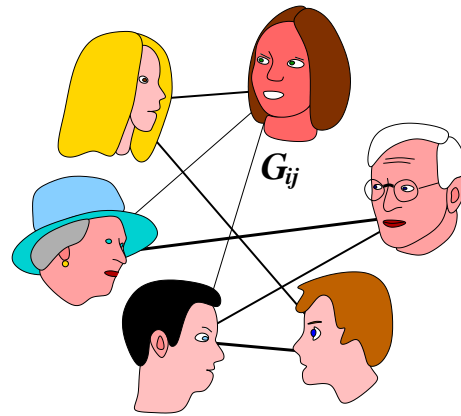


FIG. 1: Speakers in the society interact with different frequencies (shown here schematically by different thicknesses of lines connecting them). The pair of speakers  $i, j$  is chosen to interact with probability  $G_{ij}$ .

Sec. II) leads to the generation of variation is left for future work.

In the speech community we have  $N$  individuals, each of whose knowledge of the language—the grammar—is encoded in the set  $X(t)$  of variables  $x_{iv}(t)$ . In a manner shortly to be defined precisely, the variable  $x_{iv}(t)$  reflects speaker  $i$ ’s ( $1 \leq i \leq N$ ) perception of the frequency with which lingueme variant  $v$  ( $1 \leq v \leq V$ ) is used in the speech community at time  $t$ . At all times these variables are normalized so that the sum over all variants for each speaker is unity, that is

$$\sum_{v=1}^V x_{iv}(t) = 1 \quad \forall i, t. \quad (1)$$

For convenience we will sometimes use a vector notation  $\vec{x}_i = (x_{i1}, \dots, x_{iV})$  to denote the entirety of speaker  $i$ ’s grammar. The state of the system  $X(t)$  at time  $t$  is then the aggregation of grammars  $X(t) = (\vec{x}_1(t), \dots, \vec{x}_N(t))$ .

After choosing some initial condition (e.g., a random initial condition), we allow the system to evolve by repeatedly iterating the following three steps in sequence, each iteration having duration  $\delta t$ .

1. *Social interaction.* A pair  $i, j$  of speakers is chosen with a (prescribed) probability  $G_{ij}$ . There is no notion of an ordering of a particular pair of speakers in this model, and so we implicitly have  $G_{ij} = G_{ji}$ , normalized such that the sum over *distinct* pairs  $\sum_{(i,j)} G_{ij} = 1$ . See Fig. 1.

2. *Reproduction.* Both the speakers selected in step 1 produce a set of  $T$  *tokens*, i.e., instances of lingueme variants. Each token is produced independently and at random, with the probability that speaker  $i$  utters variant  $v$  equal to the *production probability*  $x'_{iv}(t)$  which will be determined in one of two ways (see below). The numbers of tokens  $n_{i1}(t), \dots, n_{iV}(t)$  of each variant are then drawn

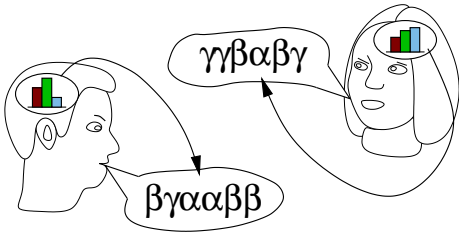


FIG. 2: Both speakers  $i$  and  $j$  produce an utterance, with particular lingueme variants appearing with a frequency given by the value stored in the utterance’s grammar when no production biases are in operation. In this particular case three variants are shown ( $\alpha$ ,  $\beta$  and  $\gamma$ ) and the number of tokens,  $T$ , is equal to 6.

from the multinomial distribution

$$P(\vec{n}_i, \vec{x}'_i) = \binom{T}{n_{i1} \dots n_{iV}} (x'_{i1})^{n_{i1}} \dots (x'_{iV})^{n_{iV}} \quad (2)$$

where  $\vec{x}'_i = (x'_{i1}, \dots, x'_{iV})$ ,  $\vec{n}_i = (n_{i1}, \dots, n_{iV})$ ,  $\sum_{v=1}^V n_{iv} = T$ , and where we have dropped the explicit time dependence to lighten the notation. Speaker  $j$  produces a sequence of tokens according to the same prescription, with the obvious replacement  $i \rightarrow j$ . The randomness in this step is intended to model the observed variation in language use that was described in the previous section.

The first, and simplest possible prescription for obtaining the reproduction probabilities is simply to assign  $x'_{iv}(t) = x_{iv}(t)$ . Since the grammar is a function of the speaker’s experience of language use—the next step explains precisely how—this reproduction rule does not invoke any favoritism towards any particular variants on behalf of the speaker. We therefore refer to this case as *unbiased* reproduction, depicted in Fig. 2.

We shall also study a *biased* reproduction model, illustrated in Fig. 3. Here, the reproduction probabilities are a linear transformation of the grammar frequencies, i.e.,

$$x'_{iv}(t) = \sum_w M_{vw} x_{iw}(t) \quad (3)$$

in which the matrix  $M$  must have column sums of unity so that the production probabilities are properly normalized. This matrix  $M$  is common to all speakers, which would be appropriate if one is considering effects of universal forces (such as articulatory considerations) on language. Furthermore, in contrast to the unbiased case, this reproduction model admits the possibility of innovation, i.e., the production of variants that appear with zero frequency in a speaker’s grammar.

*3. Retention.* The final step is to modify each speaker’s grammar to reflect the actual language used in the course of the interaction. The simplest approach here is to add to the existing speaker’s grammar additional contributions which reflect both the tokens produced by her and by her interlocutor. The weight given to these tokens,

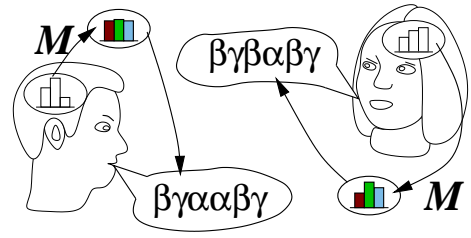


FIG. 3: In the biased reproduction model, the probability of uttering a particular variant is a linear combination  $M$  of the values stored in the grammar.

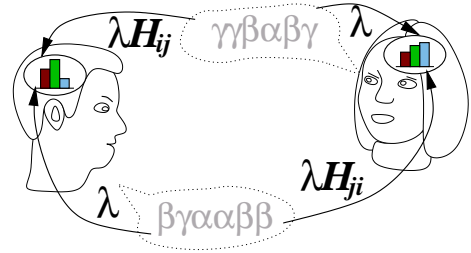


FIG. 4: After the utterances have been produced, both speakers modify their grammars by adding to them the frequencies with which the variants were reproduced in the conversation. Note each speaker retains both her own utterances as well as those of her interlocutor, albeit with different weights.

relative to the existing grammar, is given by a parameter  $\lambda$ . Meanwhile, the weight, relative to her own utterances, that speaker  $i$  gives to speaker  $j$ ’s utterances is specified by  $H_{ij}$ . This allows us to implement the social forces mentioned in the previous section. These considerations imply that

$$\vec{x}_i(t + \delta t) \propto \left[ \vec{x}_i(t) + \lambda \left( \frac{\vec{n}_i(t)}{T} + H_{ij} \frac{\vec{n}_j(t)}{T} \right) \right] \quad (4)$$

for speaker  $i$ , and the same rule for speaker  $j$  after exchanging all  $i$  and  $j$  indices. Fig. 4 illustrates this step. The parameter  $\lambda$ , which affects how much the grammar changes as a result of the interaction is intended to be small, for reasons given in the previous section.

We must also ensure that the normalization (1) is maintained. Therefore,

$$\vec{x}_i(t + \delta t) = \frac{\vec{x}_i(t) + \frac{\lambda}{T} (\vec{n}_i(t) + H_{ij} \vec{n}_j(t))}{1 + \lambda(1 + H_{ij})}. \quad (5)$$

Although we have couched this model in terms of the grammar variables  $x_{iv}(t)$ , we should stress that these are not observable quantities. Really, we should think in terms of the population of utterances produced in a particular generation, e.g., a time interval  $\Delta t \gg \delta t$  as indicated in Fig. 5. However, since the statistics of this population can be derived from the grammar variables—indeed, in the absence of production biases they are the same—we shall in the following focus on the latter.

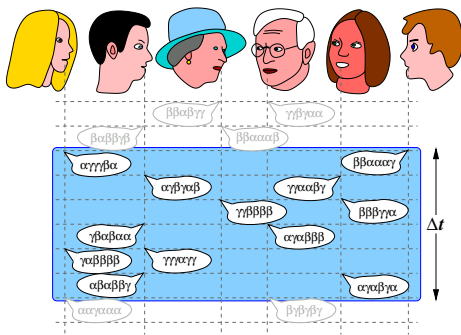


FIG. 5: A generation of a population of utterances in the utterance selection model could be defined as the set of tokens produced by all speakers in the macroscopic time interval  $\Delta t$ .

#### IV. COMPARISON WITH OTHER MODELS OF LANGUAGE CHANGE

Evolutionary modeling has a long history in the field of language change and development. Indeed, at a number of points in *The Origin of the Species*, Charles Darwin makes parallels between the changes that occur in biological species and in languages. Particularly, he used our everyday observation that languages tend to change slowly and continuously over time to challenge the then prevailing view that biological species were distinct species, occupying immovable points in the space of all possible organisms. As evolutionary theories of biology have become more formalized, it is not surprising that these there have been a number of attempts to apply more formal evolutionary ideas to language change (see, e.g., [15]). In this Section we describe a few of these studies in order that the reader can see how our approach differs from others one can find in the literature.

One area in which biological evolution plays a part is the development of the capacity to use language (see, e.g., [16] for a brief overview). Although this is in itself an interesting topic to study, we do not suppose that this (presumably) genetic evolution is strongly related to language change since the latter occurs on much shorter timescales. For example, the FOXP2 gene (which is believed to play a role in both language production and comprehension) became fixed around 120,000 years ago [17], whereas the patterns in the use of linguistic variables can change over periods as short as tens of years.

Given an ability to use language, one can ask how the various linguistic structures (such as particular aspects of grammar or syntax) come into being [18]. Here evolutionary models that place particular emphasis on language *learning* are often employed. Some aspects of this type of work are reviewed in [19]—here we remark that in order to see the emergence of grammatical rules, one must model a grammar at a much finer level than we have done here. Indeed, we have left aside the (nevertheless interesting) question of *how* an innovation is recognized as “a different way of saying the same thing” by all speakers

in the community. Instead, we assume that this agreement is always reached, and concentrate on the fate of new variant forms.

Similar kinds of assumptions have been used in a learning-based context by Niyogi and Berwick [20] to study language change. In learning-based models in general, the mechanism for language change lies in speakers at an early stage of their life having a (usually finite) set of possible grammars to choose from, and use the data presented to them by other speakers to hypothesize the grammar being used to generate utterances. Since these data are finite, there is the possibility for a child listening to language in use to infer a grammar that differs from his parents’, and becomes fixed once a speaker reaches maturity. Our model of continuous grammatical change as a consequence of exposure to other speakers at all stages in a speaker’s life is quite different to learning-based approaches. In particular, it assumes an inductive model of language acquisition [21], in which the child entertains hypotheses about sets of words and grammatical constructions rather than about entire discrete grammars. Thus, our model does not assume that a child has in her mind a large set of discrete grammars.

The specific model in [20] assigns grammars (languages) to a proportion of the population of speakers in a particular generation. A particular learning algorithm then implies a mapping of the proportions of speakers using a particular language from one generation to the next. Since one is dealing with nonlinear iterative maps, one can find familiar phenomena such as bifurcations and phase transitions [22] in the evolution of the language. Note, however, that the dynamics of the population of utterances and speakers are essentially the same in this model, since the only thing distinguishing speakers is grammar. In the utterance selection model, we have divorced the population dynamics of speakers and utterances, and allow the former to be distinguished in terms of their social interactions with other speakers (which is explicitly ignored in [20]). This has allowed us to take a *fixed* population of speakers without necessarily preventing the population of utterances to change. In other words, language change may occur if the general structure of a society remains intact as individual speakers are replaced by their offspring, or even during a period of time when there is no change in the makeup of the speaker population; both of these possibilities are widely observed.

An alternative approach to language change in the learning-based tradition is not to have speakers attempt to infer the grammatical rules underpinning their parents’ language use, but to select a grammar based on how well it permits them to communicate with other members of the speech community. This path has been followed most notably by Nowak and coworkers in a series of papers (including [23, 24]) as well as by members of the statistical physics community [25]. This thinking allows one to borrow the notion of *fitness* from biological evolutionary theories—the more people a particular

grammar allows you to communicate with, the fitter it is deemed to be. In order for language use to change, speakers using a more coherent grammar selectively produce more offspring than others so that the language as a whole climbs a hill towards maximal coherence. The differences between this and our way of thinking should be clear from Sec. II. In particular we assume no connection between the language a speaker uses and her biological reproductive fitness. Finally on the subject of learning-based models, we remark that not all of them assume language transmission from parents to offspring. For example, in [26] the effects of children also learning from their peers are investigated.

Perhaps closer in spirit to our own work are studies that have languages competing for speakers. The simplest model of this type is due to Abrams and Strogatz [27] which deems a language “attractive” if it is spoken by many speakers or has some (prescribed) added value. For example, one language might be of greater use in a trading arrangement. In [27] good agreement with available data for the number of speakers of minority languages was found, revealing that the survival chances of such languages are typically poor. More recently, the model has been extended by Minett and Wang [28] to implement a structured society and the possibility of bilingualism. One might view the utterance selection model as being relevant here if the variant forms of a language represent different languages. However, there are then significant differences in detail. First, the way the utterance selection model is set up would imply that all languages are mutually intelligible to all speakers. Second, in the models of [27, 28], learning a new language is a strategic decision whereas in the utterance selection model it would occur simply through exposure to individuals speaking that language.

To summarize, the distinctive feature of our modeling approach is that we consider the dynamics of the population of utterances to be separate from that of the speech community (if indeed the latter changes at all). Furthermore, we assume that language propagates purely through exposure with social status being used as a selection process, rather than through some property of the language itself such as coherence. The purpose of this work is to establish an understanding of the consequences of the assumptions we have made, particularly in those cases where the utterance selection model can be solved exactly.

## V. CONTINUOUS-TIME LIMIT AND FOKKER-PLANCK EQUATION

We begin our analysis of the utterance selection model by constructing a Fokker-Planck equation via an appropriate continuous-time limit. There are several ways one could proceed here. For example, one could scale the interaction probabilities  $G_{ij}$  proportional to  $\delta t$  (the constant of proportionality then being an interaction rate).

Whilst this would yield a perfectly acceptable continuous time process, the Fokker-Planck equation that results is unwieldy and intractable. Therefore we will not follow this path, but will discuss two other approaches below. The first will be applicable when the number of tokens is large. This will not generally be the case, but will serve to motivate the second approach, which is closer to the situation which we are modeling.

### A. The continuous time limit

To clarify the derivation it is convenient to start with a single speaker which, although linguistically trivial, is far from mathematically trivial. It also has an important correspondence to population dynamics, which is explored in more detail in Sec. VI. In this case there is no matrix  $H_{ij}$ , and in fact we can drop the indices  $i$  and  $j$  completely. This means that the update rule (5) takes the simpler form

$$\bar{x}(t + \delta t) = \frac{\bar{x}(t) + \frac{\lambda}{T}\bar{n}(t)}{1 + \lambda} \quad (6)$$

and so  $\delta\bar{x}(t) \equiv \bar{x}(t + \delta t) - \bar{x}(t)$  is given by

$$\delta\bar{x}(t) = \frac{\lambda}{1 + \lambda} \left( \frac{\bar{n}(t)}{T} - \bar{x}(t) \right). \quad (7)$$

The derivation of the Fokker-Planck equation involves the calculation of averages of powers of  $\delta\bar{x}(t)$ . Using Eq. (2), the average of  $\bar{n}$  is  $T\bar{x}'$ . If we begin by assuming unbiased reproduction, then  $\bar{x}' = \bar{x}$  and so the average of  $\delta\bar{x}(t)$  is zero. In the language of stochastic dynamics, there is no deterministic component — the only contribution is from the diffusion term. This is characterized by the second moment which is calculated in the Appendix to be

$$\langle \delta x_v(t) \delta x_w(t) \rangle = \frac{\lambda^2}{(1 + \lambda)^2} \frac{1}{T} (x_v \delta_{vw} - x_v x_w), \quad (8)$$

where the angle brackets represent an average over all possible realizations. To give a contribution to the Fokker-Planck equation, the second moment (8) has to be of order  $\delta t$ . One way to arrange this is as follows. We choose the unit of time such that  $T$  utterances are made in unit time. Thus the time interval between utterances,  $\delta t = 1/T$ , is small if  $T$  is large. Furthermore, although the frequency of a particular variant in an utterance,  $n_v/T$ , varies in steps, the steps are very small. Therefore, when  $T$  becomes very large, the time and variant frequency steps become very small and can be approximated as continuous variables. The second jump moment, which is actually what appears in the Fokker-Planck equation, is found by dividing the expression (8) by  $\delta t = T^{-1}$ , and letting  $\delta t \rightarrow 0$ :

$$\alpha_{vw}(\bar{x}, t) = \frac{\lambda^2}{(1 + \lambda)^2} (x_v \delta_{vw} - x_v x_w). \quad (9)$$



Since the higher moments of the multinomial distribution involve higher powers of  $T^{-1} = \delta t$ , they give no contribution, and the only non-zero jump moment is given by Eq. (9). As discussed in the Appendix, or in standard texts on the theory of stochastic processes [29, 30], this gives rise to the Fokker-Planck equation

$$\frac{\partial P(\vec{x}, t)}{\partial t} = \frac{\lambda^2}{2(1+\lambda)^2} \sum_{v,w} \frac{\partial^2}{\partial x_v \partial x_w} (x_v \delta_{v,w} - x_v x_w) P(\vec{x}, t), \quad (10)$$

where we have suppressed the dependence of the probability distribution function  $P(\vec{x}, t)$  on the initial state of the system.

The equation (10) holds only for unbiased reproduction. It can be generalized to biased reproduction by noting that as  $T \rightarrow \infty$ , this process becomes deterministic. Thus Eq. (7) is replaced by the deterministic equation

$$\delta \vec{x} = \frac{\lambda}{1+\lambda} (\vec{x}' - \vec{x}). \quad (11)$$

However, we may write Eq. (3) using the condition  $\sum_w M_{vw} = 1$  as

$$\begin{aligned} x'_v - x_v &= \sum_w M_{vw} x_w - \sum_w M_{wv} x_v \\ &= \sum_{w \neq v} (M_{vw} x_w - M_{wv} x_v). \end{aligned} \quad (12)$$

The diagonal entries of  $M$  are omitted in the last line because the condition  $\sum_w M_{vw} = 1$  means that in each column one entry is not independent of the others. If we choose this entry to be the one with  $w = v$ , then all elements of  $M$  in Eq. (12) are independent. Thus the diagonal entries of  $M$  have no significance; they are simply given by  $M_{vv} = 1 - \sum_{w \neq v} M_{wv}$ . From Eqs. (11) and (12) we see that in order to obtain a finite limit as  $\delta t \rightarrow 0$ , we need to assume that the off-diagonal entries of  $M$  are of order  $\delta t$ . Specifically, we define  $M_{vw} = m_{vw} \delta t$  for  $v \neq w$ . Then in the limit  $\delta t \rightarrow 0$ ,

$$\frac{dx_v(t)}{dt} = \frac{\lambda}{(1+\lambda)} \sum_{w \neq v} (m_{vw} x_w - m_{wv} x_v). \quad (13)$$

Deterministic effects such as this give rise to  $\mathcal{O}(\delta t)$  contributions in the derivation of the Fokker-Planck equation, unlike the  $\mathcal{O}(\delta t)^{1/2}$  contributions arising from diffusion. Therefore, the first jump moment in the case of biased reproduction is given by the right-hand side of Eq. (13). The second jump moment is still given by Eq. (9), since any additional terms involving  $M_{vw}$  are of order  $\delta t$  and so give terms which vanish in the  $\delta t \rightarrow 0$  limit. This discussion may be straightforwardly extended to the case of many speakers. The only novel feature is the appearance of the matrix  $H_{ij}$ . In order to obtain a deterministic equation of the type (13), a new matrix has to be defined by  $H_{ij} = h_{ij} \delta t$ .

Thus, in summary, what could be called the ‘‘large  $T$  approximation’’ is obtained by choosing  $\delta t = T^{-1}$ , and

defining new matrices  $m$  and  $h$  through  $M_{vw} = m_{vw} \delta t$  for  $v \neq w$  and  $H_{ij} = h_{ij} \delta t$ . It is the classic way of deriving the Fokker-Planck equations as the ‘‘diffusion approximation’’ to a discrete process. However, for our purposes it is not a very useful approximation. This is simply because we do not expect that in realistic situations the number of tokens will be large, so it would be useful to find another way of taking the continuous-time limit. Fortunately, another parameter is present in the model which we have not yet utilized. This is  $\lambda$ , which characterizes the small effect that utterances have on the speaker’s grammar. If we now return to the case of a single speaker with unbiased reproduction, we see from Eq. (8), that an alternative to taking  $T^{-1} = \delta t$ , is to take  $\lambda = (\delta t)^{1/2}$ . Thus, in this second approach, we leave  $T$  as a parameter in the model, and set the small parameter  $\lambda$  equal to  $(\delta t)^{1/2}$ . The second jump moment (9) in this formulation is replaced by

$$\alpha_{vw}(\vec{x}, t) = \frac{1}{T} (x_v \delta_{vw} - x_v x_w). \quad (14)$$

Bias may be introduced as before, and gives rise to Eqs. (11) and (12). The difference in this case is that  $\lambda$  has been assumed to be  $\mathcal{O}(\delta t)^{1/2}$ , and so the off-diagonal entries of  $M$  (and the entries of  $H$  in the case of more than one-speaker) have to be rescaled by  $(\delta t)^{1/2}$ , rather than  $\delta t$ . This means that in this second approach we must rescale the various parameters in the model according to

$$\lambda = (\delta t)^{1/2} \quad (15)$$

$$M_{vw} = m_{vw} (\delta t)^{1/2} \quad \text{for } v \neq w \quad (16)$$

$$H_{ij} = h_{ij} (\delta t)^{1/2} \quad (17)$$

as  $\delta t \rightarrow 0$ . We have found good agreement between the predictions obtained using this continuous-time limit and the output of Monte Carlo simulations when  $\lambda$  was sufficiently small, e.g.,  $\lambda \approx 10^{-3}$ .

## B. The general form of the Fokker-Planck equation

In Sec. V A we have outlined the considerations involved in deriving a Fokker-Planck equation to describe the process. We concluded that, for our present purposes, the scalings given by Eqs. (15)-(17) were most appropriate. Much of the discussion was framed in terms of a single speaker, because the essential points are already present in this case, but here will study the full model. The resulting Fokker-Planck equation describes the time evolution of the probability distribution function  $P(X, t | X_0, 0)$  for the system to be in state  $X$  at time  $t$  given it was originally in state  $X_0$ , although we will frequently suppress the dependence on the initial conditions. The variables  $X$  comprise  $N(V-1)$  independent grammar variables, since the grammar variable  $x_{iV}$  is determined by the normalization  $\sum_{v=1}^V x_{iv} = 1$ .

The derivation of the Fokker-Planck equation is given in the Appendix. It contains three operators, each of which corresponds to a distinct dynamical process. Specifically, one has for the evolution of the distribution

$$\frac{\partial P(X, t)}{\partial t} = \sum_i G_i \left[ \hat{\mathcal{L}}_i^{(\text{bias})} + \hat{\mathcal{L}}_i^{(\text{rep})} \right] P(X, t) + \sum_{(ij)} G_{ij} \hat{\mathcal{L}}_{ij}^{(\text{int})} P(X, t) \quad (18)$$

in which  $G_i = \sum_{j \neq i} G_{ij}$  is the probability that speaker  $i$  participates in any interaction.

The operator

$$\hat{\mathcal{L}}_i^{(\text{bias})} = \sum_{v=1}^{V-1} \frac{\partial}{\partial x_{iv}} \sum_{\substack{w=1 \\ w \neq v}}^V (m_{wv} x_{iv} - m_{vw} x_{iw}) \quad (19)$$

arises as a consequence of bias in the production probabilities. Note that the variable  $x_{iV}$  appearing in this expression must be replaced by  $1 - \sum_{v=1}^{V-1} x_{iv}$  in order that the resulting Fokker-Planck equation contains only the independent grammar variables.

As discussed above, the finite-size sampling of the (possibly biased) production probabilities yields the stochastic contribution

$$\hat{\mathcal{L}}_i^{(\text{rep})} = \frac{1}{2T} \sum_{v=1}^{V-1} \sum_{w=1}^{V-1} \frac{\partial^2}{\partial x_{iv} \partial x_{iw}} (x_{iv} \delta_{v,w} - x_{iv} x_{iw}) \quad (20)$$

to the Fokker-Planck equation. In a physical interpretation, this term describes for each speaker  $i$  an independently diffusing particle, albeit with a spatially-dependent diffusion constant, in the  $V-1$ -dimensional space  $0 \leq x_{i1} + x_{i2} + \dots + x_{i,V-1} \leq 1$ . On the boundaries of this space, one finds there is always a zero eigenvalue of the diffusion matrix that corresponds to the direction normal to the boundary. This reflects the fact that, in the absence of bias or interaction with other speakers, it is possible for a variant to fall into disuse never to be uttered again. These *extinction* events are of particular interest, and we investigate them in more detail below.

The third and final contribution to (18) comes from speakers retaining a record of other's utterances. This leads to different speakers' grammars becoming coupled via the interaction term

$$\hat{\mathcal{L}}_{ij}^{(\text{int})} = \sum_{v=1}^{V-1} \left( h_{ij} \frac{\partial}{\partial x_{iv}} - h_{ji} \frac{\partial}{\partial x_{jv}} \right) (x_{iv} - x_{jv}) . \quad (21)$$

We end this section by rewriting the Fokker-Planck equation as a continuity equation in the usual way:

$\partial P / \partial t + \sum_{i,v} \partial J_{iv} / \partial x_{iv} = 0$  [29, 30], where

$$J_{iv}(X, t) = - \sum_{\substack{w=1 \\ w \neq v}}^V G_i (m_{wv} x_{iv} - m_{vw} x_{iw}) P(X, t) - \frac{1}{2T} \sum_{w=1}^{V-1} \frac{\partial}{\partial x_{iw}} G_i (x_{iv} \delta_{v,w} - x_{iv} x_{iw}) P(X, t) - \sum_{j \neq i} G_{ij} h_{ij} (x_{iv} - x_{jv}) P(X, t), \quad (22)$$

is the probability current. The boundary conditions on the Fokker-Planck equation with and without bias differ. In the former case, the boundaries are reflecting, that is, there is no probability current flowing through them. In the latter case, they are so-called exit conditions: all the probability which diffuses to the boundary is extracted from the solution space. The result (22) will be used in subsequent sections when finding the equations describing the time evolution of the moments of the probability distribution.

## VI. FISHER-WRIGHT POPULATION GENETICS

The Fokker-Planck equation derived in the previous section is well-known to population geneticists, being a continuous-time description of simple models formulated in the 1930s by Fisher [31] and Wright [32]. Despite criticism of oversimplification (see, e.g., the short article by Crow [33] for a brief history), these models have retained their status as important paradigms of stochasticity in genetics to the present day. Although biologists often discuss these models in the terms of individuals that have two parents [34, 35], it is sufficient for our purposes to describe the much simpler case of an asexually reproducing population.

The central idea is that a given (integer) generation  $t$  of the population can be described in terms of a gene pool containing  $K$  genes, of which a number  $k_v$  have allele  $A_v$  at a particular locus, with  $\sum_{v=1}^V k_v = V$  and  $v = 1, \dots, V$ . In the literature, an analogy with a bag containing  $K$  beans is sometimes made, with different colored beans representing different alleles. The next generation is then formed by selecting *with replacement*  $K$  genes (beans) randomly from the current population. This process is illustrated in Fig. 6. The replacement is crucial, since this allows for *genetic drift*—i.e., changes in allele frequencies from one generation to the next from random sampling of parents—despite maintaining a fixed overall population size.

The probability of having  $k'_v$  copies of allele  $A_v$  in generation  $t + 1$ , given that there were  $k_v$  in the previous



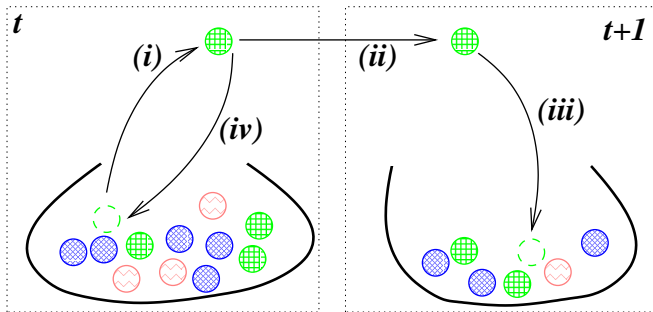


FIG. 6: Fisher-Wright ‘beanbag’ population genetics. The population in generation  $t + 1$  is constructed from generation  $t$  by (i) selecting a gene from the current generation at random; (ii) copying this gene; (iii) placing the copy in the next generation; (iv) returning the original to the parent population. These steps are repeated until generation  $t + 1$  has the same sized population as generation  $t$ .

generation, is easily shown to be multinomial, i.e.,

$$P(k'_1, k'_2, \dots, k'_V; t + 1 | k_1, k_2, \dots, k_V; t) = \frac{K!}{k'_1! k'_2! \dots k'_V!} \left(\frac{k_1}{K}\right)^{k'_1} \left(\frac{k_2}{K}\right)^{k'_2} \dots \left(\frac{k_V}{K}\right)^{k'_V}. \quad (23)$$

Using the properties of this distribution (see Appendix), it is straightforward to learn that the mean change in the number of copies of allele  $A_v$  is the population from one generation to the next is zero. If we introduce  $x_v(t)$  as the fraction  $k_v/K$  of allele  $A_v$  in the gene pool at generation  $t$ , we find that the second moment of this change is [34]

$$\langle [x_v(t + 1) - x_v(t)][x_w(t + 1) - x_w(t)] \rangle = \frac{1}{2K} (x_v(t)\delta_{v,w} - x_v(t)x_w(t)). \quad (24)$$

By following the procedure given in the Appendix, one obtains the Fokker-Planck equation

$$\frac{\partial P(\vec{x}, t)}{\partial t} = \frac{1}{2K} \sum_{v,w} \frac{\partial^2}{\partial x_v \partial x_w} (x_v \delta_{v,w} - x_v x_w) P(\vec{x}, t) \quad (25)$$

to leading order in  $1/K$ . Since one is usually interested in large populations, terms of higher order in  $1/K$  that involve higher derivatives are neglected. Thus one obtains a continuous diffusion equation for allele frequencies valid in the limit of a large (but finite) population.

We see by comparing the right-hand side of (25) with (20) that the Fisher-Wright dynamics of allele frequencies in a large biological population coincide with the stochastic component of the evolution of a speaker’s grammar. Because of this mathematical correspondence, it is useful occasionally to identify a speaker’s grammar with a biological population. However, as noted at the end of Sec. III, this should not be confused with the population of utterances central in our approach to the problem of language change.

As we previously remarked, the fact that a speaker retains a record of her own utterances means that the grammar of a single speaker will be subject to drift, even in the absence of other speakers, or where zero weight  $H_{ij}$  given to other speaker’s utterances. In this case, a single speaker’s grammar exhibits essentially the same dynamics as a biological population in the Fisher-Wright model. We outline existing results from the literature, as well as some extensions recently obtained by us, in Sec. VII below.

The requirement that the population size  $K$  is large for the validity of the diffusion approximation (25) of Fisher-Wright population dynamics relates to the large- $T$  approximation of Sec. V A. By contrast, the small- $\lambda$  approximation relates to an *ageing* population, i.e., one where a fraction  $\lambda/(1 + \lambda)$  of the individuals are replaced in each generation. This is similar to a Moran model in population genetics [36], in which a single individual is replaced in each generation. Its continuous-time description is also given by (25) but with a modified effective population size  $K$ .

It is worth noting that when production biases are present, i.e., the parameters  $m_{vw}$  are nonzero, the resulting single-speaker Fokker-Planck equation corresponds to a Fisher-Wright process in which mutations occur [34]. In the beanbag picture, one would realize this mutation by having a probability proportional to  $m_{vw}$  of placing a bean of color  $v$  in the next population, given that the bean selected from the parent population was of color  $w$ . It is again possible to obtain exact results for this model, albeit for a restricted set of mutation rates. We discuss these below in Sec. VII.

The remaining set of parameters in the utterance selection model,  $h_{ij}$ , correspond to *migration* rates from population  $j$  to  $i$  in its biological interpretation. It is apparently much more difficult to treat populations coupled in this way under the continuous-time diffusion approximation. A prominent exception is where one has two populations: a fixed mainland population and a changing island population [34]. The assumption that the mainland population is fixed is reasonable if it is much larger than the island population. Since a speaker’s grammar does not have a well-defined size, this way of thinking is unlikely to be of much utility in the context of language change. Therefore in Sec. VIII we pursue the diffusion approximation where all speakers (islands) are placed on the same footing. This work contrasts investigations based on ancestral lineages (“the coalescent”) that one can find in the population genetics literature (see, e.g., [37] for a recent review of applications to geographically divided populations). We shall also make use of these results to gain an insight into the multi-speaker model.

Finally in this section we note that a feature ubiquitous in many biological models, namely the selective advantage (or fitness) of alleles, is not relevant in the context of language change. For reasons we have already discussed in Sec. II, we do not consider lingueme variants to possess any inherent fitness.

## VII. SINGLE-SPEAKER MODEL

We begin our analysis of the utterance selection model by considering the case of a single speaker which is non-trivial because a speaker's own utterances form part of the input to her own grammar. We outline both relevant results that have been established in the population genetics literature, along with an overview of our new findings which we have presented in detail elsewhere [6]. We begin with the case where production biases (mutations) are absent.

### A. Unbiased production

When the probability of uttering a particular variant form  $v$  is equal to the frequency  $x_v$  stored in the speaker's grammar (we drop the speaker subscript  $i$  as there is only one of them), the Fokker-Planck equation reads

$$\frac{\partial P(\vec{x}, t)}{\partial t} = \frac{1}{2T} \sum_{v=1}^{V-1} \sum_{w=1}^{V-1} \frac{\partial^2}{\partial x_v \partial x_w} (x_v \delta_{v,w} - x_v x_w) P \quad (26)$$

where  $V$  is the total number of possible variants. We see that in this case,  $T$  enters only as a timescale and so we can put  $T = 1$  with no loss of generality in the following.

One way to study the evolution of this system is through the time-dependence of the moments of  $x_v$ . Multiplying (26) by  $x_v(t)^k$  and integrating by parts one finds [6]

$$\frac{d\langle x_v(t)^k \rangle}{dt} = \frac{k(k-1)}{2} \left[ \langle x_v(t)^{(k-1)} \rangle - \langle x_v(t)^k \rangle \right]. \quad (27)$$

We see immediately that the mean of  $x_v$  is conserved by the dynamics. The higher moments have a time-dependence that can be calculated iteratively for  $k = 2, 3, \dots$ . For example, for the variance one finds that

$$\langle x_v(t)^2 \rangle - \langle x_v(t) \rangle^2 = x_{v,0}(1 - x_{v,0})(1 - e^{-t}). \quad (28)$$

Remarkably—and as we showed in [6]—the full time-dependent solution of (26) can be obtained under a suitable change of variable. The required transformation is

$$u_i = \frac{x_i}{1 - \sum_{j < i} x_j} \quad (29)$$

which maps the space  $0 \leq x_1 + x_2 + \dots + x_{V-1} \leq 1$  onto the  $V-1$  dimensional unit hypercube,  $0 \leq u_i \leq 1 \forall i$ . In the new coordinate system the Fokker-Planck equation is [6]

$$\frac{\partial P(\vec{u}, t)}{\partial t} = \frac{1}{2} \sum_{v=1}^{V-1} \frac{\partial^2}{\partial u_v^2} \frac{u_v(1-u_v)}{\prod_{w < v} (1-u_w)} P \quad (30)$$

$$\equiv \hat{D}_V(u_1, \dots, u_{V-1}) P. \quad (31)$$

The solution is then obtained by separation of variables. First, we separate the time and space variables so that given a fixed initial condition  $\vec{u}_0$  one has

$$P(\vec{u}, t) = \sum_{\lambda_V} C_{\lambda_V}(\vec{u}_0) \Phi_{\lambda_V}(\vec{u}) e^{-\lambda_V t}. \quad (32)$$

Here,  $\lambda$  and  $\Phi_{\lambda_V}(\vec{u})$  are the eigenvalues and corresponding eigenfunctions of the operator  $\hat{D}_V$  appearing in (30), and  $C_{\lambda_V}(\vec{u}_0)$  a set of expansion coefficients that are determined by the initial condition.

One can then separate each of the  $u$  variables, since we have the recursion

$$\hat{D}_{V+1}(u_1, \dots, u_V) = \hat{D}_2(u_1) + \frac{1}{1-u_1} \hat{D}_V(u_2, \dots, u_V). \quad (33)$$

To see this, let us assume we have found an eigenfunction  $\Phi_{\lambda_V}(u_1, \dots, u_{V-1})$  of the  $V$ -variant operator  $\hat{D}_V(u_1, \dots, u_{V-1})$  with accompanying eigenvalue  $\lambda_V$ . Now, we make an ansatz

$$\Phi_{\lambda_{V+1}}(u_1, \dots, u_V) = \psi_{\lambda_{V+1}, \lambda_V}(u_1) \Phi_{\lambda_V}(u_2, \dots, u_V) \quad (34)$$

for an eigenfunction of the  $V+1$ -variant operator  $\hat{D}_{V+1}(u_1, \dots, u_V)$ , where the corresponding eigenvalue  $\lambda_{V+1}$  remains to be determined. Inserting this ansatz into (33) yields the ordinary differential equation

$$\frac{1}{2} \frac{d^2}{du^2} u(1-u) \psi_{\lambda_{V+1}, \lambda_V}(u) = \left( \lambda_{V+1} - \frac{\lambda_V}{1-u} \right) \psi_{\lambda_{V+1}, \lambda_V}(u) \quad (35)$$

that has to be solved for the function  $\psi$ . Note that when  $V = 2$ , we have only one independent variable  $u_1$  and the eigenfunction of  $\hat{D}_2(u_1)$  with eigenvalue  $\lambda_2$  is the solution of (35) with  $\lambda_1 = 0$ . Beginning with this case in (34) and iterating the requisite number of times, one finds the solution for an eigenfunction of the  $V$ -variant Fokker-Planck equation is

$$\Phi_{\lambda_V} = \psi_{\lambda_V, \lambda_{V-1}}(u_1) \psi_{\lambda_{V-1}, \lambda_{V-2}}(u_2) \cdots \psi_{\lambda_2, \lambda_1}(u_{V-1}). \quad (36)$$

That is, the partial differential equation (30) is separable in the variables  $u_i$  as claimed, and each factor in the product is a solution of the ordinary differential equation (35) that contains two parameters. After an appropriate substitution, (35) can be brought into a standard hypergeometric form whose solutions are Jacobi polynomials [38]. This analysis [6] yields the eigenvalues of the Fokker-Planck equation. When there are initially  $V$  variants these are

$$\lambda_V = \frac{1}{2} L_{V-1}(L_{V-1} + 1), \quad L_v = \sum_{w=1}^v (\ell_w + 1) \quad (37)$$

in which the variables  $\ell_w$  are non-negative integers.

Note that all the eigenvalues are positive: that is, the function  $P(\vec{u}, t)$  decays over time. This is because of the fact that, when no production biases are present, once

a variant's frequency vanishes, it can never be uttered again: i.e., variants become extinct until eventually one of them becomes *fixed*. Hence, the stationary probability distribution comprises delta functions at the points where one of the frequencies  $x_v = 1$ . Since the mean of the distribution is conserved (see above), the weight under each delta function—which is the probability that the corresponding variant is the only one in use as  $t \rightarrow \infty$ —is simply the variant's mean frequency in the initial condition. Although we do not give the solution explicitly here, it is plotted for a two variant unbiased system in Figure 7. The distribution in the interior of the domain decays with time, as the probability of one variant being eliminated (not plotted) grows.

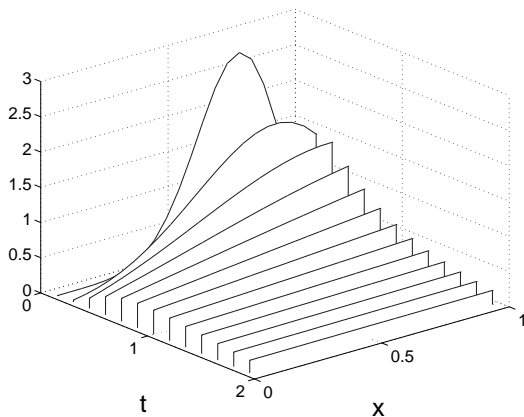


FIG. 7: Time development of the exact solution of the Fokker-Planck equation for a single speaker with two variants initially, when bias is absent and  $x_0 = 0.7$ .

It is remarkable that the solution of the Fokker-Planck equation for  $V$  variants is not much more complicated than the solution of the corresponding equation for 2 variants. This turns out to be a feature of other quantities associated with this problem. For example, the probability  $f_v(\vec{x}_0, t)$  that variant  $v$  is the only one remaining at a *finite* time  $t$ , given an initial condition  $\vec{x}_0$ , can be calculated rather easily because a reduction to an effective two-variant problem can be found to work in this case as well. To understand this idea, it is helpful to return to the beanbag picture of population genetics of the previous section. We are interested in knowing the probability that all beans in the bag have the same color—say, for concreteness, chartreuse. Let then  $x$  be the fraction of such beans in the bag in the current generation. In the next generation, each bean has a probability  $x$  of being chartreuse, and a probability  $1 - x$  of being some other color. Clearly, the number of chartreuse beans in the next generation has the distribution (23) with  $V = 2$ , which is the reduction to the two-variant problem. The form of  $f$  in this case was first found by Kimura [39] and

is given by

$$f_v(\vec{x}_0, t) = x_{v,0} - \frac{1}{2} \sum_{\ell=1}^{\infty} (-1)^\ell [P_{\ell+1}(1 - 2x_{v,0}) - P_{\ell-1}(1 - 2x_{v,0})] e^{-\ell(\ell+1)t/2} \quad (38)$$

in which  $P_\ell(z)$  is a Legendre polynomial. Several other results can be obtained by utilizing the above reduction to an equivalent two-variant problem together with combinatorial arguments. For example, the probability that exactly  $r$  variants coexist at time  $t$  may be expressed entirely in terms of the function  $f$  and various combinatorial factors [6].

Other quantities, such as the mean time to the  $r$ th extinction, or the probability that a set of variants become extinct in a particular order, can be most easily found from the backward Fokker-Planck equation [29], which involves the adjoint of the operator  $\hat{\mathcal{L}}_i^{(\text{rep})}$ . In some cases, one can carry out a reduction to an equivalent two-variant problem wherein such quantities as the mean time to fixation of a variant  $v$  averaged over those realizations of the dynamics in which it does become fixed [40]

$$\tau_v = -2 \frac{(1 - x_{v,0}) \ln(1 - x_{v,0})}{x_{v,0}} \quad (39)$$

come into play. Note, however, that this reduction is not always possible. For instance, in the two examples given at the start of this paragraph, the former can be calculated from such a reduction, whereas the latter cannot. These subtleties are discussed in [6].

## B. Biased production

We turn now to the case where the production probabilities and grammar frequencies are not identical, but related by (3). Here, calculations analogous to those above are possible in those cases where  $m_{vw} = m_v$ . That is, in the interpretation where  $m_{vw}$  are mutation rates, we can obtain solutions when mutation rates depend only one the end product of the mutation.

To calculate moments of  $x_v(t)$  it is most efficient to use the Fokker-Planck equation in the form  $\partial P / \partial t + \sum_v \partial J_v / \partial x_v = 0$  and the explicit formula for the current (22) adapted to the single-speaker case to find the equation satisfied by the moments:

$$\begin{aligned} \frac{d\langle x_v(t)^k \rangle}{dt} &= \int d\vec{x} x_v^k \frac{\partial P(\vec{x}, t)}{\partial t} \\ &= - \sum_w \int d\vec{x} x_v^k \frac{\partial J_w}{\partial x_w} = k \int d\vec{x} x_v^{(k-1)} J_v(\vec{x}, t), \end{aligned} \quad (40)$$

using the condition that the current vanishes on the boundary. Using Eq. (22) the equation for the first mo-

ment, for instance, is

$$\begin{aligned} \frac{d\langle x_v(t) \rangle}{dt} &= - \sum_{w \neq v} (m_w \langle x_v \rangle - m_v \langle x_w \rangle) \\ &= \left( - \sum_{w \neq v} m_w \right) \langle x_v \rangle + m_v (1 - \langle x_v \rangle) \\ &= m_v - R \langle x_v \rangle \end{aligned} \quad (41)$$

in which  $R = \sum_{v=1}^V m_v$ . This has the solution

$$\langle x_v(t) \rangle = \frac{m_v}{R} + \left( x_{v,0} - \frac{m_v}{R} \right) e^{-Rt}, \quad (42)$$

a result that does not depend on the number of tokens exchanged per interaction since this affects only the stochastic part of the evolution. Higher moments have more complicated expressions which can be found in [6].

Once again, we can find the complete time-dependent solution of the Fokker-Planck equation using the same change of variable and separation of variables as before. To achieve this, one makes the replacement

$$\frac{1}{2} \frac{\partial}{\partial u_v} u_v (1 - u_v) \rightarrow \frac{1}{2T} \frac{\partial}{\partial u_v} u_v (1 - u_v) + (R_v u_v - m_v) \quad (43)$$

in Eq. (30) and where we have introduced

$$R_v = \sum_{w=v}^V m_w. \quad (44)$$

Note that it is necessary to reinstate the parameter  $T$  since two timescales are now in operation: one corresponding to the probabilistic sampling effects, and the other to mutations. In the ensuing separation of variables, we find that each product  $\psi$  in the eigenfunction analogous to (36) picks up a dependence on the variant  $v$  through the parameters  $m_v$  and  $R_v$ . The eigenvalue spectrum also changes, becoming now

$$\lambda_V = \frac{1}{2T} L'_{V-1} (2TR + L'_{M-1} - 1), \quad L'_v = \sum_{w=1}^v \ell_w \quad (45)$$

where  $\ell_w$  are, as before, non-negative integers and  $R = \sum_{w=1}^V m_w$ . On this occasion, we have a zero eigenvalue when  $\ell_w = 0 \forall w$ . The corresponding eigenfunction is then the (unique) stationary state  $P^*(\vec{x})$  which is given by

$$P^*(\vec{x}) = \Gamma(2R) \prod_{v=1}^V \frac{x_v^{2Tm_v-1}}{\Gamma(2m_v)}. \quad (46)$$

This result first appeared for the case  $V = 2$  in Ref. [32].

When  $V = 2$ , this is a beta distribution. It is peaked near the boundaries when  $m_1$  and  $m_2$  are both less than  $1/2$ , as illustrated in Figure 8. When the bias parameters are greater than  $1/2$ , the distribution is centrally peaked,

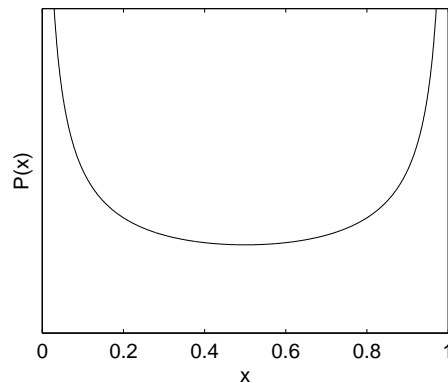


FIG. 8: The stationary distribution with one speaker and two variants for  $m_1 = m_2 = 0.2$ .

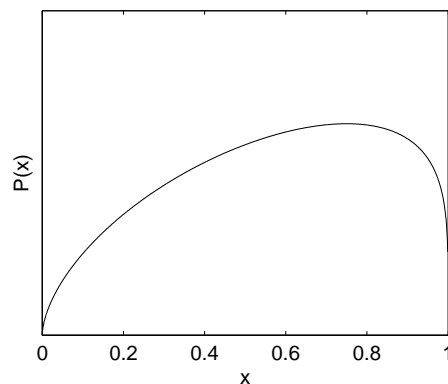


FIG. 9: The stationary distribution with one speaker and two variants for  $m_1 = 0.8$  and  $m_2 = 0.6$ .

and is asymmetric when  $m_1 \neq m_2$ , as can be seen in Figure 9.

It is perhaps interesting to note that the probability current is zero everywhere in this steady state: i.e., that a detailed-balance criterion is satisfied. It seems likely that the more general situation where  $m_{vw}$  can depend both on the initial and final variants will give rise to a steady state in which there is a circulation of probability. We believe a solution for this case has not yet been found.

Finally in this survey of the single-speaker model we remark on the existence of a hybrid model in which some of the production biases are zero. Then, those variants that have  $x_v = 0$  will fall into disuse, and the subsequent dynamics will be the same as for the case of biased production among that subset of variants to which mutation is possible.

## VIII. MULTI-SPEAKER MODEL

Having established the basic properties of the single speaker model—moments, stationary distribution and

fixation times—we now seek their counterparts in the rather more realistic situation where many different speakers are interacting. The large number of potential parameters specifying the interaction between speakers ( $G_{ij}$  and  $h_{ij}$ ) means the complexity of the multiple speaker model is much greater than that for a single speaker. However, some analytic results can be obtained by considering the simplest set of interactions between speakers, one where all the interaction probabilities and weightings are equal. That is, we set

$$G_{ij} \equiv G = \frac{1}{2N(N-1)} \quad \text{and} \quad h_{ij} \equiv h \quad \forall i, j. \quad (47)$$

This greatly simplifies the situation, as the interactions between speakers are now identical, with different speakers being only distinguished by their initial conditions. From a linguistic point of view, it also seems natural to begin with all speakers interacting with the same probability, as might happen in a small village [41, 42]. We are also not considering social forces here, and so we assume that  $H_{ij}$  is constant. It can also be seen from the results for a single speaker that the majority of behaviors can be observed in systems with only two variants. Therefore we will not consider more than two variants for the remainder of this section.

The Fokker-Planck equation (18) now takes the relatively simple form

$$\begin{aligned} \frac{\partial}{\partial t} P &= (N-1)G \sum_i \left\{ \frac{\partial}{\partial x_i} (Rx_i - m_1) + \frac{1}{2T} \frac{\partial^2}{\partial x_i^2} x_i (1-x_i) \right. \\ &\quad \left. + h \frac{\partial}{\partial x_i} \left( x_i - \frac{1}{N-1} \sum_{j \neq i} x_j \right) \right\} P \\ &= (N-1)G \sum_i \left\{ \frac{\partial}{\partial x_i} (Rx_i - m_1) + \frac{1}{2T} \frac{\partial^2}{\partial x_i^2} x_i (1-x_i) \right. \\ &\quad \left. + \frac{N}{N-1} h \frac{\partial}{\partial x_i} (x_i - x) \right\} P \end{aligned} \quad (48)$$

where we use  $x$  without a subscript to denote the overall proportion of the first variant in the population  $x \equiv \sum_i x_i / N$ . The parameter  $m_1$  is the bias parameter,  $m_1 \equiv m_{12}$ , and  $R = m_1 + m_2 = m_{12} + m_{21}$ . Although we have not succeeded in solving this equation exactly, we have been able to perform a number of calculations and analyzes which we present below.

### A. Moments

Differential equations for moments of  $x_i$  can be found using the same methods as before. When production biases are present we find, by multiplying (48) by  $x_i$ , integrating and using the fact that the probability current vanishes at the boundaries, that (compare with Eq. (41))

$$\frac{d}{dt} \langle x_i \rangle = -(N-1)G \left[ (R+h) \langle x_i \rangle - m_1 - \frac{h}{N-1} \sum_{j \neq i} \langle x_j \rangle \right]. \quad (49)$$

Note that the sum over  $j$  in this expression can be written as  $N \langle x \rangle - \langle x_i \rangle$  where

$$\langle x \rangle = \frac{1}{N} \sum_i \langle x_i \rangle \quad (50)$$

is the mean frequency over the entire community of speakers.

Using this substitution, and summing (49) over all speakers, we find that

$$\frac{d}{dt} \langle x \rangle = -G(N-1) (R \langle x \rangle - m_1). \quad (51)$$

Subtracting this expression from (49) gives

$$\frac{d}{dt} \langle x_i - x \rangle = -G [(N-1)R + Nh] \langle x_i - x \rangle. \quad (52)$$

These equations are now decoupled and their solution follows readily after implementing the initial condition and using the definitions (47). We find that

$$\begin{aligned} \langle x_i(t) \rangle &= \frac{m_1}{R} + \left[ \left( x_0 - \frac{m_1}{R} \right) \right. \\ &\quad \left. + (x_{i,0} - x_0) e^{-ht/2(N-1)} \right] e^{-Rt/2N} \end{aligned} \quad (53)$$

$$\langle x(t) \rangle = \frac{m_1}{R} + \left( x_0 - \frac{m_1}{R} \right) e^{-Rt/2N}, \quad (54)$$

where  $x_0 = x(0) = \frac{1}{N} \sum_i x_{i,0}$ .

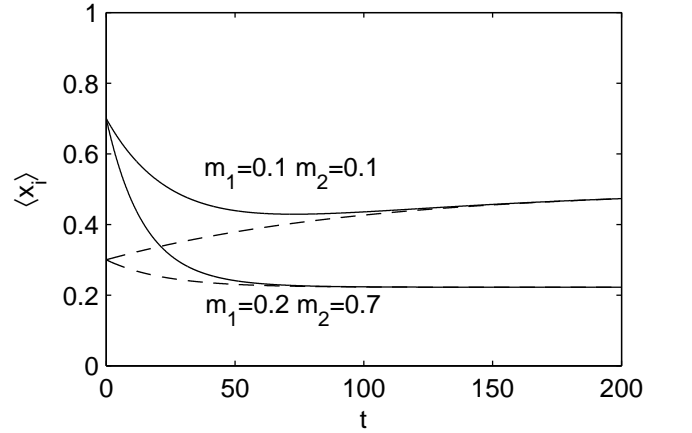


FIG. 10: The time development of the mean of a single speaker  $\langle x_i \rangle$  for two different choices of mutation parameters. In each case  $x_{i,0} = 0.7$ ,  $N = 10$  and  $h = 0.5$ .  $T = 1$ . The overall population mean  $\langle x \rangle$  is shown as a dashed line for comparison, with  $x_0 = 0.3$ .

Each speaker's mean thus converges to the community's mean at a rate controlled by  $h$ , and the latter relaxes to the fixed point of the bias transformation  $M$  at a rate determined by  $R$ . In both cases, the decay time grows linearly with the number of speakers  $N$ . This behavior is shown in Figure 10 in which the time development of the mean of a particular speaker has been plotted for two different bias parameter choices.

In the unbiased case we can repeat the same procedure to find the time dependence of  $\langle x_i \rangle$ . The result is simply (53) and (54) with  $R$  and  $m_1$  set to zero, though one must be careful with the boundaries when deriving the equivalent of (49). In particular

$$\langle x_i(t) \rangle = x_0 + (x_{i,0} - x_0)e^{-ht/2(N-1)}, \quad (55)$$

and we see explicitly that the expected overall fraction of each variant in the population is conserved, just as in the single speaker case:

$$\langle x(t) \rangle = x_0. \quad (56)$$

Although we could write time dependent equations for higher moments, they are much more complicated. Instead we now turn to the stationary distribution.

### B. Stationary distribution

In the absence of production biases, the stationary distribution is one in which all speakers' grammars contain only one variant. This is similar to the situation for a single speaker, only we should note that (except in the special case of  $h = 0$ , which is equivalent to the single speaker case) equilibrium is only reached when *all* the speakers have the same variant. Since  $\langle x(t) \rangle$  is conserved by the dynamics, we have once again that the weight under the delta-function peaks equal to the initial mean frequency of the corresponding variants within the entire community. In the next subsection, we shall investigate the relaxation to this absorbing state of fixation.

When production biases are present, we expect an extended stationary distribution with a mean given by (54) in the  $t \rightarrow \infty$  limit. The second moments can be calculated by multiplying Eq. (48) by  $x_i^2$  and  $x_i x_j$ ,  $i \neq j$ , integrating, and using the fact that the probability current vanishes at the boundaries, just as in the derivation of Eq. (49), except that in this case there is no time derivative. Using the symmetry of the speakers we find that

$$\left(R + h + \frac{1}{2T}\right) \langle x_i^2 \rangle^* - \left(m_1 + \frac{1}{2T}\right) \langle x_i \rangle^* - h \langle x_i x_j \rangle^* = 0 \quad (57)$$

$$[(N-1)R + h] \langle x_i x_j \rangle^* - (N-1)m_1 \langle x_i \rangle^* - h \langle x_i^2 \rangle^* = 0 \quad (58)$$

where the asterisk denotes the steady state. Solving gives

$$\langle x_i^2 \rangle^* = \frac{m_1}{R} \left\{ \frac{(N-1)R\tilde{m} + h[(N-1)m_1 + \tilde{m}]}{(N-1)R\tilde{R} + h[(N-1)R + \tilde{R}]} \right\} \quad (59)$$

and, for  $i \neq j$ ,

$$\langle x_i x_j \rangle^* = \frac{m_1}{R} \left\{ \frac{(N-1)m_1\tilde{R} + h[(N-1)m_1 + \tilde{m}]}{(N-1)R\tilde{R} + h[(N-1)R + \tilde{R}]} \right\} \quad (60)$$

where  $\tilde{m} = m_1 + 1/2T$ ,  $\tilde{R} = R + 1/2T$ . For the overall proportion of the first variant

$$\begin{aligned} \langle x^2 \rangle^* &= \frac{1}{N^2} \sum_{i,j} \langle x_i x_j \rangle^* \\ &= \frac{m_1}{NR} \times \\ &\quad \left\{ \frac{(N-1)R\tilde{m} + (N-1)^2 m_1 \tilde{R} + Nh[(N-1)m_1 + \tilde{m}]}{(N-1)R\tilde{R} + h[(N-1)R + \tilde{R}]} \right\}, \end{aligned} \quad (61)$$

where the sum on the first line now includes the case  $i = j$ .

When there are only two variants, the single speaker stationary distribution (46) is a beta distribution. The marginal distribution for each speaker in the multiple speaker model is modified by the presence of other speakers, but still the distribution is peaked near the boundaries when the bias is small, and changes to a centrally peaked distribution as the bias becomes stronger. We therefore propose that it is appropriate to approximate the stationary marginal distribution as a beta distribution with mean and variance just calculated. That is,

$$P^*(x_i) \approx \frac{\Gamma(\alpha + \beta)}{\Gamma(\alpha)\Gamma(\beta)} x_i^{\alpha-1} (1-x_i)^{\beta-1}, \quad (62)$$

where

$$\alpha = 2Tm_1 \left[ \frac{(N-1)R + hN}{(N-1)R + h} \right], \quad (63)$$

$$\beta = 2T(R - m_1) \left[ \frac{(N-1)R + hN}{(N-1)R + h} \right]. \quad (64)$$

Unlike in (46) the parameters of the distribution now depend on  $h$  and  $N$  as well as  $m_v$ . The marginal distribution is well fitted by this beta distribution for a broad range of  $h$  and  $N$ . An example is shown in Figure 11, where the distribution calculated from simulations is compared to an approximating beta distribution.

When  $N$  and  $h$  are small, the transition from concave to convex shape occurs at approximately the same values of the mutation parameters as it does in the single speaker case, when  $m_1 = m_2 = 0.5$ . As  $N$  or  $h$  become larger, the transition value becomes smaller. For sufficiently large  $N$  or  $h$ , individual speakers will retain significant proportions of both variants, even for very small (but still non-zero) bias parameter values; the distribution will be centrally peaked unless  $m_1$  and  $m_2$  are extremely small. This can be seen in Figure 12, which shows the value of  $m = m_1 = m_2$  at which the transition from concave to convex takes place for a range of  $h$  and three different population sizes. This critical value of  $m$ , denoted by  $m_c$ , is the value of  $m$  for which the parameters  $\alpha$  and  $\beta$  in Eq. (62) pass through 1.

The stationary distribution of  $x$  (the proportion of variant 1 throughout the population of speakers) on the other hand, does not always have a simple shape. Consider first when the mutation strength is fixed at some

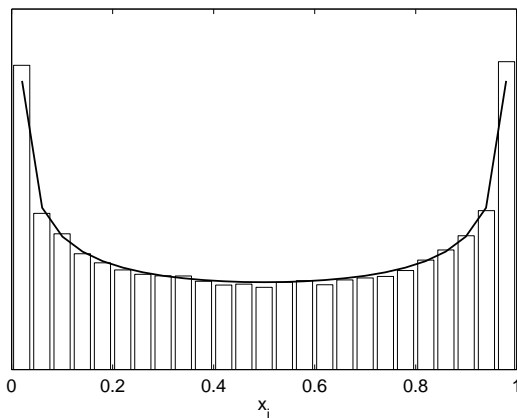


FIG. 11: The single speaker marginal stationary distribution when  $N = 10$ ,  $h = 0.2\lambda$  and  $m_1 = m_2 = 0.2$ . Bars are the distribution obtained from simulation, while the curve is the approximate beta distribution.

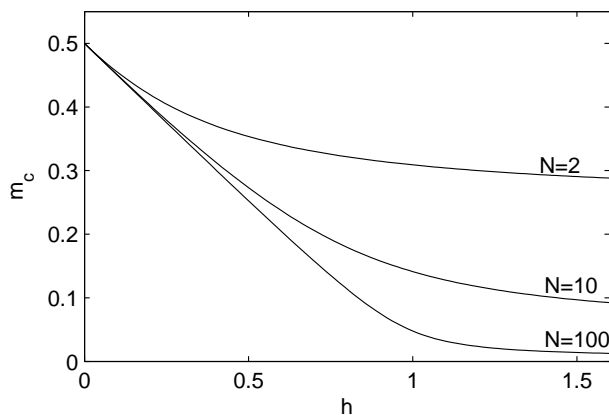


FIG. 12: The mutation value  $m_c$  at which the stationary pdf of  $x_i$  changes from a concave to a convex distribution, as a function of  $h$  for  $N = 2$ ,  $N = 10$ ,  $N = 100$ . Mutation is assumed symmetric:  $m_1 = m_2$ .

small value:  $m_1 = m_2 \ll 0.5$ . When  $h$  is small some speakers can be at opposite ends of the interval. For small  $N$ , this leads to a multiply peaked distribution, with each peak representing a certain fraction of the speakers being at one end. As  $h$  gets larger, the tendency to be at the same end increases, and the central peaks dwindle, leaving the familiar double-peaked distribution. This only holds so long as the mutation strength remains below the critical value  $m_c$ , as shown in Figure 12. For sufficiently large  $h$  or for larger  $N$ , the distribution becomes centrally peaked.

When  $m_1$  and  $m_2$  are above the critical value, or if  $N$  is sufficiently large that the central-limit effect becomes significant, the stationary distribution of  $x$  is smooth and single peaked for all values of  $h$ , becoming more bell shaped the higher the value of  $N$  in accordance with the central limit theorem. Here we find that both beta and

Gaussian distributions calculated from the mean and second moment fit well—see Figure 13. The value of  $h$  only has a small effect, altering the width of the distribution slightly.

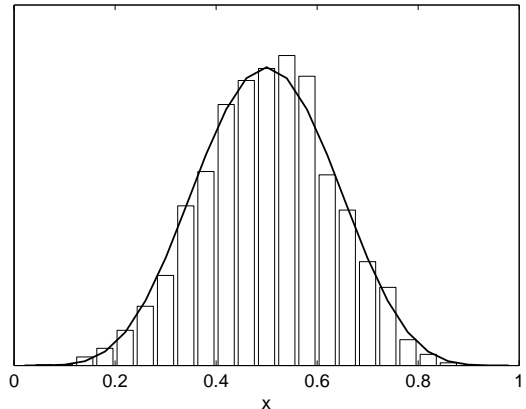


FIG. 13: The average speaker stationary distribution when  $N = 10$ ,  $h = 0.2\lambda$  and  $m_1 = m_2 = 0.2$ . Bars are the distribution obtained from simulation, while the curve is the approximate beta distribution.

### C. Fixation times

In the calculations of Sec. VIII A we established that a single speaker's mean converges to the overall community's mean more slowly as the number of speakers is increased. When production biases are absent, we can also anticipate that the time to reach fixation also increases with the number of speakers. This fact can be established analytically by re-casting the description of the system in terms of the coalescent, a technique which can be found in [43, 44]. We will not give the details of this calculation here, but merely state the result, which is derived in [45]. The mean time to extinction of the second variant, which corresponds to fixation of the first is

$$\tau_2[X(0)] = \frac{1-x_0}{x_0} \left[ \frac{N(N-1)}{2h} F[X(0)] - TN^2 \ln(1-x_0) \right]. \quad (65)$$

Note that the second term is of the same form as (39). The function  $F$  depends on the initial distribution of speaker's grammars. For example, when all the speakers start with the same initial proportion ( $x_i(0) = x_0 \forall i$ ),

$$F[X(0)] = \sum_{m=1}^{N-1} \frac{x_0^m}{m} - \frac{x_0}{N} \frac{1-x_0^{N-1}}{1-x_0}, \quad (66)$$

while when  $M = Nx_0$  of the speakers start with  $x_i = 1$  and  $N - M$  start with  $x_i = 0$  (so that the overall



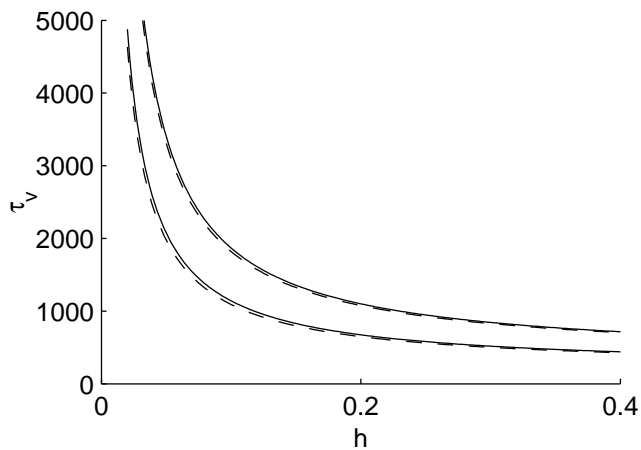


FIG. 14: The mean time to fixation to each boundary as a function of  $h$ , for a system with 20 speakers and  $x_0 = 0.3$ . The solid curves are for an inhomogeneous initial condition, and the dashed curves are for a homogeneous initial condition. The lower curves are  $\tau_2$  and the upper curves are  $\tau_1$ .

proportion is still the same),

$$F(X(0)) = \sum_{m=1}^M \frac{\binom{M}{m}}{\binom{N}{m}} \frac{1}{m}. \quad (67)$$

These are perhaps the extreme possibilities for the distribution, and in fact the values of  $F$  differ little. For large  $N$  they are virtually the same and both are well approximated by

$$F(X(0)) \sim -\ln(1-x_0) \quad (68)$$

which gives the much simpler expression for the mean time to extinction of the second variant

$$\tau_2 \sim -\frac{1-x_0}{x_0} \ln(1-x_0) \left[ \frac{N(N-1)}{2h} + TN^2 \right] \quad (69)$$

that appeared in [44]. Figure 14 shows the mean time to fixation at each boundary ( $\tau_1$  and  $\tau_2$ ) for a system with only 20 speakers. Already the times for inhomogeneous (solid lines) and homogeneous (dashed lines) are very similar. Notice also the dramatic increase in the fixation time as  $h$  becomes smaller. To calculate the mean time to fixation of *any* variant, we take a weighted average of the time for each variant:

$$\begin{aligned} \tau &= x_0\tau_2 + (1-x_0)\tau_1 \\ &\sim -[(1-x_0)\ln(1-x_0) + x_0\ln(x_0)] \left[ \frac{N(N-1)}{2h} + TN^2 \right]. \end{aligned} \quad (70)$$

#### D. Quasi-stationary distribution en-route to fixation

An interesting feature of the fixation time is that it increases quadratically with the number of speakers  $N$ ,

whereas the moments were seen to relax with time constants that grow linearly with  $N$ . These results relate to the qualitative behavior observed in simulation. One notices the initial condition relaxes quickly to one in which speakers have a distribution that persists for a long time until a fluctuation causes extinction of a variant. The nature of this distribution depends on the size of  $h$ . When it is very small, the attraction of speakers to the boundaries is stronger than that to the other speakers. Therefore, some speakers dwell near the  $x = 0$  boundary, others near the  $x = 1$  boundary and only a few being in the central part of the interval at any one time. Here it is evident that for fixation to occur, one needs all speakers near one of the boundaries thus explaining why the fixation time is so much longer than the initial relaxation. For larger  $h$ , the attraction between speakers overcomes the tendency to approach the boundaries, so the speakers tend to dwell in the interior of the interval.

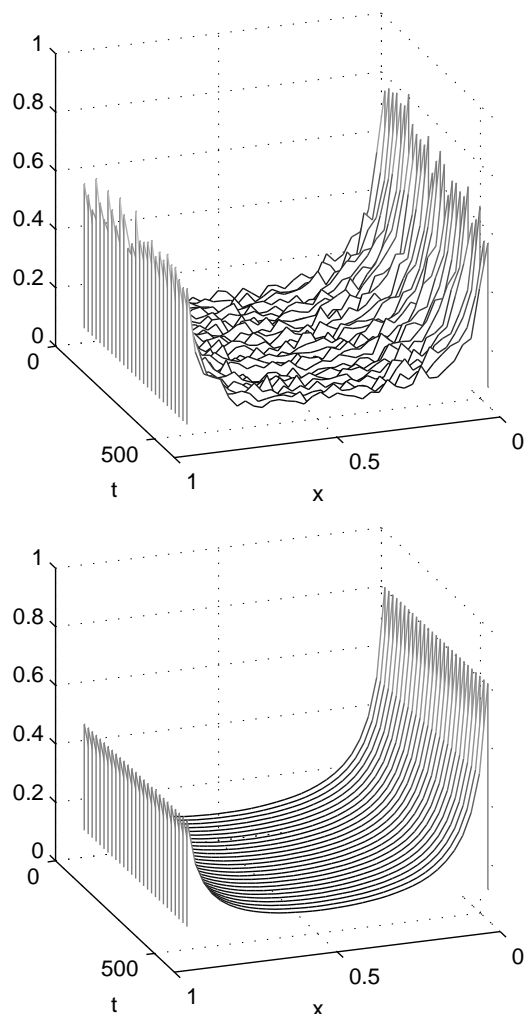


FIG. 15: The distribution of speaker grammar values over a time series, for (top) an ensemble of realizations (none of which reach fixation during the period shown) and (bottom) the analytic beta distribution approximation, both for  $N = 20$  and  $h = 0.2\lambda$ .

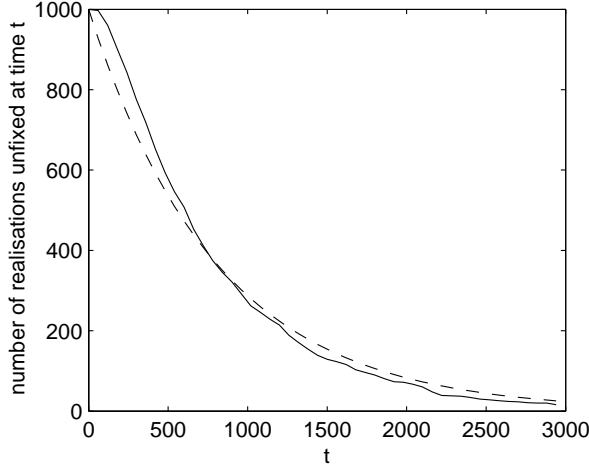


FIG. 16: The number of realizations remaining unfixed at time  $t$ , with initially 1000 realizations. Dashed curve is  $1000e^{-t/\tau}$  where  $\tau$  is given by Eq. (70)

We shall concentrate on the quasi-stationary distribution with  $h$  small. We obtain this using a mean-field argument, expected to be valid for large  $N$ . As usual when applying mean-field theory we focus on one constituent, in this case speaker  $i$ . We then replace the term involving all the other speakers in the Fokker-Planck equation by an average value. Thus Eq. (48), in the unbiased case, becomes

$$\frac{\partial}{\partial t}P = (N-1)G \sum_i \left\{ \frac{1}{2T} \frac{\partial^2}{\partial x_i^2} x_i(1-x_i) + h \frac{\partial}{\partial x_i} (x_i - \langle x \rangle) \right\} P. \quad (71)$$

The solution to this equation is separable, so we write  $P(X,t) = \prod_i p(x_i,t)$ , and find the Fokker-Planck equation for a single speaker to be

$$\frac{\partial}{\partial t}p(x_i,t) = (N-1)G \left\{ \frac{\partial}{\partial x_i} (hx_i - h\langle x \rangle) + \frac{1}{2T} \frac{\partial^2}{\partial x_i^2} x_i(1-x_i) \right\} p(x_i,t). \quad (72)$$

After a rescaling of time  $t \rightarrow (N-1)Gt$ , and dropping the index  $i$ , this is exactly the Fokker-Planck equation for a single-speaker with bias and two variants, with the identification  $h \rightarrow R$  and  $h\langle x \rangle \rightarrow m_1$ . At large times we have from (55) that  $\langle x_i \rangle = x_0 = x_{i,0}$ . Therefore we expect that at large times the solution of the Fokker-Planck equation to be identical to that of the single-speaker Fokker-Planck equation with bias, as long as the identification  $R \rightarrow h$  and  $m_1 \rightarrow hx_0$  is made. In particular, we expect the marginal probability distribution for a single speaker to have a stationary form which is a beta function of the form (46) with  $V = 2$  and  $2Tm_1 \rightarrow 2Thx_0$  and  $2Tm_2 \rightarrow 2Th(1-x_0)$ , that is,

$$p_{\text{unfixed}}(x_i) \sim \frac{\Gamma(\rho)}{\Gamma(\mu)\Gamma(\rho-\mu)} x_i^{\mu-1} (1-x_i)^{(\rho-\mu)-1}, \quad (73)$$

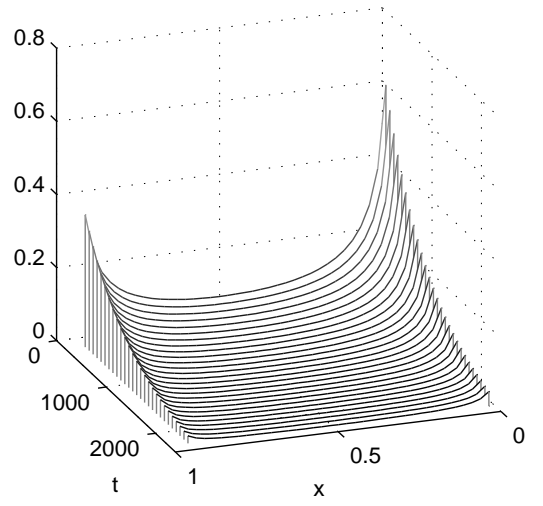
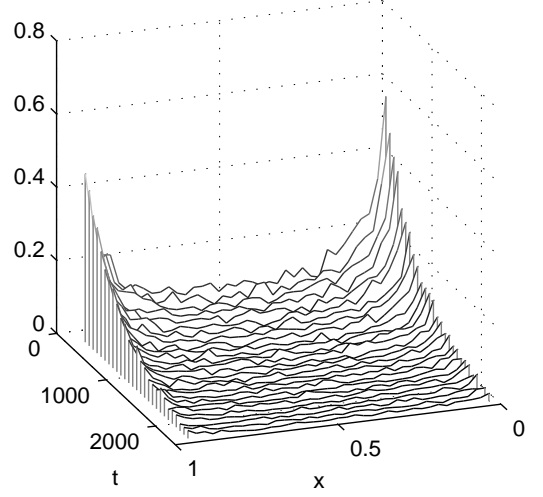


FIG. 17: The distribution of speaker grammar values over a time series, for (top) an ensemble of realizations (including fixing realizations) and (bottom) the analytic beta distribution approximation, both for  $N = 20$  and  $h = 0.2\lambda$ .

where

$$\rho = 2Th \text{ and } \mu = 2Tx_0h. \quad (74)$$

This distribution is shown in the lower half of Figure 15 for the case of  $h$  small. In the upper half of this figure is the equivalent distribution calculated from numerical simulations, and it can be seen that the shape is maintained over time (the numerical result only includes realizations that do not fix in the time period specified), and that it is very similar to the beta approximation.

If we assume that the rate at which any individual realization of the process becomes fixed is constant, the number of unfixed realizations exhibits an exponential decay with a time-constant  $\tau$  given by (70). That this is the case is suggested by Fig. 16 in which the number of unfixed realizations as a function of time obtained from Monte Carlo simulation is compared with this prediction. This then suggests for the full time-dependent

distribution the expression

$$p(x_i, t) \sim \frac{\Gamma(\rho)}{\Gamma(\mu)\Gamma(\rho - \mu)} x_i^{\mu-1} (1 - x_i)^{(\rho-\mu)-1} e^{-t/\tau}. \quad (75)$$

In Figure 17 we compare this approximation, shown in the lower half, with numerical results in the upper half (where now the numerical results include realizations that fix during the time interval).

## IX. DISCUSSION AND CONCLUSION

In this paper we have cast a descriptive theory of language change, developed by one of us [3–5], into a mathematical form, specifically as a Markovian stochastic process. In the resulting model there are a set of  $N$  speakers who each have a grammar which consists of  $V$  possible variants of a particular linguistic structure (a lingueme). In the initial phase of formulating the process, two speakers out of the  $N$  are picked out at every time step and allowed to communicate with each other. The utterances they produce modify the grammar of the other speaker — as well as their own — by a small amount. Another two speakers are then picked at the next time step and allowed to communicate. This process is repeated, with two speakers  $i$  and  $j$  being chosen at each time step with a probability  $G_{ij}$ . This matrix therefore prescribes the extent of the social interaction between all speakers.

After many time steps the initial grammar of the speakers will have been modified in a way which depends on the choice of the model parameters. The above formulation, that is, in terms of events which happen at regular time steps, is ideal for computer simulation. Of course, the model is stochastic, and so many independent runs have to be carried out, and the results obtained as averages over these runs. The randomness in the model enters in two ways: in the choice of speakers  $i$  and  $j$  and in the choice of the variants spoken by a speaker in a particular utterance. We showed that it is possible to take the time interval between steps to zero, and derive a continuous time description of the process. When this procedure is carried out, the model takes the form of a Fokker-Planck equation.

The whole approach to language change we have been investigating was conceived as an evolutionary process, with linguemes being analogous to genes in population genetics. So it is perhaps not surprising that the mathematical structures encountered when quantifying these theories are so similar. However, as stressed in Sec. VI, there are important differences. The most direct correspondence with population genetics is when there is a single speaker and where the number of tokens is large. Furthermore, at each time step the update rule (6) applies in the linguistic model, whereas the equivalent rule in the population genetics case would be  $\vec{x}(t + \delta t) = K^{-1}\vec{n}(t)$  corresponding to a completely new generation of  $K$  individuals being created through random mating. Thus the genetic counterpart is formally equivalent to letting

$\lambda \rightarrow \infty$ , and giving the previous grammar ( $\vec{x}(t)$ ) zero weight compared to the random element ( $\vec{n}(t)$ ); for the actual linguistic problem,  $\lambda$  is small, and it is  $\vec{x}(t)$  that has by far the greater weight. Taking  $\lambda \rightarrow \infty$  and reinstating the factor of  $T$  through a rescaling of the time, does indeed give the population genetics result (25), with  $K$  taking the role of  $T$ . Although the limit  $\lambda \rightarrow \infty$  is the precise correspondence, the scaling choice (15)–(17) which we use also gives a mathematical, if not a precise conceptual, equivalence between the genetic and linguistic models.

Our analysis of the Fokker-Planck equation began by considering the case of only one speaker. This is far from trivial, and as we have seen is formally equivalent to standard models of population genetics. This has the advantage that many results from population genetics may be taken over essentially without change. Remarkably, the Fokker-Planck equation is in this case exactly soluble. This is due to the simple way in which the equation for  $V$  variants is embedded in the  $(V + 1)$ -variant equation. A similar simplification holds when calculating quantities such as the probability that a given number of variants coexist at time  $t$  or the mean time to the  $n$ th extinction of a variant: they can be related by induction to the solution of the two-variant problem.

While the exact solution of the mathematically non-trivial single speaker case gives considerable insights into the effects caused by the bias (or mutation) term (19) and the diffusion term (20), to understand the evolution of variants across a speech community it is clearly necessary to include the third term (21) in the Fokker-Planck equation. In Sec. VIII we carried out an analysis of the model with this term included in the simplest situation where all speakers were equally likely to talk to all other speakers ( $G_{ij}$  independent of  $i$  and  $j$ ) and where all speakers gave the same weight to utterances from other speakers ( $h_{ij}$  independent of  $i$  and  $j$ ). Just as for the single speaker case, there are distinctions between the situations where there is bias and where there is no bias. Whilst the presence of a bias (through the term (19)), makes the model more complicated, its behavior is in fact simpler than if there were no bias: the distribution of the probability of a variant in the population tends to a stationary state which can be approximately characterized as a beta distribution. As we have seen, when no bias is present, interactions between the speakers causes them all to converge relatively quickly to a common marginal distribution which persists for a long time until a fluctuation causes the same variant to be fixed in all grammars. Under a mean-field-type approximation, valid in the limit of a large number of speakers, we established the form of this quasi-stationary distribution.

In this paper, we have been primarily concerned with the mathematical formulation of the theory and beginning a program of systematic investigation of the model. We believe that we have laid the foundations for this study with the analysis we have presented, but clearly there is much left to do. In order to make connection with

observational data we will need to consider more realistic social networks through which linguistic innovations may be propagated—i.e., non-trivial  $G_{ij}$ , as in Fig. 1. Bearing in mind the proposed importance of social forces that described in Sec. II, it will also be necessary to include of speakers or groups of speakers which may have more influence on language change than others—i.e., non-trivial  $H_{ij}$ . Many of these cases will only be amenable to analysis through computer simulations, but it should be possible to obtain some analytical results with, for example, a simplified network structure. However, it is clear that even without any further developments, some of our results can be generalized. For instance, by proceeding as in Sec. VIII A, we can find that for general  $G_{ij}$  and  $h_{ij}$ ,

$$\frac{d\langle x_i \rangle}{dt} = \sum_{j \neq i} G_{ij} h_{ij} (\langle x_i \rangle - \langle x_j \rangle), \quad (76)$$

and therefore that the rate of change of  $\langle x \rangle = \sum_i \langle x_i \rangle$  is given by

$$\frac{d\langle x \rangle}{dt} = \sum_i \sum_{j \neq i} G_{ij} (h_{ij} - h_{ji}) \langle x_i \rangle. \quad (77)$$

Therefore  $\langle x \rangle$  is conserved not only when  $h$  is constant, as demonstrated in Sec. VIII A, but also when  $h_{ij}$  is symmetric. In fact, the result can be further generalized. If we define the net “rate of flow” by

$$\omega_i = \sum_{j \neq i} (G_{ij} h_{ij} - G_{ji} h_{ji}), \quad (78)$$

then Eq. (77) may be written as

$$\frac{d\langle x \rangle}{dt} = \sum_i \omega_i \langle x_i \rangle. \quad (79)$$

So as long as  $\omega_i = 0$  for all  $i$ , which may be thought of as a kind of detailed balance condition, then the overall mean is conserved. Now if the mean is conserved, then the probability of a particular variant become fixed is simply its initial value. Therefore no matter what the network or social structure, if  $\sum_j G_{ij} h_{ij} = \sum_j G_{ji} h_{ji}$  for all  $i$ , then this structure will have no effect on the probability of fixation.

It is clear, however, that in general the further development of the model will necessitate the choice of a particular network and social structure. As an example of this we have recently begun to analyze the model in the context of the formation of the New Zealand English dialect, for which a reasonable amount of data is available [42, 46]. In particular these give some information about the frequencies with which different linguistic variables were used by the first generations of native New Zealand English speakers and their ultimate fate in the formation of today’s conventional dialect. Predictions from our model relating to extinction probabilities and timescales will play an important part in better understanding this data. More widely, we hope that the work presented here will underpin many subsequent applications and form a basis for a quantitative theory of language change.

## Acknowledgments

RAB acknowledges both an EPSRC Fellowship (Grant GR/R44768) under which this work was started, and a Scottish Executive/Royal Society of Edinburgh Fellowship, under which it has been continued. GJB thanks the NZ Tertiary Education Commission for a Top Achiever Doctoral Scholarship.

## APPENDIX A: DERIVATION OF THE FOKKER-PLANCK EQUATION

In this Appendix we derive the Fokker-Planck equation (18). The method is standard, and involves the calculation of the so-called jump-moments for the process under consideration [29, 30]. Since we have already sketched some of the background in Sec. V A for the single speaker case, let us begin with this simpler version of the model.

Our starting point is the Kramers-Moyal expansion

$$\begin{aligned} \frac{\partial P(\vec{x}, t)}{\partial t} &= - \sum_{v=1}^{V-1} \frac{\partial}{\partial x_v} \{ \alpha_v(\vec{x}) P(\vec{x}, t) \} \\ &+ \frac{1}{2} \sum_{v=1}^{V-1} \sum_{w=1}^{V-1} \frac{\partial^2}{\partial x_v \partial x_w} \{ \alpha_{vw}(\vec{x}) P(\vec{x}, t) \} \\ &+ \dots \end{aligned} \quad (A1)$$

Here the dots represent higher order terms (which will turn out not to contribute) and the  $\alpha$  functions are the jump moments

$$\alpha_v(\vec{x}) = \lim_{\delta t \rightarrow 0} \frac{\langle \delta x_v(t) \rangle}{\delta t} \quad (A2)$$

$$\alpha_{vw}(\vec{x}) = \lim_{\delta t \rightarrow 0} \frac{\langle \delta x_v(t) \delta x_w(t) \rangle}{\delta t}, \quad (A3)$$

where  $\delta x_v(t) \equiv x_v(t + \delta t) - x_v(t)$ . The Kramers-Moyal expansion itself is derived from the assumption that the stochastic process is Markov together with a continuous time approximation [29, 30].

In the single speaker case we have already established a form for  $\delta x_v(t)$  (see Eq. (7)) and since the mean of the multinomial distribution (2) is simply

$$\langle n_v \rangle = T x'_v, \quad (A4)$$

a manipulation as in Eq. (12) and a rescaling as in Eqs. (15) and (16) leads to

$$\langle \delta x_v \rangle = \sum_{w \neq v} (m_{vw} x_w - m_{wv} x_v) (\delta t) + \dots, \quad (A5)$$

where the dots indicate higher orders in  $\delta t$ . Therefore, from Eq. (A2),  $\alpha_v(\vec{x}) = \sum_{w \neq v} (m_{vw} x_w - m_{wv} x_v)$ . To find the second jump moment, we need to consider  $\langle \delta x_v(t) \delta x_w(t) \rangle$ , but from Eq. (7) we see that this is already  $\mathcal{O}(\lambda^2)$ , that is,  $\mathcal{O}(\delta t)$ . Therefore any terms in the

matrix  $M$  which vanish as  $\delta t \rightarrow 0$  do not contribute at this order. Since all off-diagonal entries and diagonal entries apart from 1, are of this form,  $M$  may be replaced by the unit matrix everywhere in this second order term, i.e., any bias can be neglected. Using Eq. (7) and Eq. (A4) with  $\vec{x}'$  replaced by  $\vec{x}$ , we obtain

$$\langle \delta x_v \delta x_w \rangle = \frac{1}{T^2} (\delta t) (\langle n_v n_w \rangle - \langle n_v \rangle \langle n_w \rangle) + \dots \quad (\text{A6})$$

Now the variance of the multinomial distribution is given by

$$\langle n_v n_w \rangle - \langle n_v \rangle \langle n_w \rangle = \begin{cases} T x'_v (1 - x'_v) & v = w, \\ -T x'_v x'_w & v \neq w, \end{cases} \quad (\text{A7})$$

and so once again replacing  $\vec{x}'$  by  $\vec{x}$  and using the definition of the jump moment (A3), we obtain Eq. (14). All higher jump moments vanish, since from Eq. (7) we see that the third and higher moments of  $\delta \vec{x}$  are at least  $\mathcal{O}(\lambda)^3$ , that is, at least  $\mathcal{O}(\delta t)^{3/2}$ . Therefore the Kramers-Moyal expansion is truncated at second order and we obtain the Fokker-Planck equation

$$\begin{aligned} \frac{\partial P(\vec{x}, t)}{\partial t} = & - \sum_{v=1}^{V-1} \frac{\partial}{\partial x_v} \sum_{w \neq v} (m_{vw} x_w - m_{wv} x_v) P(\vec{x}, t) \\ & + \frac{1}{2T} \sum_{v,w} \frac{\partial^2}{\partial x_v \partial x_w} (x_v \delta_{v,w} - x_v x_w) P(\vec{x}, t). \end{aligned} \quad (\text{A8})$$

The derivation in the case of the full model with  $N$  speakers follows similar lines. Here  $X(t) = (\vec{x}_1(t), \dots, \vec{x}_N(t))$  is an  $N(V-1)$  dimensional grammar variable whose components we have written as  $x_{iv}$ . It is sometimes convenient to replace the two labels  $\{i, v\}$  by the single one  $I$  with  $I = 1, \dots, N(V-1)$ . Then Eqs. (A1)-(A3) in the derivation of the one-speaker case can be taken over by replacing  $v$  and  $w$  by  $I = \{v, i\}$  and  $J = \{w, j\}$  respectively. In the full utterance selection model, there is randomness both in the choice of speakers that interact in the interval  $\delta t$  following time  $t$  and in the tokens they produce.

The jump moments are derived from averages of products of the quantity  $\delta x_I = x_I(t + \delta t) - x_I(t)$ . From (5) we find the analog of the one-speaker result (7) to be

$$\delta x_{iv} = \frac{\lambda}{1 + \lambda(1 + H_{ij})} \left[ \frac{n_{iv}}{T} - x_{iv} + H_{ij} \left( \frac{n_{jv}}{T} - x_{iv} \right) \right] \quad (\text{A9})$$

for a speaker  $i$  given that speakers  $i$  and  $j$  have been already been chosen as the interacting pair in the time-step at  $t$ .

The mean change in the grammar variable  $\langle \delta x_{iv} \rangle$  can then be determined by knowing that the mean of the multinomial distribution (2) is simply

$$\langle n_{iv} \rangle = T x'_{iv}. \quad (\text{A10})$$

Then

$$\begin{aligned} \langle \delta x_{iv} \rangle &= \frac{\lambda}{1 + \lambda(1 + H_{ij})} [x'_{iv} - x_{iv} + H_{ij} (x'_{jv} - x_{iv})] \\ &= \lambda \left[ \sum_{w \neq v} (M_{vw} x_{iw} - M_{wv} x_{iv}) + H_{ij} (x_{jv} - x_{iv}) \right] \\ &\quad + \mathcal{O}(\lambda H M, \lambda^2 H, \lambda^2 M) \end{aligned} \quad (\text{A11})$$

in which the second line was arrived from the first by using (3). Similarly, from the variance of the multinomial distribution

$$\langle n_{iv} n_{jw} \rangle - \langle n_{iv} \rangle \langle n_{jw} \rangle = \begin{cases} T x'_{iv} (1 - x'_{iv}) & v = w, i = j \\ -T x'_{iv} x'_{iw} & v \neq w, i = j \\ 0 & i \neq j \end{cases} \quad (\text{A12})$$

one finds

$$\langle \delta x_{iv} \delta x_{jw} \rangle = \frac{\lambda^2}{T} (x_{iv} \delta_{v,w} - x_{iv} x_{iw}) + \mathcal{O}(\lambda^2 H, \lambda^2 M, \lambda^3) \quad (\text{A13})$$

if  $i = j$  and  $\langle \delta x_{iv} \delta x_{jw} \rangle = 0$  otherwise.

In order to have both a deterministic and stochastic part to the Fokker-Planck equation, we need both  $\langle \delta x_{iv} \rangle$  and  $\langle \delta x_{iv} \delta x_{iw} \rangle$  to be proportional to  $\delta t$  in the limit  $\delta t \rightarrow 0$ . One can verify that the only way this can be arranged is if one rescales the variables as in Eqs. (15)–(17), a choice which was motivated in more detail in Section V A. Then, only the leading terms in Eqs. (A11) and (A13) remain in when one takes the limit  $\delta t \rightarrow 0$  in Eqs. (A2) and (A3). Furthermore, all higher jump moments vanish, as also discussed in Section V A, and the sum in Eq. (A1) terminates at the second moment. After substituting the jump moments into (A1) and averaging over all possible pairs of speakers, weighted by the interaction probabilities  $G_{ij}$ , one finally arrives at the Fokker-Planck equation given in the main text, Eq. (18).

- 
- [1] D. L. Hull, *Science as a Process: An Evolutionary Account of the Social and Conceptual Development of Science* (University of Chicago Press, Chicago, 1988).  
 [2] D. L. Hull, *Science and selection: essays on biological*

*evolution and the philosophy of science* (Cambridge University Press, Cambridge, 2001).

- [3] W. Croft, *Explaining Language Change: An Evolutionary Approach*, Longman Linguistics Library (Pearson Educa-

- tion, Harlow, UK, 2000).
- [4] W. Croft, *Selection* **3**, 75 (2002).
- [5] W. Croft, in *Different models of Linguistic Change*, edited by O. N. Thomsen (John Benjamins, Amsterdam, 2005), in press.
- [6] G. Baxter, R. A. Blythe, and A. J. McKane, q-bio.PE/0508045 (2005).
- [7] J. L. Bybee, *Phonology and language use* (Cambridge University Press, Cambridge, 2001).
- [8] J. Pierrehumbert, *Language and Speech* **45**, 115 (2003).
- [9] J. Ohala, in *The production of speech*, edited by P. F. MacNeilage (Springer, New York, 1983), pp. 189–216.
- [10] J. A. Hawkins, *Efficiency and complexity in grammars* (Oxford University Press, Oxford, 2004).
- [11] R. Keller, *On language change: the invisible hand in language* (Routledge, London, 1994).
- [12] W. Croft, In preparation (2005).
- [13] W. Labov, *Principles of linguistic change, Vol 1: Internal factors* (Basil Blackwell, Oxford, 1994).
- [14] L. Milroy, *Language and Social Networks* (Basil Blackwell, Oxford, 1987).
- [15] W. Zuidema, Ph.D. thesis, University of Edinburgh (2005), URL <http://www3.isrl.uiuc.edu/~junwang4/langev/localcopy/pdf/zuid%ema05phd.pdf>.
- [16] W. S.-Y. Wang and J. W. Minnett, *Trends in Ecology and Evolution* **20**, 263 (2005).
- [17] W. Enard, M. Przeworski, S. E. Fisher, C. S. L. Lai, V. Wiebe, T. Kitano, A. P. Monaco, and S. Pääbo, *Nature* **418**, 869 (2002).
- [18] M. H. Christiansen and S. Kirby, *Language Evolution, Studies in the Evolution of Language* (Oxford University Press, Oxford, 2003).
- [19] S. Kirby, *Artificial Life* **8**, 185 (2002).
- [20] P. Niyogi and R. C. Berwick, *Linguistics and Philosophy* **20**, 697 (1997).
- [21] M. Tomasello, *Constructing a language: a usage-based theory of language acquisition* (Harvard University Press, Cambridge, MA, 2003).
- [22] P. Niyogi, in *Variation and Universals in Biolinguistics*, edited by L. Jenkins (Elsevier Press, 2004).
- [23] M. A. Nowak, N. L. Komarova, and P. Niyogi, *Science* **291**, 114 (2001).
- [24] N. L. Komarova and M. A. Nowak, *J. Theor. Biol.* **221**, 445 (2003).
- [25] K. Kosmidis, J. M. Halley, and P. Argyrakis, *Physica A* **353**, 595 (2005).
- [26] F. A. Matsen and M. A. Nowak, *PNAS* **101**, 18053 (2004).
- [27] D. M. Abrams and S. H. Strogatz, *Nature* **424**, 900 (2003).
- [28] J. W. Minnett and W. S.-Y. Wang (2004), unpublished.
- [29] H. Risken, *The Fokker-Planck Equation* (Springer, Berlin, 1989).
- [30] C. W. Gardiner, *Handbook of Stochastic Methods* (Springer, Berlin, 2004), 3rd ed.
- [31] R. A. Fisher, *The Genetical Theory of Natural Selection* (Clarendon Press, Oxford, 1930).
- [32] S. Wright, *Genetics* **16**, 97 (1931).
- [33] J. F. Crow, *Nature* **409**, 771 (2001).
- [34] J. F. Crow and M. Kimura, *An Introduction to Population Genetics* (Harper and Row, New York, 1970).
- [35] R. Bürger, *The Mathematical Theory of Selection, Recombination and Mutation* (Wiley, Chichester, 2000).
- [36] P. A. P. Moran, *Proc. Cambridge Phil. Soc.* **54**, 60 (1958).
- [37] B. Charlesworth, D. Charlesworth, and N. H. Barton, *Annu. Rev. Ecol. Evol. Syst.* **34**, 99 (2003).
- [38] M. Abramowitz and I. Stegun, eds., *Handbook of Mathematical Functions* (Dover, New York, 1974).
- [39] M. Kimura, *Evolution* **9**, 419 (1955).
- [40] M. Kimura and T. Ohta, *Genetics* **61**, 763 (1969).
- [41] W. Labov, *Principles of linguistic change, Vol 2: Social factors* (Basil Blackwell, Oxford, 2001).
- [42] P. Trudgill, *New-dialect formation: the inevitability of colonial Englishes* (Edinburgh University Press, Edinburgh, 2004).
- [43] J. F. C. Kingman, *Journal of Applied Probability, Essays in Statistical Science*, **19**, 27 (1982).
- [44] N. Takahata, *Genetics* **129**, 585 (1991).
- [45] R. A. Blythe (2005), in preparation.
- [46] E. Gordon, L. Campbell, J. Hey, M. MacLagan, A. Sudbury, and P. Trudgill, *New Zealand English: its Origins and Evolution* (Cambridge University Press, Cambridge, 2004).
- [47] We shall follow a convention where speakers and hearers of a language are referred to using female and male pronouns respectively.