

Phonon Dispersion in Chiral Single Wall Carbon Nanotubes

Weihua MU,^{1,*} Anthony Nickolas Vamivakas,² and Zhong-can Ou-Yang^{1,3}

¹*Institute of Theoretical Physics, The Chinese Academy of Sciences,
P.O.Box 2735 Beijing 100080, China*

²*Department of Electrical and Computer Engineering,
Boston University, 8 St. Mary's Stret Boston MA 02215, USA*

³*Center for Advanced Study, Tsinghua University, Beijing 100084, China*

Abstract

The phonon dispersion of chiral single wall carbon nanotubes has been obtained from 6×6 dynamic matrix. The present manuscript is the extension of G. D. Mahan and Gun Sang Jeon's work on armchair and zigzag nanotubes. [see P. R. B., **70**, 075405 (2004)]. We use spring and mass model with the proper phonon potential suggested by [17]. We can calculate the dispersion of single wall carbon nanotubes near Γ point with arbitrary chirality. The results are compatible with Mahan et. al's results for armchair and zigzag SWNTs.

PACS numbers: 81.07.De, 63.22.+m

Carbon nanotubes have attracted much interest on their electronic and thermal transport properties [1]. Single wall carbon nanotubes (SWNTs) can be thought of as a sheet of graphite rolled into a cylinder [1]. In many experiments, phonons play an important role [2, 3], especially, many of properties of SWNTs are determined by the low-energy phonon excitations. Therefore there is a pressing need for understanding the phonon dispersion in carbon nanotubes. There are several works on this topic [4, 5, 6, 7, 8, 9, 10, 11, 12, 13, 14, 15, 20]. G. D. Mahan and Gun Sang Jeon proposed a tractable method in terms of spring and mass model to calculate the phonon dispersion of armchair and zigzag SWNTs [17].

In the present paper, we investigate theoretically the phonon dispersion of SWNTs with arbitrary chiral index (n,m). We follow the algorithm proposed in [17] and we extend it for our calculations.

In SWNT, there are two carbon atoms in a unit cell. We label A atoms at the lattice site \mathbf{R}_j and their three nearest neighbors B atoms at site $\mathbf{R}_j + \boldsymbol{\delta}$. Unit vector $\hat{\boldsymbol{\delta}}$ reflects the direction of $\boldsymbol{\delta}$.

Fig.1 shows the commonly used coordinate system in nanotubes with base vectors

$$\begin{aligned}\vec{a}_1 &= \sqrt{3}a(\sqrt{3}/2, 1/2), \\ \vec{a}_2 &= \sqrt{3}a(\sqrt{3}/2, -1/2),\end{aligned}$$

The chirality of a certain carbon nanotube is characterized by a pair of integer (n,m). When a sheet of graphite is rolled into a cylinder, the points (0,0) and (n,m) are identical, and the diameter of tube R is the distance between above two points on the 2D plane divided by 2π .

Consider a type A Atom located at lattice site (t,l) on 2D graphite sheet. For an (n,m) SWNT with radius R , the atom position in 3D Descartes coordinate system is, ($c = 3a/2, \theta_z = \sqrt{3}a/R$)

$$R_A = [R \cos(\theta_{tl}), R \sin(\theta_{tl}), \bar{l}c], \quad (1)$$

$$R_B^{(i)} = [R \cos(\theta_{tl} + u_i \theta_z), R \sin(\theta_{tl} + u_i \theta_z), \bar{l}c + av_i], \quad (2)$$

where

$$u_i = \begin{cases} \frac{n+m}{2\sqrt{n^2+nm+m^2}}, & i = 1, \\ \frac{-n}{2\sqrt{n^2+nm+m^2}}, & i = 2, \\ \frac{-m}{2\sqrt{n^2+nm+m^2}}, & i = 3. \end{cases} \quad (3)$$

and

$$v_i = \begin{cases} \frac{n-m}{2\sqrt{n^2+nm+m^2}}, & i = 1, \\ \frac{n+2m}{2\sqrt{n^2+nm+m^2}}, & i = 2, \\ -\frac{2n+m}{2\sqrt{n^2+nm+m^2}}, & i = 3. \end{cases} \quad (4)$$

Where $\bar{l} = \frac{\sqrt{3}}{2} \cdot \frac{ln-tm}{\sqrt{n^2+nm+m^2}}$ denotes the position along the z axis.

It is easy to verify that the carbon atoms' coordinates of armchair tube $m = n$ and zigzag tube $m = 0$ shown in ref. [16, 17] are just special examples of our general expression.

According to the atom coordinates given above, the three unit vectors $\hat{\delta}_i$ are

$$\hat{\delta}^{(i)} = [-\sqrt{3}u_i \sin(\theta_u + \frac{u_i}{2}\theta_z), \sqrt{3}u_i \cos(\theta_u + \frac{u_i}{2}\theta_z), v_i], \quad i = 1, 2, 3. \quad (5)$$

We know that for carbon nanotubes, the basis of lattice vectors in real space, in cylindrical coordinate system, [4, 18]

$$\begin{aligned} \vec{\alpha}_1 &= (\frac{2\pi}{N}, \tau) \equiv (\psi, \tau), \\ \vec{\alpha}_2 &= (0, T). \end{aligned}$$

The corresponding reciprocal lattice vectors are

$$\begin{aligned} \vec{\beta}_1 &= (N, 0), \\ \vec{\beta}_2 &= (-\frac{\tau N}{T}, \frac{2\pi}{T}). \end{aligned}$$

Here,

$$\begin{aligned} N &= \frac{2(n^2 + nm + m^2)}{d_R}, \\ T &= \frac{3a\sqrt{n^2 + nm + m^2}}{d_R}, \\ d_R &\equiv \gcd(n, m). \end{aligned}$$

It is easy to verify that,

$$\vec{\alpha}_i \cdot \vec{\beta}_j = 2\pi\delta_{ij}.$$

In SWNTs, the electron states have two quantum numbers (q, α) , where continuous index q is the wave vector along the tube axis. Discrete quantum number α reflects the angular

dependence around the tube. In first Brillouin zone, then,

$$\alpha = 0, 1, \dots, N-1, \quad -\frac{\pi}{T} \leq q \leq \frac{\pi}{T}.$$

In cylinder coordinate system $[\rho, \theta, z]$, we consider the displacement of the atoms A and B in three directors $Q_{s\rho}, Q_{s\theta}, Q_{sz}, (s = A, B)$ are,

$$\begin{aligned} Q_{A,tl} &= Q_{A,tl,\rho}[\cos(\theta_{tl}), \sin(\theta_{tl}), 0] \\ &+ Q_{A,tl,\theta}[-\sin(\theta_{tl}), \cos(\theta_{tl}), 0] + Q_{A,tl,z}[0, 0, 1], \end{aligned} \quad (6)$$

$$\begin{aligned} Q_{B,tl}^{(i)} &= Q_{B,tl,\rho}[\cos(\theta_{tl} + u_i\theta_z), \sin(\theta_{tl} + u_i\theta_z), 0] \\ &+ Q_{B,tl,\theta}[-\sin(\theta_{tl} + u_i\theta_z), \cos(\theta_{tl} + u_i\theta_z), 0] \\ &+ Q_{B,tl,z}[0, 0, 1], \quad i = 1, 2, 3. \end{aligned} \quad (7)$$

The wave vectors occur in the collective coordinates. Wave vector q is used for the tube axis, the other quantum number α denotes the position around the circumference of the tube. Similar to the discussion for the single electron dispersion, we have $\alpha = 0, 1, \dots, N-1$ with $N = \frac{2(n^2 + nm + m^2)}{d_R}$. Thus,

$$\begin{aligned} Q_{A,tl,r} &= \frac{1}{\sqrt{N_a}} \sum_{q\alpha} Q_{A,q\alpha,r} \exp[i(qc\bar{l}) + \alpha\theta_{tl}], \\ Q_{B,tl,r}^{(i)} &= \frac{1}{\sqrt{N_a}} \sum_{q\alpha} Q_{B,q\alpha,r} \exp[i(qc\bar{l} + iqav_i) + \alpha(\theta_{tl} + u_i\theta_z)], \end{aligned}$$

where $r = (\rho, \theta, z)$ and N_a is the total number of carbon atoms in SWNTs.

The phonon potential energy V_1 is [17]

$$V_1 = \frac{K_1}{2} \sum_{tl} \sum_{i=1}^3 |\Xi^{(i)}|^2, \quad (8)$$

$$\begin{aligned} \Xi^{(i)} &= \hat{\delta}_i \cdot (\vec{Q}_B^{(i)} - \vec{Q}_A) \\ &= e^{i(qcl + \beta\theta_{tl})} \tilde{\Xi}^{(i)}, \quad i = 1, 2, 3 \end{aligned} \quad (9)$$

$$\begin{aligned} \tilde{\Xi}^{(i)} &= e^{iqav_i + i\alpha u_i\theta_z} (\sqrt{3}u_i \sin(\frac{u_i\theta_z}{2})Q_{B,\rho} + \sqrt{3}u_i \cos(\frac{u_i\theta_z}{2})Q_{B\theta} + v_iQ_{Bz}) \\ &+ \sqrt{3}u_i \sin(\frac{u_i\theta_z}{2})Q_{A\rho} - \sqrt{3}u_i \cos(\frac{u_i\theta_z}{2})Q_{A\theta} - v_iQ_{Az}, \quad i = 1, 2, 3. \end{aligned} \quad (10)$$

The displacement Q is a complex quantity, and the real and imaginary displacements are independent variables. According to ref. [17], we only need the force on Q as $\delta V / \delta Q^*$ to

obtain corresponding determinant equation,

$$0 = \det \begin{vmatrix} M_{11} - \Omega_1^2 & M_{12} & M_{13} & M_{14} & M_{15} & M_{16} \\ (M_{12})^* & M_{22} - \Omega_1^2 & M_{23} & M_{24} & M_{25} & M_{26} \\ (M_{13})^* & (M_{23})^* & M_{33} - \Omega_1^2 & M_{34} & M_{35} & M_{36} \\ (M_{14})^* & (M_{24})^* & (M_{34})^* & M_{44} - \Omega_1^2 & M_{45} & M_{46} \\ (M_{15})^* & (M_{25})^* & (M_{35})^* & (M_{45})^* & M_{55} - \Omega_1^2 & M_{56} \\ (M_{16})^* & (M_{26})^* & (M_{36})^* & (M_{46})^* & (M_{56})^* & M_{66} - \Omega_1^2 \end{vmatrix}, \quad (11)$$

where

$$\begin{aligned} M_{11} &= \sum_{i=1}^3 3u_i^2 s_{iz}^2, & M_{12} &= \sum_{i=1}^3 -3u_i^2 s_{iz} c_{iz}, & M_{13} &= \sum_{i=1}^3 -\sqrt{3}u_i v_i s_{iz}, \\ M_{14} &= \sum_{i=1}^3 3u_i^2 s_{iz}^2 e^{i\beta_i}, & M_{15} &= \sum_{i=1}^3 3u_i^2 s_{iz} c_{iz} e^{i\beta_i}, & M_{16} &= \sum_{i=1}^3 \sqrt{3}u_i v_i s_{iz} e^{i\beta_i}, \\ M_{22} &= \sum_{i=1}^3 3u_i^2 c_{iz}^2 - \Omega^2, & M_{23} &= \sum_{i=1}^3 \sqrt{3}u_i v_i c_{iz}, & M_{24} &= \sum_{i=1}^3 -3u_i^2 s_{iz} c_{iz} e^{i\beta_i}, \\ M_{25} &= \sum_{i=1}^3 -3u_i^2 c_{iz}^2 e^{i\beta_i}, & M_{26} &= \sum_{i=1}^3 -\sqrt{3}u_i v_i c_{iz} e^{i\beta_i}, & M_{33} &= \sum_{i=1}^3 v_i^2 - \Omega^2, \\ M_{34} &= \sum_{i=1}^3 -\sqrt{3}u_i v_i s_{iz} e^{i\beta_i}, & M_{35} &= \sum_{i=1}^3 -\sqrt{3}u_i v_i c_{iz} e^{i\beta_i}, & M_{36} &= \sum_{i=1}^3 -v_i^2 e^{i\beta_i}, \\ M_{44} &= \sum_{i=1}^3 3u_i^2 s_{iz}^2 - \Omega^2, & M_{45} &= \sum_{i=1}^3 3u_i^2 s_{iz} c_{iz}, & M_{46} &= \sum_{i=1}^3 \sqrt{3}u_i v_i s_{iz}, \\ M_{55} &= \sum_{i=1}^3 3u_i^2 c_{iz}^2 - \Omega^2, & M_{56} &= \sum_{i=1}^3 \sqrt{3}u_i v_i c_{iz}, & M_{66} &= \sum_{i=1}^3 -v_i^2, \end{aligned}$$

where $s_{iz} \equiv \sin(\frac{u_i \theta_z}{2})$, $c_{iz} \equiv \cos(\frac{u_i \theta_z}{2})$ and $\beta_i \equiv qav_i + \alpha u_i \theta_z$. For convenience, a dimensionless quantity $\Omega_1^2 = m\omega^2/K_1$ is defined. K_1 is the spring constant.

If the SWNT is zigzag or armchair type, our results are reduced to the results shown in ref. [17]. The above determinant equation has analytical solutions when $q = 0$. Since α has N possible values, the phonon modes of chiral SWNTs' number is much more than achiral SWNTs'. The calculated results are unphysical, for there are three zero-frequency modes and have no acoustical modes or flexure modes. Following ref. [17]'s discussion, we have to consider the second neighbor interaction.

We thus use springs between second neighbors. For A atoms with coordinate R_A , its six second neighbors are with coordinates

$$R_A^{(1,2,3)} = [R \cos(\theta_{tl} + v_i \theta_z), R \sin(\theta_{tl} + v_i \theta_z), \bar{l}c + 3au_i], i = 1, 2, 3 \quad (12)$$

$$R_A^{(4,5,6)} = [R \cos(\theta_{tl} - v_i \theta_z), R \sin(\theta_{tl} - v_i \theta_z), \bar{l}c - 3au_i], i = 1, 2, 3 \quad (13)$$

and the unit vectors to them are

$$\begin{aligned} \hat{\delta}^{(i)} &= [-v_i \sin(\theta_{tl} + \frac{v_i}{2} \theta_z), u_i \cos(\theta_{tl} + \frac{u_i}{2} \theta_z), \sqrt{3}u_i], \quad i = 1, 2, 3 \\ \hat{\delta}^{(i+3)} &= -\hat{\delta}^{(i)}, \quad i = 1, 2, 3 \end{aligned} \quad (14)$$

We get

$$\begin{aligned} \tilde{\Xi}^{(i)} &= e^{i3qau_i + i\alpha v_i \theta_z} [v_i \sin(\frac{v_i \theta_z}{2}) Q_{A,\rho} + v_i \cos(\frac{v_i \theta_z}{2}) Q_{A\theta} + \sqrt{3}u_i Q_{Az}] \\ &\quad + v_i \sin(\frac{v_i \theta_z}{2}) Q_{A\rho} - v_i \cos(\frac{v_i \theta_z}{2}) Q_{A\theta} - \sqrt{3}u_i Q_{Az}, \quad i = 1, 2, 3. \\ \tilde{\Xi}^{(i+3)} &= e^{-i3qau_i - i\alpha v_i \theta_z} [v_i \sin(\frac{v_i \theta_z}{2}) Q_{A,\rho} - v_i \cos(\frac{v_i \theta_z}{2}) Q_{A\theta} - \sqrt{3}u_i Q_{Az}] \\ &\quad + v_i \sin(\frac{v_i \theta_z}{2}) Q_{A\rho} + v_i \cos(\frac{v_i \theta_z}{2}) Q_{A\theta} + \sqrt{3}u_i Q_{Az}, \quad i = 1, 2, 3. \end{aligned} \quad (15)$$

We reduce above equations to

$$\begin{aligned} \tilde{\Xi}^{(i)} &= 2e^{i\tilde{\beta}_i/2} \{v_i \sin(\frac{v_i \theta_z}{2}) Q_{A,\rho} \cos \tilde{\beta}_i/2 + i[v_i \cos(\frac{v_i \theta_z}{2}) Q_{A\theta} \\ &\quad + \sqrt{3}u_i Q_{Az}] \sin(\tilde{\beta}_i/2)\} \quad i = 1, 2, 3, \\ \tilde{\Xi}^{(i+3)} &= (\tilde{\Xi}^{(i)})^* \quad i = 1, 2, 3. \end{aligned} \quad (16)$$

where $\tilde{\beta}_i = 3qau_i + \alpha \theta_z v_i$ and the z^* denotes the complex conjugate of z . Obviously, $|\tilde{\Xi}^{(i+3)}| = |\tilde{\Xi}^{(i)}|$. These interactions give a dynamical matrix for the oscillation of the A sublattice

$$0 = \det \begin{vmatrix} 8 \sum_{i=1}^3 v_i^2 \widetilde{s}_{iz}^2 C_i^2 - \Omega_2^2 & 8 \sum_{i=1}^3 i v_i^2 \widetilde{s}_{iz} \widetilde{c}_{iz} S_i C_i & 8 \sum_{i=1}^3 i \sqrt{3} u_i v_i s_{iz} S_i C_i \\ -8 \sum_{i=1}^3 i v_i^2 \widetilde{s}_{iz} \widetilde{c}_{iz} S_i C_i & 8 \sum_{i=1}^3 v_i^2 \widetilde{c}_{iz}^2 S_i^2 - \Omega_2^2 & 8 \sum_{i=1}^3 \sqrt{3} u_i v_i c_{iz} S_i^2 \\ -8 \sum_{i=1}^3 i \sqrt{3} u_i v_i \widetilde{s}_{iz} S_i C_i & 8 \sum_{i=1}^3 \sqrt{3} u_i v_i \widetilde{c}_{iz} S_i^2 & 8 \sum_{i=1}^3 3 u_i^2 S_i^2 - \Omega_2^2 \end{vmatrix} \quad (17)$$

where, $\widetilde{s}_{iz} \equiv \sin(\frac{v_i \theta_z}{2})$, $\widetilde{c}_{iz} \equiv \cos(\frac{v_i \theta_z}{2})$, $S_i \equiv \sin(\frac{\tilde{\beta}_i}{2})$ and $C_i \equiv \cos(\frac{\tilde{\beta}_i}{2})$. The dimensionless quantity $\Omega_2^2 \equiv M\omega^2/K_2$. K_2 is the spring constant.

An identical set of equations applies to the second neighbor interactions among the B atoms. From the above determinant equation, we find there are two acoustical modes at $\alpha = 0$, i.e., longitudinal acoustical phonon and the twist mode. From corresponding velocities of the sound v_L and v_{TW} , we may fit the spring constants [1]. In addition, when

$\alpha = 1$, there occurs one flexure mode. It implies that we should consider radial bond bending effect to get ZO phonon modes, which is similar to the out-of-plane mode of graphene.

For a sheet of graphene, the vibrations perpendicular to the plane are well described by bond-bending forces. For SWNTs, in order to investigate the radial bond bending, ref. [17] gives the relative phonon potential energy

$$V_3 = \frac{K_3}{2} \sum_j |\Delta_j|^2, \quad (18)$$

$$|\Delta_j| = \sum_{i=1}^3 \hat{n}_i \cdot (\vec{Q}_j^{(i)} - \vec{Q}_j), \quad (19)$$

where $\vec{Q}_j^{(i)}$ are the first neighbors of \vec{Q}_j . If \vec{Q}_j denotes an A atom, the normal vectors are

$$\vec{n}_i = [\cos(\theta_{tl} + \frac{u_i}{2}\theta_z), \sin(\theta_{tl} + \frac{u_i}{2}\theta_z), 0], \quad i = 1, 2, 3. \quad (20)$$

In polar coordinates, using the Fourier transformations, these two interactions are

$$\begin{aligned} \Delta_A &= e^{iqav_i + i\alpha u_i \theta_z} [Q_{B\rho} \cos(\frac{u_i \theta_z}{2}) - Q_{B\theta} \sin(\frac{u_i \theta_z}{2})] \\ &\quad - [Q_{A\rho} \cos(\frac{u_i \theta_z}{2}) + Q_{A\theta} \sin(\frac{u_i \theta_z}{2})] \end{aligned} \quad (21)$$

$$\begin{aligned} \Delta_B &= e^{-iqav_i - i\alpha u_i \theta_z} [Q_{A\rho} \cos(\frac{u_i \theta_z}{2}) + Q_{A\theta} \sin(\frac{u_i \theta_z}{2})] \\ &\quad - [Q_{B\rho} \cos(\frac{u_i \theta_z}{2}) - Q_{B\theta} \sin(\frac{u_i \theta_z}{2})] \end{aligned} \quad (22)$$

The interaction leads to a dynamical matrix

$$0 = \det \begin{vmatrix} c^2 + |\tilde{c}|^2 - \Omega_3^2 & cs + \tilde{c}\tilde{s}^* & -2c\tilde{c} & s1\tilde{c} + c\tilde{s} \\ cs + \tilde{s}\tilde{c}^* & s^2 + |\tilde{s}|^2 - \Omega_3^2 & -s\tilde{c} - c\tilde{s} & 2s\tilde{s} \\ -2c\tilde{c}^* & -s\tilde{c}^* - c\tilde{s}^* & c^2 + |\tilde{c}|^2 - \Omega_3^2 & -cs - \tilde{s}\tilde{c}^* \\ \tilde{s}\tilde{c}^* + c\tilde{s}^* & 2s\tilde{s}^* & -cs - \tilde{c}\tilde{s}^* & s^2 + |\tilde{s}|^2 - \Omega_3^2 \end{vmatrix} \quad (23)$$

where $c \equiv \sum_{i=1}^3 \cos(\frac{u_i \theta_z}{2})$, $\tilde{c} \equiv \sum_{i=1}^3 \cos(\frac{u_i \theta_z}{2}) e^{i\beta_i}$, $s \equiv \sum_{i=1}^3 \sin(\frac{u_i \theta_z}{2})$ and $\tilde{s} \equiv \sum_{i=1}^3 \sin(\frac{u_i \theta_z}{2}) e^{i\beta_i}$. The dimensionless quantity $\Omega_3^2 = M\omega^2/2K_3$. K_3 is the spring constant.

When $\alpha = 0$, the solution of above equation does have ZO modes. At $q = 0$, ω_{ZO} is also important to fit spring constants.

We add together all three interactions. With the weights $r_1 = 1$, $r_2 = K_2/K_1$ and $r_3 = K_3/K_1$, we get six equations:

$$\begin{aligned} \Omega^2 Q_{A\rho} &= [(\sum_{i=1}^3 3u_i^2 s_{iz}^2) Q_{A\rho} + \dots] + r_2 [(8 \sum_{i=1}^3 v_i^2 \tilde{s}_{iz}^2 C_i^2) Q_{A\rho} + \dots] \\ &\quad + r_3 [(c^2 + |\tilde{c}|^2) Q_{A\rho} + \dots], \quad etc. \end{aligned}$$

From these equations, we can calculate the correct phonon dispersion of SWNTs. To verify our method, we calculate a zigzag SWNTs (10,0). As ref. [17], we set $\Omega = \sqrt{3}$ to the optical phonon at 1600 cm^{-1} . For this tube, the two acoustic modes have velocities $v_L = 16.4 \text{ km/s}$ and $v_{TW} = 8.7 \text{ km/s}$. The optical phonons are at frequencies 1600 cm^{-1} , 1580 cm^{-1} , 877 cm^{-1} and 291 cm^{-1} .

In summary, we consider the phonons in chiral SWNTs. Lower symmetry of chiral SWNTs make the computation more difficult. We have developed a computational method to deal with this difficulty and obtain the reasonable results. It can be used to calculate the phonon dispersion of arbitrary chiral SWNTs. From the phonon dispersion, we may do further research on the phonons involved phenomena.

We are also grateful to Prof. G. D. Mahan for his suggestion of doing research on chiral nanotubes, and Dr. G. S. Jeon for helpful discussion. We thank Prof. J. Kong for modifying the manuscript, and Prof. Georgii G. Samsonidge for his comments.

.

* Email address: muwh@itp.ac.cn

- [1] R. Saito, G. Dresselhaus and M. S. Dresselhaus, *Physical Properties of Carbon Nanotubes* (Imperial College Press, London, 1998).
- [2] B. J. LeRoy, S. G. Lemay, J. Kong and C. Dekker, *Nature (London)*, **432**, 371 (2004).
- [3] A.N.Vamivakas, Y.Yin, A. G. Walsh, M.S. Ünlü, B. B. Goldberg, and A. K. Swan, submitting to *Phys. Rev. B*.
- [4] G. D. Mahan, *Phys. Rev. B.*, **65**, 235402 (2002).
- [5] L-H. Ye, B-G. Liu, D-S. Wang, and R. Han, *Phys. Rev. B.*, **69**, 235409 (2004).
- [6] Z. M. Li, V. N. Popov, and Z. K. Tang, *Solid State Communications*, **130**, 657 (2004).
- [7] E. Dobardžić, I. Milošević, B. Nikolić, T. Vuković, and M. Damnjanović, *Phys. Rev. B.*, **68**, 045408 (2003).
- [8] D. Sánchez-Portal, E. Artacho, J. M. Soler, A. Rubio, and P. Ordejón, *Phys. Rev. B.*, **59**, 12678 (1999).
- [9] N. Mounet, and N. Marzari, *Phys. Rev. B.*, **71**, 205214 (2005).

- [10] O. Dubay, and G. Kresse, Phys. Rev. B., **67**, 035401 (2003).
- [11] I. Milošević, E. Dobardžić and M. Damnjanovic, Phys. Rev. B., **72**, 085426 (2005).
- [12] C. Y. Wang, C. Q. Ru and A. Mioduchowski, Phys. Rev. B., **72**, 075414 (2005).
- [13] S. V. Goupalov, Phys. Rev. B., **71**, 085420 (2005).
- [14] K. -P. Bohnen, R. Heid, H. J. Liu, and C. T. Chan, e-print: cond-mat/0411515.
- [15] L. M. Woods and G. D. Mahan, Phys. Rev. B., **61**, 10651 (2000).
- [16] G. D. Mahan, Phys. Rev. B, **68**, 125409 (2003).
- [17] G. D. Mahan and G. S. Jeon, Phys. Rev. B, **70**, 075405 (2004).
- [18] Z. Tu, Z. C. Ou-Yang, J. Phys. C., 15, 6759 (2003); Phys. Rev. B., **68**, 153403 (2003).
- [19] M. S. Dresselhaus and P. C. Eklund, Adv. Phys., **49**, 705 (2000).
- [20] M. A. Strosio and M. Dutta, *Phonons in Nanostructures* (Cambridge University Press, Cambridge, 2001).

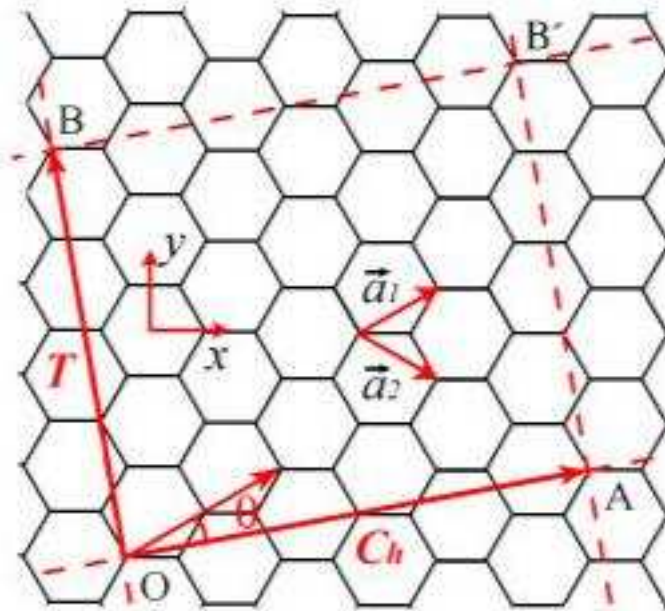


FIG. 1: The 2D sketch map of single wall carbon nanotubes. This image was made with VMD and is owned by the Theoretical and Computational Biophysics Group, an NIH Resource for Macromolecular Modeling and Bioinformatics, at the Beckman Institute, University of Illinois at Urbana-Champaign.

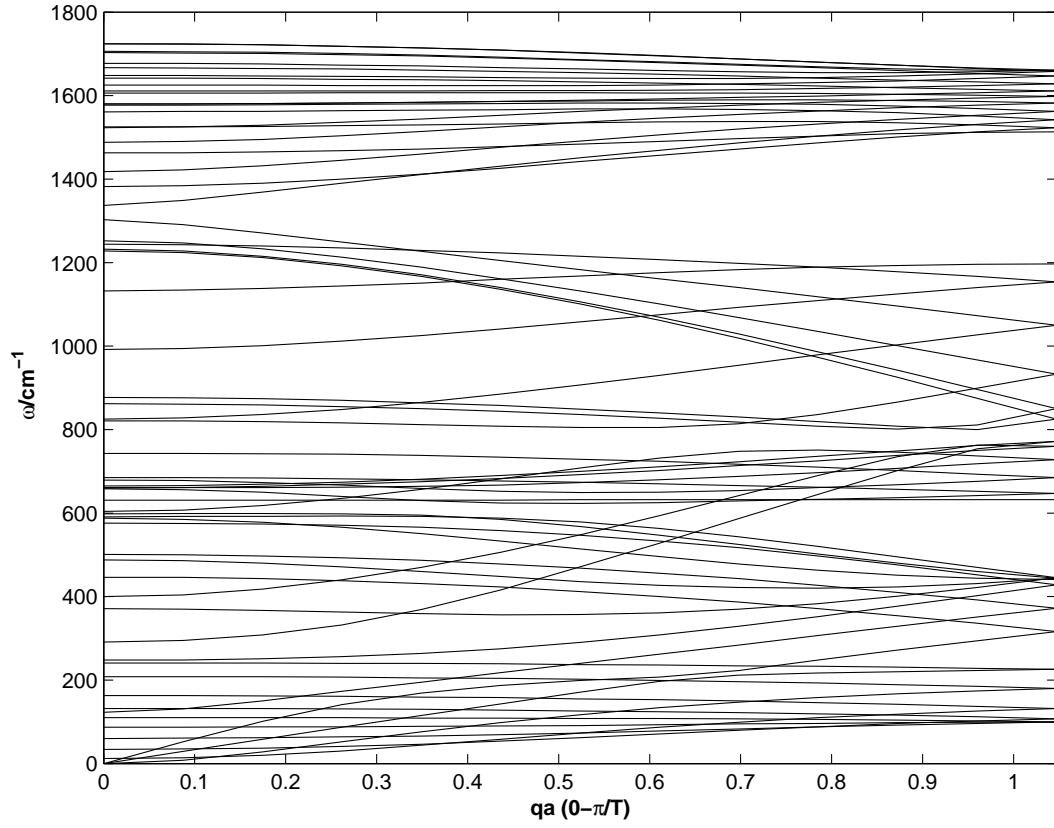


FIG. 2: Phonons in a zigzag (10,0) tube. $\alpha = 0, 1, 2, \dots, N - 1$.

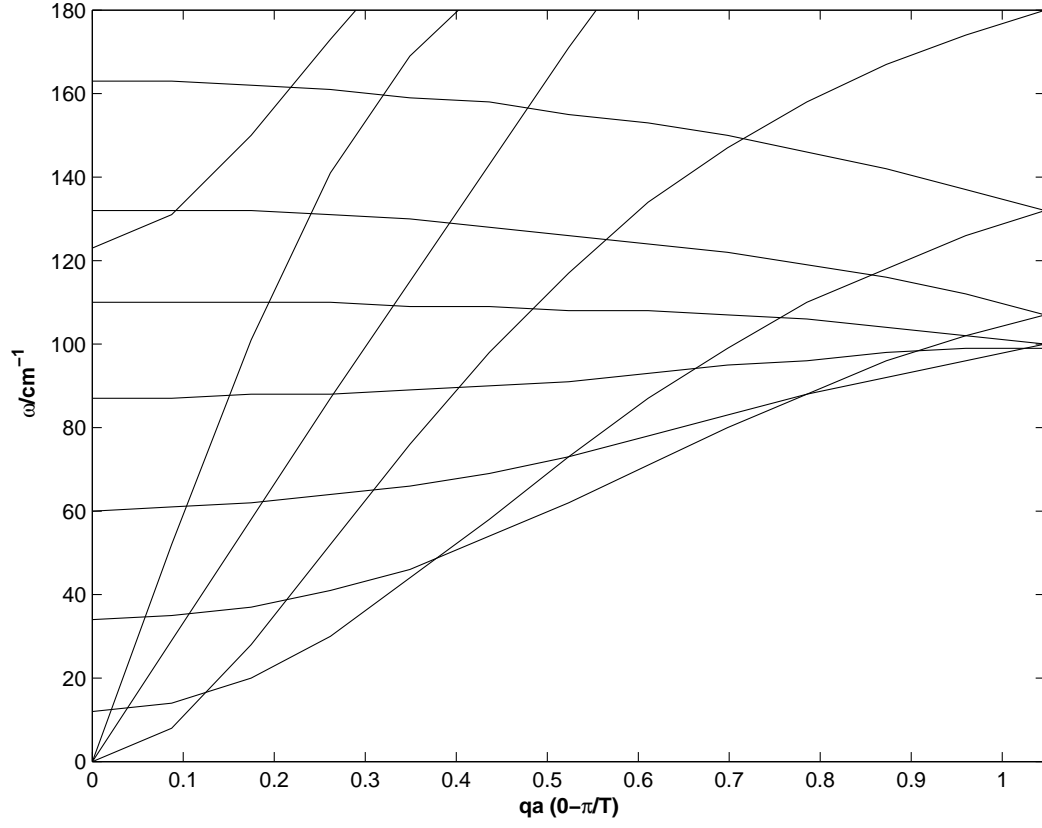


FIG. 3: Large scale presentation of the region at low frequency and small wave vector of (10,0) tube.