

Induced Chern-Simons term of a paired electron state in the quantum Hall system

T. Aoyama

*Institute for Solid State Physics, University of Tokyo,
5-1-5 Kashiwanoha, Kashiwa, Chiba 277-8581, Japan*

N. Maeda

Department of Physics, Hokkaido University, Sapporo 060-0810, Japan

(Dated: February 26, 2019)

Abstract

We calculate the induced Chern-Simons term for a paired electron state in the quantum Hall system using a field theory on the von Neumann lattice. The coefficient of the Chern-Simons term, which is the Hall conductance, has not only the usual term proportional to the filling factor due to P (parity) & T (time reversal) symmetry breaking but also correction terms due to P & T & U(1) symmetry breaking. The correction terms has an infrared singularity due to the Nambu-Goldstone mode. It is shown that the correction term is related to a topological number of the gap function in the momentum space.

PACS: 73.43.-f, 74.20.Fg, 11.15.-q

Keywords: Quantum Hall effect, BCS theory, Chern-Simons gauge theory

I. INTRODUCTION

The half-filled states for each Landau level (LL) are quite different states from each other amazingly. At the lowest LL, an isotropic compressible state is realized and the state is widely believed to be the composite fermion states[1]. At the second LL, an incompressible states with a small energy gap is observed which causes the very rare fractional quantized Hall conductance for an even denominator fraction of a filling factor [2]. At the third and higher LLs, a highly anisotropic compressible states, which has a highly anisotropic longitudinal resistivity [3]. Theoretical studies suggest that this state is a striped state [4]. In the von Neumann lattice formalism, the striped state (striped Hall gas) is a compressible state which has anisotropic Fermi surfaces [5].

In this paper, we concentrate attention on the half-filled second LL states, in which $5/2$ fractional quantized Hall conductance is observed. Moore and Read proposed the spin polarized p wave superconducting state by the Laughlin wave functions with pfaffian factors [6]. This pfaffian states may be composite fermion pairing states [7]. Experiments show that the $5/2$ quantized Hall state is destroyed by a tilted magnetic field and anisotropic states are realized [8]. According to these theoretical proposals and experimental observations, it is natural to apply the BCS method to a striped state with anisotropic Fermi surfaces. A mean field approach shows that a spin polarized p wave like pairing phase at a long-distance physics is more stable than a striped state at the half-filled second LL [9].

The Hall conductance is quantized to reflect a fully gapped states. The integer quantized Hall conductance is represented by a topological number by a one-body picture under a periodic potential [10]. In a field theoretical formalism [11], the Hall conductance can be represented by a topological number of an electron Green's function by using the Ward-Takahashi (WT) identity. The Hall conductance is the coefficient of the Chern-Simons term in the effective action. It is proved that the Chern-Simons term is not renormalized perturbatively beyond one-loop order if the vacuum has only massive modes [12, 13]. Hence, we naively expect that superconductivity gaps will cause the quantization of the Hall conductance. The WT identity becomes anomalous, however, due to the off diagonal condensation in particle-hole space and a Nambu-Goldstone (NG) mode associated with the $U(1)$ symmetry breaking. Therefore the long wavelength limit must be treated delicately and the quantization becomes nontrivial in the present case. For example, in a P (parity) & T (time

reversal) violating superconductor, in which P & T are spontaneously broken without an external magnetic field, the Chern-Simons term is induced. The coefficient of this Chern-Simons term has infrared singularities due to the NG mode associated with $U(1)$ symmetry breaking and correction to the topological invariant [14]. Related examples are investigated in some field theoretical models [15, 16].

In this paper, we examine to calculate the effective action for the paired electron states at the one-loop order at first. After the NG mode is integrated out, only the Chern-Simons term is induced and the coefficient becomes $\frac{e^2}{2\pi}\nu$ at the filling factor ν . Beyond the one-loop order calculation, we use the anomalous WT identity for the current vertex part in a gauge invariant manner [17]. In addition to the one-loop result, a correction term is induced. The correction term has a infra-red singularity and is related to a topological invariant of the gap function in the momentum space.

The paper is organized as follows. In section II, we review the BCS formalism in the von Neumann lattice basis. In section III, the one-loop order calculation for the low-energy physics is carried out. The low-energy effective action of the paired electron states is derived. In section IV, we investigate beyond the one-loop order with the help of the WT identity. In section V, we summarize. In Appendix A, some useful relations including the Pauli's matrices are provided. In Appendix B, the matrix elements between different LL indices in the current vertex parts are given for calculations.

II. BCS FORMALISM

In the strong perpendicular magnetic field \mathbf{B} , an electron guiding-center coordinate (X, Y) of a classical cyclotron motion with frequency $\omega_c = \frac{eB}{m}$ becomes non-commutative

$$[X, Y] = i\frac{a^2}{2\pi}, \quad (2.1)$$

where $a = \sqrt{\frac{2\pi\hbar}{eB}}$. The guiding-center coordinate is a conserved quantity in each LL energy $E_l = \hbar\omega_c(l + \frac{1}{2})$, thus (X, Y) generates the degeneracy within one LL. The non-commutativity introduces to a cell structure of a^2 area. The minimum uncertainty state is given by coherent states of (X, Y) . The state becomes minimum complete sets when (X, Y) is on a site of lattice whose unit cell area corresponds to a^2 [18]. We call this lattice the von Neumann lattice (vNL) [19]. A unit flux is penetrating the unit cell of the vNL. The magnetic translational

invariance is replaced by the lattice translational invariance, which provides two dimensional momentum whose \mathbf{p} fundamental region is a magnetic Brillouin zone (MBZ). Moreover, a local $U(1)$ gauge symmetry in the momentum space appears. Within one LL space, one electron is described by the good quantum number \mathbf{p} and feels a flux depending on its path in the momentum space. More specifically, the electron is on the base manifold of a two torus where one unit flux passes perpendicular to the surface of the torus. Therefore, in this formalism, an electron field is expanded by the direct product between the LL state $|l\rangle$ and the guiding-center coherent state $|\beta_{\mathbf{p}}\rangle$ as

$$\Phi(\mathbf{r}, t) = \int_{\text{MBZ}} \frac{d^2 p}{(2\pi)^2} \sum_{l=0}^{\infty} b_{l, \mathbf{p}; t} \langle \mathbf{r} | l \otimes \beta_{\mathbf{p}} \rangle. \quad (2.2)$$

The electron operator $b_{l, \mathbf{p}}$ obeys twisted boundary condition $b_{l, \mathbf{p}+2\pi\mathbf{n}} = b_{l, \mathbf{p}} e^{i\phi(p, n)}$ where $\phi(p, n) = \pi(n_x + n_y) - n_y p_x$. In the following, we take the $\hbar = c = a = 1$ unit. We use the rectangular lattice $(X, Y) = (mr_s, n/r_s)$, where m, n are integers and r_s is an asymmetry parameter of the vNL, and the notation $\hat{\mathbf{k}} = (r_s k_x, k_y/r_s)$ and $\tilde{\mathbf{p}} = (p_x/r_s, r_s p_y)$.

First of all, we review the BCS formalism in the vNL formalism [9]. In particular, we apply the Nambu representation of a spinless fermion, namely, a spin polarized electron due to the strong magnetic field, which already enforces a spin triplet pairing implicitly, in order to calculate a current correlation function in a transparent way.

A. Hartree-Fock-Bogoliubov-de Gennes Hamiltonian

Our system is a planar space under a strong magnetic field where electrons interact each other through only the Coulomb interaction without impurities. The total Hamiltonian is given by $H = H_0 + H_c$ where

$$H_0 = \int d^2 r \Phi^\dagger(\mathbf{r}) \frac{(\mathbf{p} + e\mathbf{A})^2}{2m} \Phi(\mathbf{r}), \quad (2.3)$$

$$H_c = \frac{1}{2} \int d^2 r d^2 r' \rho(\mathbf{r}) V_c(\mathbf{r} - \mathbf{r}') \rho(\mathbf{r}'). \quad (2.4)$$

Here $\rho(\mathbf{r}) = \Phi^\dagger(\mathbf{r})\Phi(\mathbf{r})$, $V_c(\mathbf{r}) = q^2/r$ and $q^2 = \frac{e^2}{4\pi\epsilon}$ which is used as the energy unit in the following. In the BCS formalism [20], the Coulomb interaction term H_c is composed of a mean field approximated H_m and a residual Coulomb interaction $H_c - H_m$ as $H = H_0 + H_m + (H_c - H_m)$. We define the Hartree-Fock-Bogoliubov-de Gennes (HFBd) Hamiltonian

$H_{\text{HFBd}} = H_0 + H_m$ as

$$H_{\text{HFBd}} = \sum_l \int_{\text{MBZ}} \frac{d^2 p}{(2\pi)^2} \Psi_{l,\mathbf{p}}^\dagger \mathbf{g}_l(\mathbf{p}) \cdot \boldsymbol{\tau} \Psi_{l,\mathbf{p}}, \quad (2.5)$$

in the Nambu representation for the particle-hole space [17], where τ_i is the Pauli's matrix, and $\mathbf{g}_l(\mathbf{p}) = (\text{Re}\Delta_l(\mathbf{p}), -\text{Im}\Delta_l(\mathbf{p}), \xi_l(\mathbf{p}))$. The two components spinor is

$$\Psi_{l,\mathbf{p}} = \frac{1}{\sqrt{2}} \begin{pmatrix} b_{l,\mathbf{p}} \\ b_{l,-\mathbf{p}}^\dagger \end{pmatrix}. \quad (2.6)$$

$\Delta_l(\mathbf{p})$ is a superconductivity gap and $\xi_l(\mathbf{p})$ is an energy spectrum of a normal state. These two values will be determined by solving simultaneous self-consistent equations later. Two energy eigenvalues are given by $\pm g_l(\mathbf{p}) = \pm |\mathbf{g}_l(\mathbf{p})|$.

We define the Green's function as a matrix form for particle-hole space and neglect the LL mixing. The Green's function matrix $\mathcal{G}_l(p)$ is defined by

$$-i \int dt_1 e^{ip_0(t_1-t_2)} \langle T \Psi_{l_1,\mathbf{p}_1;t_1} \Psi_{l_2,\mathbf{p}_2;t_2}^\dagger \rangle = \delta_{l_1,l_2} \mathcal{G}_l(p) \sum_n (2\pi)^2 \delta^2(\mathbf{p}_1 - \mathbf{p}_2 - 2\pi\mathbf{n}) e^{i\tau_3 \phi(p,n)} \quad (2.7)$$

where

$$\mathcal{G}_l(p) = \frac{p_0 \tau_0 + \mathbf{g}_l(\mathbf{p}) \cdot \boldsymbol{\tau}}{p_0^2 - g_l(\mathbf{p})^2 + i\delta} e^{i\tau_3 p_0 \delta}, \quad (2.8)$$

τ_0 is a unit matrix and δ is a positive infinitesimal. The boundary condition of the $\mathbf{g}_l(\mathbf{p})$ is non-trivial as

$$\xi_l(\mathbf{p} + 2\pi\mathbf{n}) = \xi_l(\mathbf{p}), \quad (2.9)$$

$$\Delta_l(\mathbf{p} + 2\pi\mathbf{n}) = e^{2i\phi(p,n)} \Delta_l(\mathbf{p}), \quad (2.10)$$

according to the twisted periodicity of $b_{l,\mathbf{p}}$. Thus the gap function becomes complex number inevitably.

Next a current operator is introduced in a matrix form for the particle-hole space. The Fourier transformed current operator $j^\mu(\mathbf{q}) = e \int d^2 r e^{-i\mathbf{q}\cdot\mathbf{r}} j^\mu(\mathbf{r})$ is represented by

$$j^\mu(q) = \int_{\text{MBZ}} \frac{d^2 p}{(2\pi)^2} \sum_{l_1,l_2} \Psi_{l_1,\mathbf{p}}^\dagger \Upsilon_{l_1,l_2}^\mu(\mathbf{p}, \mathbf{p} - \hat{\mathbf{q}}) \Psi_{l_2,\mathbf{p}-\hat{\mathbf{q}}}, \quad (2.11)$$

where the current vertex is given by a matrix form as

$$\Upsilon_{(0)l_1,l_2}^\mu(\mathbf{p}, \mathbf{p} - \hat{\mathbf{q}}) = \begin{pmatrix} f_{l_1,l_2}^\mu(q) & 0 \\ 0 & -\{f_{l_1,l_2}^\mu(-q)\}^* \end{pmatrix} e^{-i\tau_3 \int_{p-\hat{\mathbf{q}}}^p \boldsymbol{\alpha} \cdot d\mathbf{k}}. \quad (2.12)$$

Here the matrix element is given by

$$f_{l_1, l_2}^\mu(q) = \langle l_1 | \frac{1}{2} \{v^\mu, e^{i\mathbf{q}\cdot\chi}\} | l_2 \rangle, \quad (2.13)$$

where $v^\mu = (1, -\omega_c\eta, \omega_c\xi)$ is an electron velocity and $\chi = (\xi, \eta)$ is a relative coordinate operator. Clearly, $\{f_{l_1, l_2}^\mu(-q)\}^* = f_{l_2, l_1}^\mu(q)$ follows from the definition of $f_{l_1, l_2}^\mu(q)$ (see Appendix B).

The current vertex part is totally different from one in an ordinary electron system without a magnetic field. The spatial components of the current vertex part is not represented by differential forms of a free electron kinetic energy. Furthermore, the current operator shows that the electron runs from one point $\mathbf{p} - \hat{\mathbf{q}}$ to another point \mathbf{p} under a magnetic field \mathcal{B} in momentum space, which results in the non trivial phase factor $e^{-i \int_{p-\hat{q}}^p \boldsymbol{\alpha} \cdot d\mathbf{q}}$. A phase factor caused by the momentum space gauge field is explicitly represented in the Landau gauge $\boldsymbol{\alpha}(\mathbf{k}) = (\frac{k_y}{2\pi}, 0)$ as

$$i \int_{\mathbf{p}}^{\mathbf{q}} \boldsymbol{\alpha}(\mathbf{k}) \cdot d\mathbf{k} = -\frac{i}{4\pi} (p - q)_x (p + q)_y. \quad (2.14)$$

The field strength of $\boldsymbol{\alpha}(\mathbf{k})$ is $\mathcal{B} = \nabla_{\mathbf{k}} \times \boldsymbol{\alpha}(\mathbf{k}) = -\frac{1}{2\pi}$, which is a unit flux in the MBZ.

B. Gap equation

In the HFBd Hamiltonian, $\mathbf{g}_l(\mathbf{p})$ is determined by solving the self-consistent equation of an electron self-energy part. Thus the self-consistent equation for the electron spectrum $\xi_l(\mathbf{p})$ and the gap equation for $\Delta_l(\mathbf{p})$ are obtained as simultaneous equations

$$\xi_l(\mathbf{p}) = E_l + \int_{\text{MBZ}} \frac{d^2q}{(2\pi)^2} \frac{g(\mathbf{q}) - \xi_l(\mathbf{q})}{2g(\mathbf{q})} V_l^{\text{HF}}(q - p) - \mu, \quad (2.15)$$

$$\Delta_l(\mathbf{p}) = \int_{-\infty}^{\infty} \frac{d^2q}{(2\pi)^2} \frac{\Delta_l(-\mathbf{q})}{2g(\mathbf{q})} V_l(\tilde{q} - \tilde{p}) e^{i \int_{\mathbf{p}}^{\mathbf{q}} 2\boldsymbol{\alpha}(\mathbf{k}) \cdot d\mathbf{k}}, \quad (2.16)$$

where $V_l^{\text{HF}}(q) = \sum_{\mathbf{n}} \left\{ \tilde{V}_l \left(\frac{\tilde{q}_y}{2\pi} + \tilde{n}_y, \frac{\tilde{q}_x}{2\pi} + \tilde{n}_x \right) - V_l(\tilde{q} - 2\pi\tilde{n}) \right\}$, $\tilde{V}_l(\mathbf{q}) \equiv \int \frac{d^2q}{(2\pi)^2} V_l(\mathbf{p}) e^{i\mathbf{p}\cdot\mathbf{q}}$, $V(q) = \int d^2r e^{i\mathbf{q}\cdot\mathbf{r}} V_c(\mathbf{r})$ and $V_l(\mathbf{p}) = \{f_{l,l}^0(p)\}^2 V(p)$. It is worth noting that the gap equation has the momentum gauge field twice as large as the current vertex matrix Eq. (2.12). In fact, by using Eq. (A4), the gap equation is rewritten by a highly non-local form with the momentum space covariant derivative $\mathbf{D} = -i\nabla_{\mathbf{p}} + \mathcal{A}(\mathbf{p})$ as

$$\Delta_l(\mathbf{p}) = - \int_{-\infty}^{\infty} \frac{d^2q}{(2\pi)^2} V_l(q) e^{i\hat{\mathbf{q}} \cdot \mathbf{D}} \frac{\Delta_l(\mathbf{p})}{2g(\mathbf{p})}, \quad (2.17)$$

where $\mathcal{A}(\mathbf{p}) = 2\alpha(\mathbf{p})$. This is because the gap function $\Delta(\mathbf{p})$ is a condensation of electron's pair and one electron feels a momentum gauge field $\alpha(\mathbf{p})$. Thus, the LL state expansion associated with the momentum space magnetic field is applicable to solve the gap Eqs. (2.15, 2.16). The momentum space LL state φ_n is defined by

$$D^2\varphi_n(\mathbf{p}) = e_n\varphi_n(\mathbf{p}), \quad (2.18)$$

with eigenvalues $e_n = \frac{2}{\pi}(n + \frac{1}{2})$. The eigenfunction is chosen so as to satisfy the same boundary condition of $\Delta_l(\mathbf{p})$, hence two eigenfunctions are obtained

$$\varphi_n^{(2)}(\mathbf{p}) = \frac{1}{\sqrt{n!}}\left(\frac{\pi}{2}\right)^{\frac{n}{2}}(D_x - iD_y)^n\sqrt{2}e^{-\frac{p_y^2}{2\pi}}\vartheta_2\left(\frac{p_x + ip_y}{\pi}\middle|2i\right), \quad (2.19)$$

$$\varphi_n^{(3)}(\mathbf{p}) = \frac{1}{\sqrt{n!}}\left(\frac{\pi}{2}\right)^{\frac{n}{2}}(D_x - iD_y)^n\sqrt{2}e^{-\frac{p_y^2}{2\pi}}\vartheta_3\left(\frac{p_x + ip_y}{\pi}\middle|2i\right). \quad (2.20)$$

These eigenfunctions have the following boundary conditions $\varphi_n^{(2,3)}(-\mathbf{p}) = (-1)^n\varphi_n^{(2,3)}(\mathbf{p})$, $\varphi_n^{(2)}(p_x + \pi, p_y) = -\varphi_n^{(2)}(p_x, p_y)$, $\varphi_n^{(3)}(p_x + \pi, p_y) = \varphi_n^{(3)}(p_x, p_y)$, $\varphi_n^{(2)}(p_x, p_y + \pi) = e^{-ip_x}\varphi_n^{(3)}(p_x, p_y)$, and $\varphi_n^{(3)}(p_x, p_y + \pi) = e^{-ip_x}\varphi_n^{(2)}(p_x, p_y)$. Since the gap has the odd parity, $\Delta(-\mathbf{p}) = -\Delta(\mathbf{p})$, we expand $\Delta_l(\mathbf{p})$ and $\frac{\Delta(\mathbf{p})}{2g(\mathbf{p})}$ by odd number n states as

$$\Delta_l(\mathbf{p}) = \sum_{n \geq 1, i=2,3} c_n^{(i)} \varphi_{2n-1}^{(i)}(\mathbf{p}), \quad (2.21)$$

$$\frac{\Delta_l(\mathbf{p})}{2g(\mathbf{p})} = \sum_{n \geq 1, i=2,3} d_n^{(i)} \varphi_{2n-1}^{(i)}(\mathbf{p}). \quad (2.22)$$

The coefficients $c_n^{(i)}$ and $d_n^{(j)}$ are determined self-consistently. Furthermore, the chemical potential μ is determined by a fixed filling factor ν as

$$\begin{aligned} \nu &= \int_{-\infty}^{\infty} \frac{dp_0}{2\pi i} \int_{\text{MBZ}} \frac{d^2p}{(2\pi)^2} \frac{1}{2} \text{Tr} \{ \tau_3 \mathcal{G}_{l_0}(p) \} \\ &= l_0 + \frac{1}{2} - \int_{\text{MBZ}} \frac{d^2p}{(2\pi)^2} \frac{\xi_{l_0}(\mathbf{p})}{2g(\mathbf{p})}, \end{aligned} \quad (2.23)$$

with the assumption that the condensation happens at the half-filled l_0 th LL. The trace is taken for both the LL space and the particle-hole space.

Supposed that a normal state as a striped Hall gas with anisotropic Fermi surfaces are generated by a mean field approximation, condensations to an electron pair can be triggered by an instability of the anisotropic Fermi surface in the sense of the Cooper instability. In fact, in the reference [9], the solution of the self-consistency at the half-filled $l = 1$ LL is

found as

$$\xi_1(p_y) = -t_{\text{eff}} \cos p_y - t_{(0,3)} \cos 3p_y - \mu', \quad (2.24)$$

$$\Delta(\mathbf{p}) = c_1^{(3)} \varphi_1^{(3)}(\mathbf{p}) + c_3^{(3)} \varphi_3^{(3)}(\mathbf{p}), \quad (2.25)$$

where numerical coefficients are $t_{\text{eff}} = 0.03$, $t_{(0,3)} = -0.0003$, $c_1^{(3)} = 0.0104$, $c_3^{(3)} = -0.0018$, and the chemical potential at the highest LL is $\mu' = -0.0006$. The gap functions behave like p -wave at the long range limit. In the following, supposed that the Fermi energy lies at the l_0 th LL and normal states are striped Hall gas, we use the mean field vector

$$\mathbf{g}_l(\mathbf{p}) = \begin{cases} (\text{Re}\Delta(\mathbf{p}), -\text{Im}\Delta(\mathbf{p}), \xi_{l_0}(\mathbf{p})) & l = l_0 \\ (0, 0, E_l - \mu) & l \neq l_0 \end{cases}. \quad (2.26)$$

We suppose that the magnetic field is strong enough to neglect the LL mixing in the Green's function.

III. EFFECTIVE ACTION IN ONE-LOOP ORDER

We study the long-distance behavior of the $U(1)$ symmetry breaking state by calculating the current correlation function

$$\pi_{\mu\nu}(q) = -i(\mathcal{TS})^{-1} \int_{-\infty}^{\infty} dt_1 dt_2 e^{-iq_0(t_1-t_2)} \langle T j^\mu(\mathbf{q}; t_1) j^\nu(-\mathbf{q}; t_2) \rangle \quad (3.1)$$

in the electron one-loop order. \mathcal{TS} is a product between total time and total area. The momentum linear term of $\pi^{\mu\nu}(q)$ is proportional to the Hall conductance σ_{xy} , since the electric current $J_x(x)$ under a static homogeneous electric field E_y of gauge fields $a_{\text{ext}}^0 = yE_y$ is given by $\langle J_x(x) \rangle = i \int dx' \pi_{x\nu}(x-x') a_{\text{ext}}^\nu(x') = -i \partial_y \pi_{x0}(q)|_{q=0} E_y$. Thus, the physical observable σ_{xy} reflects the low energy behavior of slope of $\pi^{\mu\nu}(q)$ which should be gauge invariant.

We consider the effective action of the fluctuating gauge field a_μ around an external gauge field A_μ . The action of our system is microscopically given by

$$S[\Phi, a] = \int d^3x \Phi^\dagger(x) \{i\partial_0 - ea_0 + \mu - H_0(\mathbf{p} + e\mathbf{A} + e\mathbf{a}) - H_c\} \Phi(x). \quad (3.2)$$

This action is manifestly invariant under the $U(1)$ gauge transformation $\Phi(x) \rightarrow e^{ie\theta(x)}\Phi(x)$ and $a_\mu(x) \rightarrow a_\mu(x) + \partial_\mu\theta(x)$. In the HFBd approximation, the action, which describes the

spontaneous $U(1)$ symmetry breaking, is given by

$$S_{\text{HFBd}}[\Psi, a] = S_{(0)}[\Psi] + S_{\text{int}}[\Psi, a] \quad (3.3)$$

$$S_{(0)}[\Psi] = \oint d^3p \Psi^\dagger(-p) \mathcal{G}^{-1}(p) \Psi(p), \quad (3.4)$$

$$S_{\text{int}}[\Psi, a] = - \int d^3x \{ e j^\mu(x) a_\mu(x) + \frac{e\omega_c}{2} j^0(x) \mathbf{a}(x) \cdot \mathbf{a}(x) \}. \quad (3.5)$$

We take a short notation for the integral as $\oint d^3p \equiv \int_{\text{R}^1} dp_0 \int_{\text{T}^2} d^2p = \int_{-\infty}^{\infty} \frac{dp_0}{(2\pi)} \int_{\text{MBZ}} \frac{d^2p}{(2\pi)^2}$ and in the following, the contraction of sub-script and super-script for space time index means summation. Here, the electron field is a two component spinor associated with the particle hole space, and \mathcal{G}^{-1} and j_μ are the inverse Green's function in Eq. (2.8) and the current in Eq. (2.11), respectively. The second term in Eq. (3.5) is a diamagnetic term. The action $S_{\text{HFBd}}[\Psi, a]$ does not hold the $U(1)$ gauge symmetry, because the pairing condensation breaks $U(1)$ symmetry. However, if the NG mode θ is considered as

$$\Psi(x) \rightarrow e^{ie\tau_3\theta(x)} \Psi(x), \quad (3.6)$$

then the gauge symmetry is recovered. Accordingly, the NG mode always couples with other terms by replacing $a_\mu \rightarrow a_\mu + \partial_\mu \theta$ in actions. Thus, integrating the electron field, the low-energy effective action is obtained as

$$S_{\text{eff}}[a, \theta] = \int \frac{d^3q}{(2\pi)^3} \left\{ \frac{e^2}{2} (a_{\mu,-q} - i q_\mu \theta_{-q}) \pi_{(0)}^{\mu\nu}(q) (a_{\nu,q} + i q_\nu \theta_q) - \frac{e\omega_c}{4\pi} (\mathbf{a}_{-q} - i \mathbf{q} \theta_{-q}) \cdot (\mathbf{a}_q + i \mathbf{q} \theta_q) \right\}, \quad (3.7)$$

where the second term comes from the diamagnetic current part.

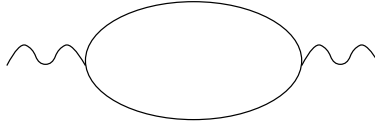


FIG. 1: The Feynman diagram for the current correlation function in one-loop order. The solid line stands for the Green function \mathcal{G} . The wavy line attached to solid line stands for the bare vertex.

The one-loop current correlation function $\pi_{(0)}^{\mu\nu}(q)$ is given by

$$\pi_{(0)}^{\mu\nu}(q) = ie^2 \oint d^3p \frac{1}{2} \text{Tr}[\Upsilon_{(0)}^\mu(p, p - \hat{q}) \mathcal{G}(p - \hat{q}) \Upsilon_{(0)}^\nu(p - \hat{q}, p) \mathcal{G}(p)], \quad (3.8)$$

where the trace is taken for both the LL space and the particle-hole space. The corresponding Feynman diagram is shown in Fig. 1. The plus sign is due to fermion one-loop. The long-distance physics part is seen in a small q regime which is expressed by the Taylor expansion as $\pi^{\mu\nu}(q) = \pi^{\mu\nu}(0) + q_\rho \partial^\rho \pi^{\mu\nu}(q)|_{q=0} + \mathcal{O}(q^2)$.

First, let us calculate $\pi_{(0)}^{\mu\nu}(0)$. The off-diagonal terms vanish immediately because $\pi_{(0)}^{0i}(0)$ contains $\text{Tr}^L[\gamma^0(p, p)\gamma^i(p, p)] = 0$ and $\pi_{(0)}^{ij}(0)$ has $\int d\mathbf{q}(\mathbf{g}_{l+1} \times \mathbf{g}_l)_z$ which vanishes due to finite spatial components of \mathbf{g}_l only at $l = l_0$. The diagonal terms create the gauge fields mass term and the kinetic term of the NG field. The direct calculation shows

$$\pi_{(0)}^{00}(0) = \frac{e^2}{2} \int_{T^2} d^2p \frac{|\Delta(\mathbf{p})|^2}{g_{l_0}^3} \equiv v_n^2, \quad (3.9)$$

$$\begin{aligned} \pi_{(0)}^{ii}(0) &= \omega_c \left\{ \frac{e^2}{2\pi} \left(l_0 + \frac{1}{2} \right) - \frac{e^2}{2\pi} \int_{T^2} d^2p \frac{\xi_{l_0}(\mathbf{p})}{2g_{l_0}(\mathbf{p})} \right\} + \mathcal{O}\left(\frac{|\Delta|^2}{\omega_c}\right) \\ &= \frac{e^2 \omega_c}{2\pi} \nu + \mathcal{O}\left(\frac{|\Delta|^2}{\omega_c}\right), \end{aligned} \quad (3.10)$$

where we use Eq. (2.26).

Second, we calculate the q linear term $\partial^\rho \pi^{\mu\nu}(q)|_{q=0}$. It is easy to show $\partial^i \pi^{0j}(q)|_{q=0} = -\partial^i \pi^{j0}(q)|_{q=0}$, and $\partial^0 \pi^{xy}(q)|_{q=0} = -\partial^0 \pi^{yx}(q)|_{q=0}$ by $\partial^\rho \Upsilon_{(0)}^\mu(p, p - \hat{q})|_{q=0} = -\partial^\rho \Upsilon_{(0)}^\mu(p - \hat{q}, p)|_{q=0}$ and $\text{Tr}\{\tau_3 \mathcal{G}_{l+1}^2(p) \tau_0 \mathcal{G}_l(p)\} = \text{Tr}\{\tau_0 \mathcal{G}_{l+1}^2(p) \tau_3 \mathcal{G}_l(p)\}$, respectively. By a straightforward calculation, we get

$$\begin{aligned} \partial^i \pi^{0j}(q)|_{q=0} &= \frac{ie^2}{2\pi} \epsilon^{ij} \left\{ l_0 + \frac{1}{2} - \int_{T^2} d^2p \frac{\xi_{l_0}(\mathbf{p})}{2g_{l_0}(\mathbf{p})} - \int_{T^2} d^2p \frac{E_{l_0} |\Delta(\mathbf{p})|^2}{2g_{l_0}^3(\mathbf{p})} \right\} + \mathcal{O}\left(\frac{|\Delta|^2}{\omega_c g_{l_0}}\right) \\ &= i \left(\frac{e^2}{2\pi} \nu - C_{l_0} \right) \epsilon^{ij} + \mathcal{O}\left(\frac{|\Delta|^2}{\omega_c g_{l_0}}\right), \end{aligned} \quad (3.11)$$

$$\begin{aligned} \partial^0 \pi^{ij}(q)|_{q=0} &= -\frac{ie^2}{2\pi} \epsilon^{ij} \left\{ l_0 + \frac{1}{2} - \int_{T^2} d^2p \frac{\xi_{l_0}(\mathbf{p})}{2g_{l_0}(\mathbf{p})} \right\} + \mathcal{O}\left(\frac{|\Delta|^2}{\omega_c g_{l_0}}\right) \\ &= -i \frac{e^2}{2\pi} \nu \epsilon^{ij} + \mathcal{O}\left(\frac{|\Delta|^2}{\omega_c g_{l_0}}\right), \end{aligned} \quad (3.12)$$

where $C_{l_0} = \frac{e^2}{2\pi} \int_{T^2} d^2p \frac{E_{l_0} |\Delta(\mathbf{p})|^2}{2g_{l_0}^3(\mathbf{p})}$. Other terms, $\partial^\mu \pi^{\nu\nu}(q)|_{q=0}$, do not appear in the effective action, since these terms correspond to parity odd terms $a_\nu(-q) q_\mu a_\nu(q)$. Apparently, $\partial^0 \pi^{ij}(q)|_{q=0}$ is different from $\partial^i \pi^{0j}(q)|_{q=0}$. Next we study whether the correction term C_{l_0} survives or not after the NG field is integrated out.

By substituting the obtained values of $\pi^{\mu\nu}(0)$ and $\partial^\rho \pi^{\mu\nu}(q)|_{q=0}$ into Eq. (3.7), we get the

effective action as

$$S_{\text{eff}}[a, \theta] = \int \frac{d^3q}{(2\pi)^3} \left\{ \frac{v_n^2}{2} a_{0,-q} a_{0,q} + \frac{ie^2\nu}{4\pi} \epsilon^{\mu\nu\rho} a_{\mu,-q} q_\nu a_{\rho,q} - i \frac{C_{l_0}}{2} \epsilon^{0ij} a_{0,-q} q_i a_{j,q} + \frac{v^2}{2} q_0^2 \theta_{-q} \theta_q \right. \\ \left. + i (v_n^2 q_0 a_{0,-q} + i C_{l_0} q_0 \epsilon^{0ij} q_i a_{j,-q}) \theta_q \right\}.$$

Here, we see that the $\pi^{ii}(0)$ cancels the diamagnetic current term. Integrating out the NG field, we obtain the gauge invariant effective action

$$S_{\text{eff}}[a] = -i \int \frac{d^3q}{(2\pi)^3} \frac{\nu e^2}{4\pi} \epsilon^{\mu\nu\rho} a_{\mu,q} q_\nu a_{\rho,-q} \\ = \nu \frac{e^2}{2\pi} \int d^3x \frac{1}{2} \epsilon^{\mu\nu\rho} a_\mu(x) \partial_\nu a_\rho(x). \quad (3.13)$$

As a result, at the fermion one-loop level, the induced low-energy effective action of the gauge field has merely the Chern-Simons term. Therefore, the Hall conductance in one-loop order is given by

$$\sigma_{xy}^{\text{one-loop}} = \frac{e^2}{2\pi} \nu. \quad (3.14)$$

A usual superconductivity induces a gauge invariant mass term of gauge fields in one-loop order. In the present case, however, it does not exist in one-loop level.

Since the quantum Hall system has the kinetic energy quenched into the LL, the electron states are infinitely degenerate and Fermi surface does not exist in the absence of the interaction. In the striped Hall gas, the momentum dependent kinetic energy is spontaneously generated by the Coulomb interaction term in the Hartree-Fock approximation. Then the anisotropic Fermi surface is formed in the MBZ. For an ordinary electron in translational invariant systems, a Fermi surface is naturally obtained according to the Pauli's principle in the absence of interactions. In such well-known case, the Cooper's instabilities is triggered by a certain underlying attractive interactions, and then a gap equation is solved. In the present case, however, a normal electron spectrum and a gap function are obtained at the same order, that is, we must obtain them by solving the simultaneous Eqs. (2.15) and (2.16). Therefore, in order to perform the calculation of the low energy behavior of $\pi_{(0)}^{\mu\nu}(q)$ at the same approximation as an ordinary superconductivity, we have to include a current vertex correction coming from the kinetic energy induced self-consistently. This can be carried out easily by using the WT identity.

IV. BEYOND ONE-LOOP CALCULATION

In order to calculate the current correlation function beyond one-loop order, we apply the WT identity to the current vertex part. To obtain the WT identity, it is quite useful to take the current basis in the vNL formalism following the reference [19]. In this basis, the electron annihilation operator is transformed by a unitary matrix as

$$\tilde{b}_l(\mathbf{p}) = \sum_{l_1} U_{ll_1}(\mathbf{p}) b_{l_1}(\mathbf{p}). \quad (4.1)$$

The unitary matrix $U_{l_1 l_2}(\mathbf{p})$ is defined by

$$U_{l_1 l_2}(\mathbf{p}) = \langle l_1 | e^{-i\tilde{p}_x \xi} e^{-i\tilde{p}_y \eta} | l_2 \rangle. \quad (4.2)$$

The operator $U(\mathbf{p})$ is a translational operator for the electron relative coordinate because of $U(\mathbf{p})f(\xi, \eta)U^\dagger(\mathbf{p}) = f(\xi + \frac{\tilde{p}_y}{2\pi}, \eta - \frac{\tilde{p}_x}{2\pi})$. The flux factor of the density operator is eliminated to take an ordinary density form as a normal electron gas. On the other hand, the velocity is translated in the current operator. Physically, it seems that electrons are in the absence of the momentum space magnetic field, instead, their cyclotron radii are changed. Actually, using these matrices and the Hausdorff formula, we get the density and the current operators as

$$\begin{aligned} j^0(\mathbf{q}) &= \int_{T^2} d^2p \sum_{l_1, l_2} b_{l_1, \mathbf{p}}^\dagger \{U^\dagger(\mathbf{p})U(\mathbf{p} - \hat{\mathbf{q}})\}_{l_1, l_2} b_{l_2, \mathbf{p} - \hat{\mathbf{q}}} \\ &= \int_{T^2} d^2p \sum_l \tilde{b}_{l, \mathbf{p}}^\dagger \tilde{b}_{l, \mathbf{p} - \hat{\mathbf{q}}}, \end{aligned} \quad (4.3)$$

$$\begin{aligned} j^i(\mathbf{q}) &= \int_{T^2} d^2p \sum_{l_1, l_2} b_{l_1, \mathbf{p}}^\dagger \frac{1}{2} \{v^i, U^\dagger(\mathbf{p})U(\mathbf{p} - \hat{\mathbf{q}})\}_{l_1, l_2} b_{l_2, \mathbf{p} - \hat{\mathbf{q}}} \\ &= \int_{T^2} d^2p \sum_{l_1, l_2} \tilde{b}_{l_1, \mathbf{p}}^\dagger \langle l_1 | v^i + \frac{\omega_c}{2\pi} (\tilde{p} - \frac{q}{2})^i | l_2 \rangle \tilde{b}_{l_2, \mathbf{p} - \hat{\mathbf{q}}}. \end{aligned} \quad (4.4)$$

In the Nambu representation, the electron field is transformed as

$$\tilde{\Psi}_l(\mathbf{p}) = \sum_{l_1} \mathcal{U}_{ll_1}(\mathbf{p}) \Psi_{l_1}(\mathbf{p}), \quad (4.5)$$

with the unitary matrix

$$\mathcal{U}(\mathbf{p}) = \begin{pmatrix} U(\mathbf{p}) & 0 \\ 0 & {}^t U^*(-\mathbf{p}) \end{pmatrix}. \quad (4.6)$$

Then the density and current operator are given as

$$\begin{aligned} j^0(\mathbf{q}) &= \int_{T^2} d^2p \sum_{l_1, l_2} \Psi_{l_1}^\dagger(\mathbf{p}) \{\mathcal{U}^\dagger(\mathbf{p}) \mathcal{U}(\mathbf{p} - \hat{\mathbf{q}})\}_{l_1, l_1} \tau_3 \Psi_{l_2}(\mathbf{p} - \hat{\mathbf{q}}) \\ &= \int_{T^2} d^2p \sum_l \tilde{\Psi}_l^\dagger(\mathbf{p}) \tau_3 \tilde{\Psi}_l(\mathbf{p} - \hat{\mathbf{q}}), \end{aligned} \quad (4.7)$$

$$\begin{aligned} j^i(\mathbf{q}) &= \int_{T^2} d^2p \sum_{l_1, l_2} \Psi_{l_1}^\dagger(\mathbf{p}) \frac{1}{2} \{\Upsilon_{(0)}^i, \mathcal{U}^\dagger(\mathbf{p}) \mathcal{U}(\mathbf{p} - \hat{\mathbf{q}})\}_{l_1, l_2} \tau_3 \Psi_{l_2}(\mathbf{p} - \hat{\mathbf{q}}) \\ &= \int_{T^2} d^2p \sum_l \tilde{\Psi}_l^\dagger(\mathbf{p}) \langle l_1 | \Upsilon_{(0)}^i \tau_3 + \frac{\omega_c}{2\pi} (p - \frac{q}{2})^i \tau_0 | l_2 \rangle \tilde{\Psi}_l(\mathbf{p} - \hat{\mathbf{q}}), \end{aligned} \quad (4.8)$$

where $\Upsilon_{(0)}^i = \Upsilon_{(0)}^i(p, p)$ which is given by

$$\Upsilon_{(0)}^i(p, p) = \begin{pmatrix} v^i & 0 \\ 0 & \epsilon v^i \end{pmatrix}. \quad (4.9)$$

The bare vertex function in the current base is translated as

$$\tilde{\Upsilon}_{(0)}^\mu(p, p - q) = (\tau_3, \Upsilon_{(0)}^i \tau_3 + \frac{\omega_c}{2\pi} (p - \frac{q}{2})^i \tau_0) \quad (4.10)$$

In this way, the density vertex is diagonalized as an ordinary electron case, hence it is easy to obtain the WT identity. In this section we omit the LL index l_0 in \mathbf{g}_{l_0} for simplicity.

A. Current correlation function in the current basis

Before going to apply the WT identity, let us obtain a general formula of q linear term of current correlation functions in the HFBd approximation. The current correlation functions are generally calculated as

$$\pi^{\mu\nu}(q) = ie^2 \oint d^3p \frac{1}{2} \text{Tr} \{ \tilde{\Upsilon}_{(0)}^\mu(p, p - \hat{q}) \tilde{\mathcal{G}}(p - \hat{q}) \tilde{\Upsilon}^\nu(p - \hat{q}, p) \tilde{\mathcal{G}}(p) \}. \quad (4.11)$$

where $\tilde{\mathcal{G}}(p) = \mathcal{U}(\mathbf{p}) \mathcal{G}(p) \mathcal{U}^\dagger(\mathbf{p})$, and $\tilde{\Upsilon}^\nu$ is a full current vertex. The corresponding Feynman diagram is shown in Fig. 2. To avoid the double counting of diagrams, only one of two vertex parts is dressed.

Next we represent $\partial^\rho \pi^{\mu\nu}(q)|_{q=0}$ in a simple form. Using Eq. (4.11), we obtain

$$\begin{aligned} \partial^\rho \pi^{\mu\nu}(q)|_{q=0} &= ie^2 \oint d^3p \frac{1}{2} \text{Tr} \{ \partial^\rho \tilde{\Upsilon}_{(0)}^\mu(p, p - \hat{q})|_{q=0} \tilde{\mathcal{G}}(p) \tilde{\Upsilon}^\nu(p, p) \tilde{\mathcal{G}}(p) \\ &\quad + \tilde{\Upsilon}_{(0)}^\mu(p, p) \partial^\rho \tilde{\mathcal{G}}(p - \hat{q})|_{q=0} \tilde{\Upsilon}^\nu(p, p) \tilde{\mathcal{G}}(p) + \tilde{\Upsilon}_{(0)}^\mu(p, p) \tilde{\mathcal{G}}(p) \partial^\rho \tilde{\Upsilon}^\nu(p - \hat{q}, p)|_{q=0} \tilde{\mathcal{G}}(p) \}. \end{aligned} \quad (4.12)$$

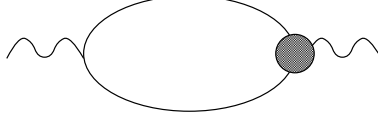


FIG. 2: Feynman diagram for the current correlation function of Eq. (4.11). The wavy line attached to dark circle stands for the full vertex.

Since $\partial^\rho \tilde{\Upsilon}_{(0)}^\mu(p, p - \hat{q})|_{q=0} = (1 - \delta_0^\mu) \frac{\omega_c}{4\pi} \tau_0$, the first term contains only double pole of p_0 and vanishes. Using the relation $-\partial^\rho \tilde{\mathcal{G}} = \tilde{\mathcal{G}} \partial^\rho \tilde{\mathcal{G}}^{-1} \tilde{\mathcal{G}}$, the second term becomes

$$ie^2 \oint d^3p \frac{1}{2} \text{Tr} \{ \tilde{\Upsilon}_{(0)}^\mu(p, p) \tilde{\mathcal{G}}(p) \partial^\rho \tilde{\mathcal{G}}^{-1}(p) \tilde{\mathcal{G}}(p) \tilde{\Upsilon}^\nu(p, p) \tilde{\mathcal{G}}(p) \}. \quad (4.13)$$

This term is represented by the Feynman diagram in Fig. 3. The third term in Eq. (4.12)

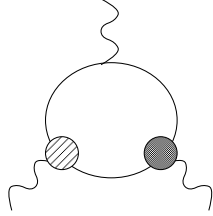


FIG. 3: Feynman diagram of the second term of Eq. (4.15). The wavy line attached to oblique circle stands for $\partial^\mu \mathcal{G}^{-1}$.

contains the derivative of the vertex part. In the HFBd approximation, we use the HFBd Green's function in Eq. (2.8) in place of the full Green's function. Moreover, we use a dressed vertex which is defined by

$$\begin{aligned} \tilde{\Upsilon}^\mu(p - \hat{q}, p) &= \tilde{\Upsilon}_{(0)}^\mu(p - \hat{q}, p) \\ &+ \int \frac{d^3q'}{(2\pi)^3} V(q') \tau_3 \tilde{\mathcal{G}}(p - \hat{q} - \hat{q}') \tilde{\Upsilon}^\mu(p - \hat{q} - \hat{q}', p - \hat{q}') \tilde{\mathcal{G}}(p - \hat{q}') \tau_3, \end{aligned} \quad (4.14)$$

in place of the full current vertex. Then the derivative of the vertex part is given by

$$\begin{aligned} \partial^\rho \tilde{\Upsilon}^\mu(p - \hat{q}, p)|_{q=0} &= \partial^\rho \tilde{\Upsilon}_{(0)}^\mu(p - \hat{q}, p)|_{q=0} \\ &+ \int \frac{d^3q'}{(2\pi)^3} \{ V(q') \tau_3 \partial^\rho \tilde{\mathcal{G}}(p - \hat{q} - \hat{q}')|_{q=0} \tilde{\Upsilon}^\mu(p - \hat{q}', p - \hat{q}') \tilde{\mathcal{G}}(p - \hat{q}') \tau_3 \\ &+ V(q') \tau_3 \tilde{\mathcal{G}}(p - \hat{q}') \partial^\rho \tilde{\Upsilon}^\mu(p - \hat{q} - \hat{q}', p - \hat{q}')|_{q=0} \tilde{\mathcal{G}}(p - \hat{q}') \tau_3 \}. \end{aligned} \quad (4.15)$$

Inserting these terms into the third term of Eq. (4.12), the first term of them vanishes because of the same reason of the first term of Eq. (4.12). We again insert Eq. (4.15) into

the remaining terms, and repeat the same procedure. As a result, we obtain the infinite series of Feynman diagrams shown in Fig. 4. In this way, combining the infinite series with

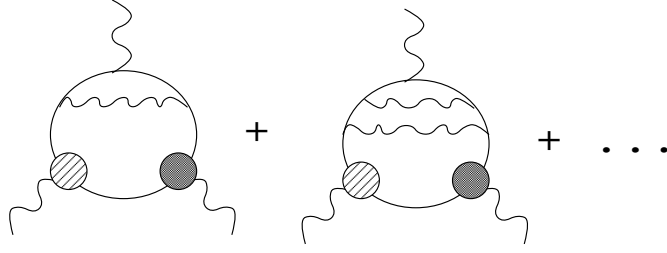


FIG. 4: Feynman diagram for the third term of Eq. (4.12). Inner wavy line stands for the interaction potential $V(k)$.

Eq. (4.15), the bare vertex part is renormalized to the dressed vertex part of Eq. (4.14).

Finally, we obtain the following useful formula

$$\partial^\mu \pi^{\nu\rho}(q)|_{q=0} = ie^2 \oint d^3p \frac{1}{2} \text{Tr}\{\partial^\mu \tilde{\mathcal{G}}^{-1}(p) \tilde{\mathcal{G}}(p) \tilde{\Upsilon}^\nu(p, p) \tilde{\mathcal{G}}(p) \tilde{\Upsilon}^\rho(p, p) \tilde{\mathcal{G}}(p)\}, \quad (4.16)$$

whose Feynman diagram is shown in Fig. 5. The bare vertex is replaced by the dressed

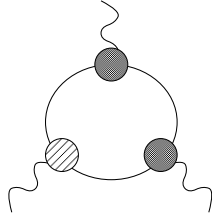


FIG. 5: Feynman diagram for $\partial^\mu \pi^{\nu\rho}$.

vertex part. In the next subsection we calculate this term by using the WT identity.

B. Ward-Takahashi identity

In the current basis, the equal-time commutation relation between the density operator and the electron operator becomes a simple form

$$[j^0(\mathbf{q}), \tilde{b}_l(\mathbf{p})] = -\tilde{b}_l(\mathbf{p} - \hat{\mathbf{q}}), \quad (4.17)$$

as an ordinary electron case. Using this relation and the current conserving law $q_\mu j^\mu(q) = 0$, we obtain the WT identity in the current basis as

$$q_\mu \tilde{\Upsilon}^\mu(p, p - \hat{q}) = \tilde{\mathcal{G}}^{-1}(p) \tau_3 - \tau_3 \tilde{\mathcal{G}}^{-1}(p - \hat{q}). \quad (4.18)$$

In the zero momentum limit, the off-diagonal part of \mathcal{G}^{-1} gives infrared singularities to the vertex function as seen in $q_\mu \tilde{\Upsilon}^\mu(p, p-\hat{q}) = \{\tilde{\mathcal{G}}^{-1}(p) - \tilde{\mathcal{G}}^{-1}(p-\hat{q})\} \tau_3 + \tilde{\mathcal{G}}^{-1}(p-\hat{q}) \tau_3 - \tau_3 \tilde{\mathcal{G}}^{-1}(p-\hat{q})$. As a prescription to use the derivative form of the WT identity (so called the Ward identity), we separate the regular and the singular term in $\tilde{\Upsilon}^\mu$ as

$$\tilde{\Upsilon}^\mu = \tilde{\Upsilon}_{\text{regular}}^\mu + \tilde{\Upsilon}_{\text{singular}}^\mu, \quad (4.19)$$

in which the regular part satisfies

$$\tilde{\Upsilon}_{\text{regular}}^\mu(p, p) = \partial^\mu \tilde{\mathcal{G}}_{\text{reg}}^{-1}(p) \tau_3. \quad (4.20)$$

Here $\tilde{\mathcal{G}}_{\text{reg}}(p)$ is a diagonal part of the Green function in the particle-hole space. The singular part originates from the NG mode propagation in an internal line for the current vertex correction. This contribution is insured by coupling of the NG mode with the gauge field as the preceding section. Hence, we use Eq. (4.20) in place of the full vertex part in the current correlation function.

C. $\pi^{\mu\nu}(0)$ and $\partial^\mu \pi^{\nu\rho}(q)|_{q=0}$

First, let us calculate $\pi^{\mu\nu}(0)$. With the help of the WT identity Eq. (4.20), the current correlation function at $q = 0$ is given by

$$\pi^{\mu\nu}(0) = ie^2 \oint d^3p \frac{1}{2} \text{Tr} \{ \tilde{\Upsilon}_{(0)}^\mu(p, p) \tilde{\mathcal{G}}(p) \partial^\nu \tilde{\mathcal{G}}_{\text{reg}}^{-1}(p) \tau_3 \tilde{\mathcal{G}}(p) \}. \quad (4.21)$$

Using the relation in Appendix A, we can show that $\pi^{\mu\nu}(0) = 0$ for $\mu \neq \nu$ and

$$\pi^{00}(0) = e^2 \int_{T^2} d^2p \frac{|\Delta(\mathbf{p})|^2}{2\{g(\mathbf{p})\}^3} \equiv v_n^2. \quad (4.22)$$

$\pi^{ii}(0)$ is given by

$$\pi^{ii}(0) = \omega_c \frac{e^2}{2\pi} \nu - \frac{e^2}{2\pi} \int_{T^2} d^2p \frac{(2l_0 + 1) |\Delta(\mathbf{p})|^2}{2g(\mathbf{p})}, \quad (4.23)$$

up to $\mathcal{O}(|\Delta|^2/\omega_c)$. The first term of $\pi^{ii}(0)$ is canceled with the diamagnetic term and second term gives the mass term of gauge fields.

Next we calculate $\partial^\mu \pi^{\nu\rho}(q)|_{q=0}$. Using Eq. (4.16) and the WT identity, we get

$$\partial^\mu \pi^{\nu\rho}(q)|_{q=0} = ie^2 \oint d^3p \frac{1}{2} \text{Tr} \{ \partial^\mu \tilde{\mathcal{G}}^{-1}(p) \tilde{\mathcal{G}}(p) \partial^\nu \tilde{\mathcal{G}}_{\text{reg}}^{-1}(p) \tau_3 \tilde{\mathcal{G}}(p) \partial^\rho \tilde{\mathcal{G}}_{\text{reg}}^{-1}(p) \tau_3 \tilde{\mathcal{G}}(p) \}. \quad (4.24)$$

This is similar to the topological invariant obtained for the integer quantum Hall state [11, 19]. In this state, the Hall conductance is topologically quantized and not renormalized beyond one-loop order perturbatively. In the present case, on the other hand, the above term is not topological invariant due to the U(1) symmetry breaking. Later, we extract the topological invariant from this term in the $|\Delta(\mathbf{p})| \rightarrow 0$ limit.

By tedious calculations with the help of the relation in Appendix A, we can show that $\partial^i \pi^{ij} = 0$, and

$$\partial^0 \pi^{ij} = ie^2 \epsilon^{ij} \oint d^3 p \frac{1}{2} \text{Tr} \left\{ \frac{i}{2\pi} \tau_3 \mathcal{G}(p) + \partial^x \mathcal{G}_{\text{reg}}^{-1} \tau_3 \mathcal{G} \partial^y \mathcal{G}_{\text{reg}}^{-1} \tau_3 \mathcal{G}^2 \right\}, \quad (4.25)$$

up to $\mathcal{O}(|\Delta|^2/\omega_c g)$. The first term is proportional to the filling factor and second term turns out to vanish. We also obtain

$$\begin{aligned} \partial^i \pi^{j0} = & ie^2 \oint d^3 p \frac{1}{2} \text{Tr} \left\{ \frac{i}{2\pi} \epsilon_{ij} \tau_3 \mathcal{G}(p) + (\partial^i \mathcal{G}^{-1} + \mathcal{A}^i(\mathbf{p}) \tilde{\Delta}) \mathcal{G} \partial^j \mathcal{G}_{\text{d}}^{-1} \tau_3 \mathcal{G} \tau_3 \mathcal{G} \right\} \\ & - i \epsilon_{ij} \frac{e^2}{2\pi} \int_{T^2} d^2 p \frac{E_{l_0} |\Delta|^2}{2\{g(\mathbf{p})\}^3}, \end{aligned} \quad (4.26)$$

up to $\mathcal{O}(|\Delta|^2/\omega_c g)$, where $\tilde{\Delta} = g_x \tau_2 - g_y \tau_1$. The first term is proportional to the filling factor. The second term is related to a topological number in the momentum space and becomes

$$ie^2 \int_{T^2} d^2 p \frac{\{g_x(\mathbf{p}) \partial^i g_y(\mathbf{p}) - g_y(\mathbf{p}) \partial^i g_x(\mathbf{p}) - \mathcal{A}^i(\mathbf{p}) |\Delta|^2\} \partial^j g_z(\mathbf{p})}{4\{g(\mathbf{p})\}^3} \equiv -i \alpha^{ij}. \quad (4.27)$$

The term proportional to $\mathcal{A}^i(\mathbf{p})$ in the numerator guarantees the periodicity of the integrand. The third term in Eq. (4.26) is proportional to ω_c .

D. Effective action beyond one-loop

Following the preceding section, the low-energy effective action of gauge fields a_μ and NG mode θ is given in a gauge invariant form as

$$\begin{aligned} S_{\text{eff}}[a, \theta] = & \int d^3 x \left\{ \nu \frac{e^2}{2\pi} \frac{1}{2} \epsilon^{\mu\nu\rho} a_\mu \partial_\nu a_\rho + (\alpha^{ij} - C_{l_0} \epsilon^{ij}) a_i \partial_j (a_0 + \partial_0 \theta) \right. \\ & \left. + \frac{v_N^2}{2} (a_0 + \partial_0 \theta)^2 - \frac{(c_s v_N)^2}{2} (a_i + \partial_i \theta)^2 \right\}. \end{aligned} \quad (4.28)$$

Here,

$$(c_s v_n)^2 = \frac{e^2}{2\pi} \int_{T^2} d^2 p \frac{(2l_0 + 1) |\Delta|^2}{2g}. \quad (4.29)$$

Integrating the NG mode, we obtain the gauge invariant low energy effective as

$$S_{\text{eff}}[a] = \int d^3x \left\{ \left(\nu \frac{e^2}{2\pi} - \frac{(c_s)^2 (\epsilon^{ij} \alpha^{ik} \partial_k \partial_j + C_{l_0} \partial_i^2)}{\partial_0^2 - (c_s)^2 \partial_i^2} \right) \frac{1}{2} \epsilon^{\mu\nu\rho} a_\mu \partial_\nu a_\rho \right. \\ \left. + \frac{v_n^2}{2} \left((a_0)^2 - (c_s)^2 (a_i)^2 + \frac{(\partial_0 a_0 - (c_s)^2 \partial_i a_i)^2}{\partial_0^2 - (c_s)^2 \partial_i^2} \right) \right\}. \quad (4.30)$$

The first term is the induced Chern-Simons term which is gauge invariant. The second term can be written by a quadratic term of transverse components of gauge fields $a_0^T \equiv a_0 - \partial_0(\partial_0 a_0 - (c_s)^2 \partial_i a_i)/(\partial_0^2 - (c_s)^2 \partial_i^2)$, $a_i^T \equiv a_i - \partial_i(\partial_0 a_0 - (c_s)^2 \partial_j a_j)/(\partial_0^2 - (c_s)^2 \partial_i^2)$ as $\frac{v_n^2}{2} \{(a_0^T)^2 - (c_s)^2 (a_i^T)^2\}$. Since the transverse gauge fields is invariant under the $U(1)$ transformation, the obtained action has the manifest $U(1)$ gauge symmetry. The infrared singularity in the induced Chern-Simons term corresponds to the contribution of the NG mode which is involved in $\tilde{\Upsilon}_{\text{singular}}^\mu$.

To obtain the low-energy physics, we must take $\partial^\mu \rightarrow 0$ limit in the coefficient of the induced Chern-Simons term. Order of zero momentum limit is delicate, since $\lim_{\partial_0 \rightarrow 0}$ and $\lim_{\partial_i \rightarrow 0}$ do not commute. In the limit $\partial_i \rightarrow 0$ before taking a limit $\partial_0 \rightarrow 0$, the effective action becomes

$$\lim_{\partial_0 \rightarrow 0} \lim_{\partial_i \rightarrow 0} S_{\text{eff}}[a] = \int d^3x \left\{ \nu \frac{e^2}{2\pi} \frac{1}{2} \epsilon^{\mu\nu\rho} a_\mu \partial_\nu a_\rho - \frac{(c_s v_n)^2}{2} (a_i^T)^2 \right\}. \quad (4.31)$$

Thus the Hall conductivity is not renormalized in this limit. In contrast to one-loop order, the Meissner term appears. This infrared limit corresponds to the experimental situation of the quantum Hall effect. since a spatial homogeneous external electric field is added to the system and then the electric field will be independent of time. On the other hand, for the inverse order, the correction C_{l_0} and α^{ij} appear in the Hall conductance as

$$\lim_{\partial_y \rightarrow 0} \lim_{\partial_x \rightarrow 0} \lim_{\partial_0 \rightarrow 0} S_{\text{eff}}[a] = \int d^3x \left\{ \left(\nu \frac{e^2}{2\pi} + \alpha^{xy} + C_{l_0} \right) \frac{1}{2} \epsilon^{\mu\nu\rho} a_\mu \partial_\nu a_\rho + \frac{v_n^2}{2} (a_0^T)^2 \right\}. \quad (4.32)$$

This limit is applicable to a physical situation when the gauge field is dynamical and is spatially inhomogeneous.

E. Topological consideration

To see a topological property of the correction α^{ij} to the Chern-Simons coupling, let us consider the limit $|\Delta(\mathbf{p})| \rightarrow 0$. In this limit, the quantity of the integral Eq. (4.27) comes

from only the Fermi energy regime. Actually, we can show that

$$\lim_{|\Delta(\mathbf{p})| \rightarrow 0} \int_{T^2} d^2p \frac{|\Delta(\mathbf{p})|^2}{2\{g(\mathbf{p})\}^3} f(\mathbf{p}) = \int_{\text{FS}} \frac{dl}{(2\pi)^2} \frac{f(\mathbf{p}(l))}{|\partial_\perp g_z|}, \quad (4.33)$$

where $f(\mathbf{p})$ is an arbitrary function on the MBZ, the integral $\int_{\text{FS}} dl$ is defined on the Fermi surface (line) $\mathbf{p}(l)$, and $\partial_\perp g_z$ is a Fermi velocity v_F . Substituting $\Delta(\mathbf{p}) = |\Delta(\mathbf{p})|e^{i\Theta(\mathbf{p})}$ into α^{ij} and using Eq. (4.33), we obtain

$$\epsilon_{ij}\alpha^{ij} = \frac{e^2}{8\pi^2} \int_{\text{FS}} (\nabla\Theta(\mathbf{p}) + \mathcal{A}(\mathbf{p})) \cdot d\mathbf{p} \quad (4.34)$$

$$= \frac{e^2}{2\pi} \left(\frac{N_v}{2} + \nu_* \right). \quad (4.35)$$

Here the integer N_v is the vortex number associated with $\Delta(\mathbf{p})$ and ν_* is the filling factor in the l_0 -th Landau level. In other words, the correction term $\epsilon_{ij}\alpha^{ij}$ is composed of the topological number, N_v , and geometrical number, ν_* . If we use Eqs. (2.24) and (2.25), where the Fermi surfaces are at $p_y = \pm\pi/2$, we obtain $N_v = 0$, $\nu_* = 1/2$. Thus we get $\alpha^{xy} = e^2/4\pi$ and $\alpha^{yx} = 0$. If we use the $\varphi^{(2)}$ in place of $\varphi^{(3)}$ naively, then $N_v = -2$ and we get $\alpha^{xy} = -e^2/4\pi$ and $\alpha^{yx} = 0$. The schematic figure of the vortex structures of $\Delta(\mathbf{p})$ is shown in Fig. 6.

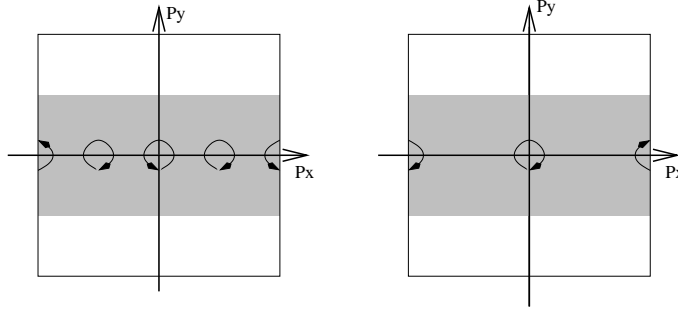


FIG. 6: Vortices of gap functions in the Fermi sea. The left figure is for $\varphi^{(3)}$ and the right one is for $\varphi^{(2)}$. The shaded portion is the Fermi sea of the striped Hall gas. At the center of vortices, $\Delta(\mathbf{p})$ becomes zero.

In addition, in the limit $|\Delta(\mathbf{p})| \rightarrow 0$, it is shown that

$$(c_s v_n)^2 = 0, \quad (4.36)$$

$$v_n^2 = \mathcal{O}(1/v_F), \quad (4.37)$$

$$C_{l_0} = \mathcal{O}(\omega_c/v_F). \quad (4.38)$$

In the striped Hall gas, the Fermi velocity logarithmically diverges for the singularity of the Coulomb potential [22]. Therefore v_n^2 and C_{l_0} are negligibly small in the limit.

V. SUMMARY AND DISCUSSIONS

We have derived the low-energy effective action of a paired electron state in the quantum Hall system using a field theoretical method. The procedure of the derivation is performed in a gauge invariant way. In the one-loop order, low-energy physics is described by only the Chern-Simons action whose coupling constant is proportional to $\frac{e^2}{2\pi}\nu$. Beyond the one-loop order estimate, we have employed the WT identity whose infrared singular parts are accompanied by the NG mode associated with the spontaneous $U(1)$ symmetry breaking. The coupling constant of the Chern-Simons term has an infrared correction and the mass term of the gauge field is induced. In the physical situation of experiment of the Hall effect, the corresponding low-energy limit leads the correction term to be zero. The correction term remains non-zero in the limit of spatially inhomogeneous situation (ex. vortex state, edge state, etc).

The topological quantity of Eq. (4.35) reflects the topological structure of the order parameter. This topological number may be observed in some topological objects (ex. vortex). The charge and statistics of the vortex excitation is interesting future problem [21]. In the present case, the rotational invariance is broken and the vortex solution may become anisotropic. Furthermore, the existence of corrections to the Chern-Simons coupling beyond our treatments, which originated by interactions between quasiparticles, impurities, finite thickness, finite temperature, etc. is also still remained as an interesting future problem.

Acknowledgments

We thank J. Goryo for instructive discussions. T. A. is supported by the COE program. N. M. was partially supported by the special Grant-in-Aid for Promotion of Education and Science in Hokkaido University, a Grant-inAid for Scientific Research on Priority Area (Dynamics of Superstrings and Field Theories, Grant No. 13135201) and (Progress in Elementary Particle Physics of the 21st Century through Discoveries of Higgs Boson and Supersymmetry, Grant No. 16081201), provided by the Ministry of Education, Culture,

Sports, Science, and Technology, Japan.

APPENDIX A: NOTATIONS AND USEFUL RELATIONS

1. Pauli's matrix

The Pauli's matrix τ_i is defined by

$$\tau_1 = \begin{pmatrix} 0 & 1 \\ 1 & 0 \end{pmatrix}, \tau_2 = \begin{pmatrix} 0 & -i \\ i & 0 \end{pmatrix}, \tau_3 = \begin{pmatrix} 1 & 0 \\ 0 & -1 \end{pmatrix}. \quad (\text{A1})$$

The trace formulale of these matrices are

$$\begin{aligned} \text{Tr}^{ph}[\tau_i] &= 0, \text{Tr}^{ph}[\tau_i \tau_j] = 2\delta_{ij}, \text{Tr}^{ph}[\tau_i \tau_j \tau_k] = 2i\epsilon_{ijk}, \\ \text{Tr}^{ph}[\tau_i \tau_j \tau_k \tau_l] &= 2(\delta_{ij}\delta_{kl} - \delta_{ik}\delta_{jl} + \delta_{il}\delta_{jk}). \end{aligned} \quad (\text{A2})$$

2. Proof of $e^{i\hat{\mathbf{k}} \cdot \mathbf{D}} f(p) = e^{\frac{i}{2\pi} \hat{k}_x (\hat{k}_y + 2p_y)} f(p + \hat{k})$

When $[X, Y]$ commutes with X and Y , the Hausdorff formula reduces to

$$e^X e^Y = e^{[X, Y]} e^Y e^X, \quad \text{and} \quad e^X e^Y = e^{\frac{1}{2}[X, Y]} e^{X+Y}. \quad (\text{A3})$$

By using this formulae, we can prove

$$e^{i\hat{\mathbf{k}} \cdot \mathbf{D}} f(p) = e^{\frac{i}{2\pi} \hat{k}_x (\hat{k}_y + 2p_y)} f(p + \hat{k}) \quad (\text{A4})$$

as

$$e^{i\hat{\mathbf{k}} \cdot \mathbf{D}} f(p) = e^{i\hat{\mathbf{k}} \cdot \mathcal{A}} e^{i\hat{\mathbf{k}} \cdot \mathbf{p}} e^{-\frac{1}{2}[i\hat{\mathbf{k}} \cdot \mathcal{A}, i\hat{\mathbf{k}} \cdot \mathbf{p}]} f(p) = e^{\frac{i}{2\pi} \hat{k}_x (\hat{k}_y + 2p_y)} e^{\hat{\mathbf{k}} \cdot \mathbf{p}} f(\mathbf{p}) = e^{\frac{i}{2\pi} \hat{k}_x (\hat{k}_y + 2p_y)} f(p + \hat{k}),$$

where we used $[i\hat{\mathbf{k}} \cdot \mathcal{A}, i\hat{\mathbf{k}} \cdot \mathbf{p}] = -i \frac{k_x k_y}{\pi}$.

APPENDIX B: LL MATRIX ELEMENTS

1. Current vertex

We give the following matrix elements for different LLs. By using the next matrix elements

$$\langle l_1 | e^{i\mathbf{q} \cdot \mathbf{x}} | l_2 \rangle = \begin{cases} \sqrt{\frac{l_1!}{l_2!}} \left(\frac{iq_x - q_y}{\sqrt{4\pi}} \right)^{l_2 - l_1} e^{-\frac{q^2}{8\pi}} L_{l_1}^{l_2 - l_1} \left(\frac{q^2}{4\pi} \right) & \text{for } l_2 > l_1 \\ \sqrt{\frac{l_2!}{l_1!}} \left(\frac{iq_x + q_y}{\sqrt{4\pi}} \right)^{l_1 - l_2} e^{-\frac{q^2}{8\pi}} L_{l_2}^{l_1 - l_2} \left(\frac{q^2}{4\pi} \right) & \text{for } l_1 > l_2 \\ e^{-\frac{q^2}{8\pi}} L_{l_1} \left(\frac{q^2}{4\pi} \right) & \text{for } l_2 = l_1 \end{cases}, \quad (\text{B1})$$

we obtain $f_{l_1, l_2}^0(q) = \langle l_1 | e^{i\mathbf{q} \cdot \mathbf{x}} | l_2 \rangle$, $f_{l_1, l_2}^x(q) = i\omega_c \frac{\partial}{\partial q_y} \langle l_1 | e^{i\mathbf{q} \cdot \mathbf{x}} | l_2 \rangle$ and $f_{l_1, l_2}^y(q) = -i\omega_c \frac{\partial}{\partial q_x} \langle l_1 | e^{i\mathbf{q} \cdot \mathbf{x}} | l_2 \rangle$ as

$$f_{l_1, l_2}^0(0) = \delta_{l_1, l_2}, \quad (\text{B2})$$

$$f_{l_1, l_2}^x(0) = i\omega_c \frac{\partial f_{l_1, l_2}^0(q)}{\partial q_y} \Big|_{q=0} = \begin{cases} -i\omega_c \sqrt{\frac{l_1+1}{4\pi}} \delta_{l_2, l_1+1} & \text{for } l_2 > l_1 \\ i\omega_c \sqrt{\frac{l_1}{4\pi}} \delta_{l_1, l_2+1} & \text{for } l_1 > l_2 \\ 0 & \text{for } l_1 = l_2 \end{cases}, \quad (\text{B3})$$

$$f_{l_1, l_2}^y(0) = -i\omega_c \frac{\partial f_{l_1, l_2}^0(q)}{\partial q_x} \Big|_{q=0} = \begin{cases} \omega_c \sqrt{\frac{l_1+1}{4\pi}} \delta_{l_2, l_1+1} & \text{for } l_2 > l_1 \\ \omega_c \sqrt{\frac{l_1}{4\pi}} \delta_{l_1, l_2+1} & \text{for } l_1 > l_2 \\ 0 & \text{for } l_1 = l_2 \end{cases}. \quad (\text{B4})$$

The derivative of the matrix element $f_{l_1, l_2}^\mu(0)$ are obtained as

$$\frac{\partial f_{l_1, l_2}^x(q)}{\partial q^y} \Big|_{q=0} = \begin{cases} i\omega_c \frac{\sqrt{(l_1+1)(l_1+2)}}{4\pi} \delta_{l_2, l_1+2} & \text{for } l_2 > l_1 \\ i\omega_c \frac{\sqrt{l_1(l_1-1)}}{4\pi} \delta_{l_1, l_2+2} & \text{for } l_1 > l_2 \\ -i \frac{E_{l_1}}{2\pi} \delta_{l_1, l_2} & \text{for } l_1 = l_2 \end{cases}, \quad (\text{B5})$$

$$\frac{\partial f_{l_1, l_2}^y(q)}{\partial q^x} \Big|_{q=0} = \begin{cases} i\omega_c \frac{\sqrt{(l_1+1)(l_1+2)}}{4\pi} \delta_{l_2, l_1+2} & \text{for } l_2 > l_1 \\ i\omega_c \frac{\sqrt{l_1(l_1-1)}}{4\pi} \delta_{l_1, l_2+2} & \text{for } l_1 > l_2 \\ i \frac{E_{l_1}}{2\pi} \delta_{l_1, l_2} & \text{for } l_1 = l_2 \end{cases}. \quad (\text{B6})$$

Immediately, the current vertex parts at the same momentum are given by

$$\Upsilon_{l_1 l_2}^0(p, p) = \delta_{l_1 l_2} \tau_3, \quad (\text{B7})$$

$$\Upsilon_{l_1 l_2}^x(p, p) = \begin{cases} -i\omega_c \sqrt{\frac{l_2}{4\pi}} \delta_{l_2, l_1+1} \tau_0 & \text{for } l_1 < l_2 \\ i\omega_c \sqrt{\frac{l_2+1}{4\pi}} \delta_{l_1, l_2+1} \tau_0 & \text{for } l_1 > l_2 \end{cases}, \quad (\text{B8})$$

$$\Upsilon_{l_1 l_2}^y(p, p) = \begin{cases} \omega_c \sqrt{\frac{l_2}{4\pi}} \delta_{l_2, l_1+1} \tau_3 & \text{for } l_1 < l_2 \\ \omega_c \sqrt{\frac{l_2+1}{4\pi}} \delta_{l_1, l_2+1} \tau_3 & \text{for } l_1 > l_2 \end{cases}. \quad (\text{B9})$$

And the derivative of the current vertices are also given by

$$\begin{aligned} & \partial^\rho \Upsilon_{l_1 l_2}^\mu(p, p - \hat{q})|_{q=0} - \partial^\rho \Upsilon_{l_1 l_2}^\mu(p - \hat{q}, p)|_{q=0} \\ &= 2\partial^\rho \Upsilon_{l_1 l_2}^\mu(p, p - \hat{q})|_{q=0} \\ &= \left\{ (\partial^\rho f_{l_1, l_2}^\mu(q)|_{q=0} - \partial^\rho f_{l_2, l_1}^\mu(q)|_{q=0}) - (f_{l_1, l_2}^\mu(0) + f_{l_2, l_1}^\mu(0)) \frac{i\tilde{p}_y}{2\pi} \delta^{\rho x} \right\} \tau_0 \\ & \quad + \left\{ (\partial^\rho f_{l_1, l_2}^\mu(q)|_{q=0} + \partial^\rho f_{l_2, l_1}^\mu(q)|_{q=0}) - (f_{l_1, l_2}^\mu(0) - f_{l_2, l_1}^\mu(0)) \frac{i\tilde{p}_y}{2\pi} \delta^{\rho x} \right\} \tau_3. \end{aligned} \quad (\text{B10})$$

2. Unitary matrix $U(\mathbf{p})$

Using the relation $[\xi, \eta] = \frac{1}{2\pi i}$, we get

$$U^\dagger(\mathbf{p}) \xi U(\mathbf{p}) = \xi - \frac{p_y}{2\pi}, \quad (\text{B11})$$

$$U^\dagger(\mathbf{p}) \eta U(\mathbf{p}) = \eta + \frac{p_x}{2\pi}, \quad (\text{B12})$$

$$U^\dagger(\mathbf{p}) \partial^x U(\mathbf{p}) = -i\xi + i\frac{p_y}{2\pi}, \quad (\text{B13})$$

$$U^\dagger(\mathbf{p}) \partial^y U(\mathbf{p}) = -i\eta. \quad (\text{B14})$$

The unitary matrix in the Nambu representation satisfies

$$\mathcal{U}^\dagger(\mathbf{p}) \partial^x \mathcal{U}(\mathbf{p}) = \begin{pmatrix} -i\xi & 0 \\ 0 & -i^t \xi \end{pmatrix} + i\frac{p_y}{2\pi} \tau_3, \quad (\text{B15})$$

$$\mathcal{U}^\dagger(\mathbf{p}) \partial^y \mathcal{U}(\mathbf{p}) = \begin{pmatrix} -i\eta & 0 \\ 0 & -i^t \eta \end{pmatrix}, \quad (\text{B16})$$

$$[\mathcal{U}^\dagger(\mathbf{p}) \partial^x \mathcal{U}(\mathbf{p}), \mathcal{U}^\dagger(\mathbf{p}) \partial^y \mathcal{U}(\mathbf{p})] = \frac{i}{2\pi} \tau_3. \quad (\text{B17})$$

The unitary matrix and the Green's function satisfy

$$[\mathcal{G}_{\text{reg}}, \tau_3] = 0, \quad (\text{B18})$$

$$[\mathcal{U}, \tau_3] = 0, \quad (\text{B19})$$

$$\mathcal{U}^\dagger \partial^i (\mathcal{U} \mathcal{G}_{\text{reg}}^{-1} \mathcal{U}^\dagger) \mathcal{U} = \partial^i \mathcal{G}_{\text{reg}}^{-1} + [\mathcal{U}^\dagger \partial^i \mathcal{U}, \mathcal{G}_{\text{reg}}^{-1}]. \quad (\text{B20})$$

- [1] J. K. Jain, Phys. Rev. Lett. **63** (1989) 199 ; B. I. Halperin, P. A. Lee, and N. Read, Phys. Rev. B, **47** (1993) 7312; O. Heinonen (Ed.), *Composite Fermion: A Unified View of the Quantum Hall Regime* (World Scientific, Singapore, 1998).
- [2] R. L. Willett, J. P. Eisenstein, H. L. Stormer, D. C. Tsui, A. C. Gossard, and J. H. English, Phys. Rev. Lett. **59** (1987) 1776; W. Pan, J. -S. Xia, V. Shvarts, E. D. Adams, H. L. Stormer, D. C. Tsui, L. N. Pfeiffer, K. W. Baldwin, and K. W. West, Phys. Rev. Lett. **83** (1999) 3530.
- [3] M. P. Lilly, K. B. Cooper, J. P. Eisenstein, L. N. Pfeiffer, and K. W. West, Phys. Rev. Lett. **82** (1999) 394; R. R. Du, D. C. Tsui, H. L. Stormer, L. N. Pfeiffer, K. W. Baldwin, and K. W. West, Solid State Commun. **109** (1999) 389.
- [4] A. A. Koulakov, M. M. Fogler, and B. I. Shklovskii, Phys. Rev. Lett. **76** (1996) 499; M. M. Fogler, A. A. Koulakov, and B. I. Shklovskii, Phys. Rev. B **54** (1996) 1853; R. Moessner and J. T. Chalker, Phys. Rev. B **54** (1996) 5006 .
- [5] N. Maeda, Phys. Rev. B **61** (2000) 4766.
- [6] G. Moore and N. Read, Nucl. Phys. B **360** (1991) 362.
- [7] M. Greiter, X. -G. Wen, and F. Wilczek, Nucl. Phys. B **374** (1992) 567; T. Morinari, Phys. Rev. Lett. **81** (1999) 984; N. E. Bonesteel, Phys. Rev. Lett. **82** (1999) 984.
- [8] W. Pan, R. R. Du, H. L. Stormer, D. C. Tsui, L. N. Pfeiffer, K. W. Baldwin, and K. W. West, Phys. Rev. Lett. **83** (1999) 820.
- [9] N. Maeda, Nucl. Phys. B **596** (2001) 567.
- [10] D. J. Thouless, M. Kohmoto, M. P. Nightingale, and M. den Nijs, Phys. Rev. Lett. **49** (1982) 1397.
- [11] N. Imai, K. Ishikawa, T. Matsuyama, and I. Tanaka, Phys. Rev. B, **42** (1990) 10610.
- [12] S. Coleman and B. Hill, Phys. Lett. B **159** (1985) 184.

- [13] O. Abe and K. Ishikawa, in *Rationale of Being: Festschrift in honor of Gyo Takeda*, edited by K. Ishikawa *et al.* (World Scientific, Singapore, 1986), p. 137.
- [14] J. Goryo and K. Ishikawa, Phys. Lett. A **260** (1999) 294.
- [15] G. W. Semenoff, P. Sodano and Y. S. Wu, Phys. Rev. Lett. **62** (1988) 715.
- [16] A. Khare, R. MacKenzie and M. B. Paranjape, Phys. Lett. B **343** (1995) 239.
- [17] Y. Nambu, Phys. Rev. **117** (1960) 648.
- [18] J. von Neumann, *Mathematische Grundlagen der Quantenmechanik*, (Springer, Berlin, 1932);
A. M. Perelomov, Theoret. Math. Phys. **6** (1971) 156; V. Bergmann, P. Butera, L. Girardello,
J. R. Klauder, Rep. Math. Phys. **2** (1971) 221.
- [19] K. Ishikawa, N. Maeda, T. Ochiai, and H. Suzuki, Physica E **4** (1999) 37, and references therein.
- [20] J. R. Schrieffer, *Theory of Superconductivity* (Addison-Wesley, 1964)
- [21] J. Goryo, Phys. Rev. B **61** (2000) 4222.
- [22] T. Aoyama, K. Ishikawa, Y. Ishizuka, and N. Maeda, Phys. Rev. B **70** (2004) 035314.