

Quantum size effects in thermodynamic superconducting properties of ultra thin films

Bin Chen,^{1,2} Zhenyue Zhu,¹ and X. C. Xie^{1,3}

¹*Department of Physics, Oklahoma State University, Stillwater, Oklahoma 74078*

²*Department of Physics, Hangzhou Teachers College, Hangzhou 310036, P.R. China*

³*International Center for Quantum Structures and Institute of Physics,
The Chinese Academy of Sciences, Beijing 100080, P.R. China*

(Dated: December 2, 2024)

By using multi-bands BCS theory, we have calculated the superconductivity energy gap and the critical temperature of a thin-film metallic superconductor. The thermodynamic superconducting characteristics such as critical magnetic field, specific heat, as well as the tunnelling conductance are investigated for varying film thickness and temperature. We find the oscillation of thermodynamic superconducting properties with the film thickness, including the thermodynamic critical field H_c , the specific heat of normal and superconducting state. We also determine the jump of specific heat at superconductivity transition temperature and the position of differential tunnelling conductance peak.

PACS numbers: 74.40.+k, 73.60.Dt, 74.10.+v

Quantum size effects (QSE) in superconductors have been a very attractive topic after Blatt and Thompson predicted [1] an oscillatory dependence of the energy gap and T_c on film thickness. In normal state, previous theoretical works have predicted many possible prominent physical properties modulated by QSE: electronic structure, electron-phonon interaction, resistivity, Hall conductivity and so on[2]. There are also some related important experimental results[3]. One prior experiment exhibited the superconductivity critical temperature oscillatory behavior with the thickness of ultrathin Sn film on a semiconductor substrate, but the conductance oscillation with the film thickness in normal state was not observed[4]. Another experiment reported that the superconductivity transition temperature changes proportional to thickness of Pb film on a silicon substrate[5].

In a metal film on a semiconductor substrate, the conduction electrons are confined by the vacuum on one side and the metal-semiconductor interface on the other[6]. Theoretical consideration of such QSE on the properties of thin metal films dates back to 1976, when Schulte reported that self-consistent calculations of the electronic structure of thin jellium films show thickness dependent oscillations in the work function[7]. It had been extended by Feibelman[8], who also found oscillation in the surface energy and expected the result to affect the growth of the metal film. Both Schulte's and Feibelman's studies were for idealized freestanding metal films, neglecting possible effects of a supporting substrate. Nevertheless, QSE have clearly been observed in recent studies of ultrathin metal overlayers on some substrates[9]. QSE and the simple stability of metal thin films on a supporting substrate have been discussed in several papers[10].

The report by Guo et al is the first definitive and quantitative demonstration of T_c oscillation with Pb film thickness as well as the normal state conductance[11]. Using atomically uniform film of lead with exactly known

numbers of atomic layers deposited on a silicon (111) surface, Guo et al observed oscillations in T_c that correlated well with the confined electronic structure and recently they demonstrated that film thickness can indeed affect superconductivity behavior. It has been found that when the thickness of a film is reduced to the nanometer scale, the film's surface and interface will confine the motion of the electrons, leading to the formation of discrete electronic states known as quantum well states [12]. This QSE changes the overall electronic structure of the thin film. At a tiny thickness, physical properties are thus expected to vary dramatically with the thickness.

Recent experiments have demonstrated such variations for thin film properties such as electronic density of states, electron-phonon coupling, surface energy and thermal stability [4],[13]. These variations are expected to follow a damped oscillatory curve [12]. It has been reported that the superconductivity transition temperature for the metallic film such as lead depends on the density of states and electron-phonon interaction [4],[11][12]. Therefore, it should also vary with the thickness of the film. Early work generally showed a reduction in T_c for very thin film which qualitatively agreed with a damped oscillatory curve[14].

Quantum oscillations can be understood by considering QSE in these systems[13]. The period is fixed for each system and equals one half of the bulk Fermi wavelength which is related to the average electron density and crystal structure [12][16]. Although lots of theoretical[17] and experimental[18] works have predicted and confirmed many physical properties modulated by QSE[19], the properties of the thermodynamic superconducting characteristics such as the specific heat, the thermodynamic critical field, tunnelling conductance as the function of thickness and other parameters have not been reported. In this paper, by using the multi-band superconductivity theory which improves previous theory about QSE in

superconductor film, we present the results of thermodynamic superconducting properties of ultra-thin metallic films.

From theoretical point of view [20], the resonance and the strong thickness dependence of T_c are the characteristic features of a thin film superconductivity. The quantization of the transverse motion of the electron in the film leads to an increase of T_c with decreasing film thickness, arising essentially from an enhanced effective BCS pairing interaction[17]. In the previous calculations [1], the phonon modes were assumed to be the same as in bulk material and only the one dimensional quantum confinement effect of electrons were considered. Ref.[20] considered the phonon dispersion in a thin film undergoing substantial modification compared with the bulk system with quantization of phonon spectrum [19], [21]. They found the resonant shape of superconductor transition temperature T_c arises from both electronic and phonon confinements. Because of the quantization of both electron and phonon energies, the effective electron-electron interaction modified by the quantized phonon is different from the interaction arising from the bulk phonon[22]. We will use the same Hamiltonian as in Ref.[20] which is in the presence of a number of sub-bands. The BCS Hamiltonian of the system is given by

$$H = \sum_{nk\sigma} \xi_n(k) c_{kn\sigma}^\dagger c_{kn\sigma} + \sum_{kk'\sigma} \sum_{nm} V_{kk'}^{nm} c_{k'm\sigma}^\dagger c_{-k'm-\sigma}^\dagger c_{kn\sigma} c_{-kn-\sigma}, \quad (1)$$

where $c_{kn\sigma}^\dagger$ is the electron operator in the n th sub-band with spin σ , $\xi_n(k) = \epsilon_n(k) - \mu$ the electron energy in the sub-band n measured from the chemical potential μ , and $V_{kk'}^{nm}$ the attractive interaction between n th sub-band and m th sub-band. In the BCS theory, the gap function has the same energy cut off $\hbar\omega_D$ as the interaction. In the weak-coupling approximation, we have the superconducting energy gap for the n th sub-band given by the gap function using the mean field method [20]

$$\Delta_{nk}(T) = - \sum_{m,k'} \frac{\Delta_{mk'}(T)}{2E_{mk'}} V_{kk'}^{nm} \tanh\left(\frac{\beta E_{m,k'}}{2}\right), \quad (2)$$

where $E_{mk} = (\xi_{mk}^2 + \Delta_{mk}^2)^{1/2}$. The off-diagonal terms in the summation reflect the possibility of transition of the electron pair from one sub-band into another as the result of interaction with the confined phonons. Integration over k gives the gap function of the n th sub-band at T . Ref.[20] considered the phonons' confinement effects and found some fine structures in the energy gap and critical temperature by comparing with the bulk phonon model[19][1]. The electric conductance, magnetoconductance, Hall effect and thermopower measured in thin metallic films have shown that these transport coefficients oscillate as a function of thickness[2], however experimentally no evidence of fine structure from

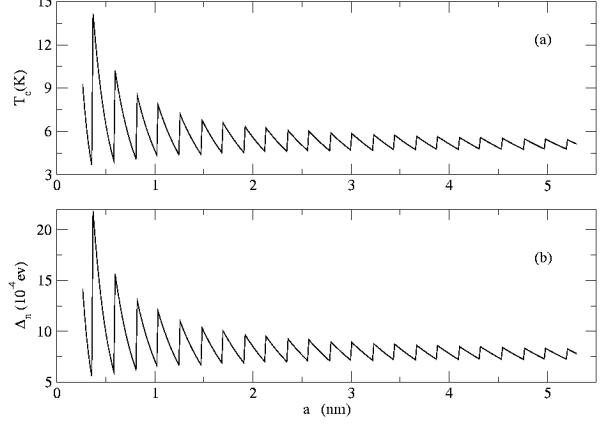


FIG. 1: (a) The critical temperature and (b) the superconducting energy gap Δ_n of the n th occupied subband versus superconducting film thickness a . Here we take electronic density $\frac{N}{V} = 10^{29} \text{ m}^{-3}$, $k = 1.5 \times 10^{10} \text{ m}^{-1}$ and Debye energy $\hbar\omega_D = 0.01 \text{ eV}$. In our models, the energy gap of each subband is the same.

phonon confinement was found[5]. Thus, we will evaluate the thermodynamic characteristics by the same theory, and neglect the phonon quantization effects. We further assume the interaction between electrons is the delta function potential [1], [20] $V(\vec{r}_i - \vec{r}_j) = -\frac{2\pi\hbar^2}{KM} \delta(\vec{r}_i - \vec{r}_j)$, where M is the effective mass of electron and K is a special interaction constant. After some derivation, we arrive at the gap equation

$$\Delta = \hbar\omega_D \sinh^{-1}\left(\frac{Ka}{\gamma + \frac{1}{2}}\right), \quad (3)$$

where we assume the integral range of k' in Eq. (2) are the same for each subband. a is the finite width of the film. The result is the same as in ref. [1]. The critical transition temperature is given by

$$k_B T_c = 1.14 \hbar\omega_D \exp\left(-\frac{Ka}{\gamma + \frac{1}{2}}\right). \quad (4)$$

For a specific sample, the electron density is fixed. The maximum value of γ (the highest occupied sub-band n) can be found from the chemical potential by the relation $N = 2 \sum_{nk} N_{nk}$ where $N_{nk} = [\exp(\xi_{nk})/k_B T + 1]^{-1}$ is the Fermi distribution function[20]. At $T = 0$, we have

$$\mu = \frac{\pi a \hbar^2}{\gamma M} \left[\frac{N}{V} + \frac{\pi}{6a^3} \gamma \left(\gamma + \frac{1}{2} \right) (\gamma + 1) \right]. \quad (5)$$

Here γ is the maximum value of the occupied sub-band n and is given by the integral value of the expression. It is easy to get the relation between sample thickness a and γ with the same formulae.

$$a^3 = \frac{\pi V}{2N} \left[\gamma^3 - \frac{1}{3} \gamma \left(\gamma + \frac{1}{2} \right) (\gamma + 1) \right]. \quad (6)$$

The Gibbs free energy, the thermodynamic critical field H_c , entropy and specific heat per particle in a superconducting film is given, respectively by

$$F = F_0 + \frac{k_B T}{N} \sum_{mk} \ln[f_{mk}(1 - f_{mk})], \quad (7)$$

$$-\frac{1}{8\pi} H_c^2 = \delta F(T) = -\frac{k_B T}{N} \sum_{mk} \ln \frac{1 + \cosh(\beta E_{mk})}{1 + \cosh(\beta \xi_{mk})}, \quad (8)$$

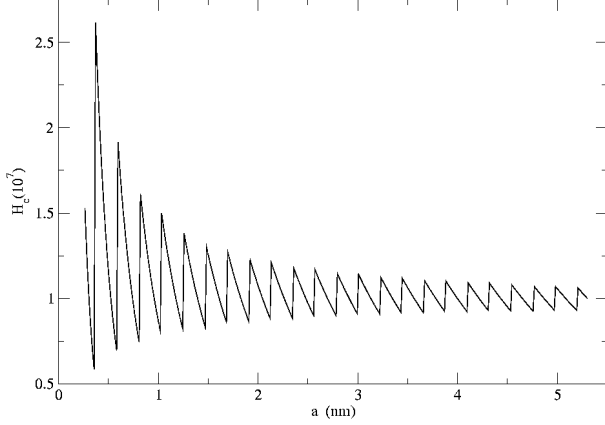


FIG. 2: The thermodynamic critical field H_c as a function of film thickness a at $T = 1K$. All the following graphs, parameters are the same as figure 1.

$$S = -\frac{2}{N} \sum_{mk} [(1 - f_{mk}) \ln(1 - f_{mk}) + f_{mk} \ln f_{mk}], \quad (9)$$

$$C_v = \frac{2\beta^2 k_B}{N} \sum_{mk} \frac{\partial f_{km}}{\partial \xi_{km}} \left(\xi_k^2 + \frac{1}{2} \beta \frac{\partial \Delta_m^2}{\partial \beta} \right), \quad (10)$$

where $f_{km} = (\exp(\beta E_{km}) + 1)^{-1}$ and $\beta = 1/k_B T$.

And the ratio of superconductor-normal tunnelling differential conductance G_{SN} to normal tunnelling differential conductance G_{NN} is

$$\frac{G_{SN}}{G_{NN}} = \int \frac{\text{sign}(\varepsilon)}{\sqrt{\varepsilon^2 - \Delta^2}} \frac{\partial f(\varepsilon + eV)}{\partial \varepsilon} d\varepsilon. \quad (11)$$

The result of gap at $T = 0K$ and the superconducting transition temperature is shown in FIG.(1) without considering of the phonon confinement. We could see that the gap and the transition temperature all oscillate with the thickness of the thin film. The similar results were obtained by others[1]. But in this paper, we did not use the boundary condition as given by Ming Yu and Myron

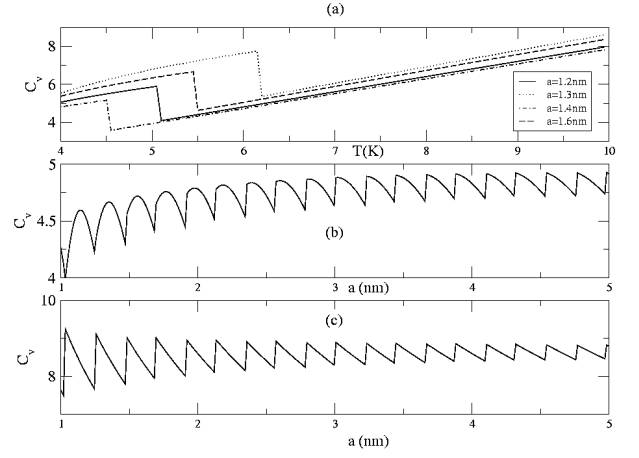


FIG. 3: (a) The variation of specific heat with temperature T at different thickness a . The specific heat versus film thickness a at superconducting state ($T=3.5K$) and at normal state ($T=10K$) is shown respectively in (b) and (c).

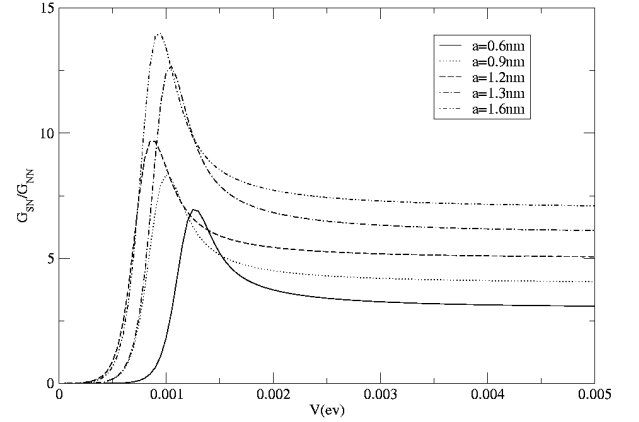


FIG. 4: $\frac{G_{SN}}{G_{NN}}$ as the function of applied voltage V with different thickness a at $T = 1K$.

Strongin[17], so the envelope curve for the gap with decreasing thickness does not show a reduction in T_c . With the increasing of the film thickness, these two quantities tend to reach fixed values corresponding to the bulk situation. The thermodynamics critical field H_c is also exhibited in FIG.(2). We also find the oscillation of H_c with the thickness of the film, although no experimental available yet. However, QSE on the perpendicular upper critical field H_{c2} in the ultra-thin lead film has been reported [23] whose oscillation is out of phase with the H_c oscillation.

The specific heat is also calculated with Eq.(10). In FIG.(3), we show the specific heat for the superconducting and the normal states, and both oscillate with the film thickness. We also find a jump of specific heat at the critical temperature. Meanwhile, it will be interesting to see

whether the jump of the specific heat also oscillates with the thickness. Hopefully, all these results will be verified in future experiments. The tunnelling differential conductance versus bias voltage calculated from Eq. (11) is also shown in FIG.(4). The peak of the conductance is almost at $eV = \Delta_n$. Because in our model all the energy gaps of each subband are assumed to be the same, we could only find one peak in the tunnelling conductance. But the height of the peak will depend on the thickness. This comes from different sub-bands contained in the thin film. The more subbands contained in the thin film, the higher peak of conductance will exhibit. And we also find that the position of the conductance peak oscillates with thickness. The reason for this kind of oscillation is due to the oscillation of energy gap Δ_n at different thicknesses.

In this paper, we apply multi-band BCS theory to calculate thermodynamic quantities and find their oscillations with the film thickness, including the thermodynamic critical field H_c , the specific heat at normal and superconducting state, the jump of specific heat at transition temperature and the position of differential conductance peak. These oscillations are the manifestations of the QSE. We hope that these interesting oscillations could all be observed experimentally in the future.

Bin Chen was supported by the National Science Foundation of China (10574035)(10274070) and NSF of Zhejiang province (RC02068), EYTP, USA DOE. The Project-sponsored by SRF for ROCS, SEM. X. C. Xie is supported by US-DOE under Grant No. DE-FG02-04ER46124 and NSF-MRSEC under DMR-0080054.

-
- [1] J. M. Blatt and C. J. Thompson, Phys. Rev. Lett. **10**, 332 (1963); C. J. Thompson and J. M. Blatt, Phys. Lett. **5**, 6 (1963); B. Y. Jin and J. B. Ketterson, Adv. Phys. **38**, 189 (1989).
 - [2] N. Trivedi and N. W. Ashcroft, Phys. Rev. B **38**, 12298 (1988); G. Govindaraj and V. Devanathan, Phys. Rev. B **34**, 5904 (1986); D. Calecki, Phys. Rev. B **42**, 6906 (1990); V. K. Arora and F. G. Awad, Phys. Rev. B **23**, 5570 (1981); G. Ajoy, W. W. Schulz, P. B. Allen and N. Trivedi, Phys. Rev. B **45**, 10886 (1992).
 - [3] M. Tinkham, Phys. Rev. **129**, 2413 (1963); D. Saint James and P. G. de Gennes, Phys. Lett. **7**, 306 (1963); G. D. Cody and R. E. Miller, Phys. Rev. Lett. **16**, 697 (1966).
 - [4] B. G. Orr, H. M. Jaeger and A. M. Goldman, Phys. Rev. Lett. **53**, 2046 (1984); A. Piskin and M. Strongin, Phys. Rev. Lett. **55**, 139 (1985).
 - [5] O. Pfennigstorf, A. Petkova, H. L. Guenter and M. Henzler, Phys. Rev. B **65**, 045412 (2002); O. Pfennigstorf, A. Petkova, Z. Kallassy and H. Henzler, Eur. Phys. J. B. **30**, 111 (2002).
 - [6] Yan-Feng Zhang, Jin-Feng Jia, Tie-Zhu Han, Zhe Tang, Quan-Tong Shen, Yang Guo, Z. Q. Qiu and Qi-Kun Xue, Phys. Rev. Lett. **95**, 096802 (2005).
 - [7] F. K. Schulte, Surf. Sci. **55**, 427 (1976).
 - [8] P. J. Feibelman, Phys. Rev. B **27**, 1991 (1983).
 - [9] T. Miller, A. Samsavar, G. E. Franklin and T. C. Chiang, Phys. Rev. Lett. **61**, 1404 (1988); H. Zeng and G. Vidali, *ibid.* **74**, 582 (1995).
 - [10] Z. Zhang, Q. Niu and C.-K. Shih, Phys. Rev. Lett. **80**, 5381 (1998) and references therein.
 - [11] Yang Guo, Yan-Feng Zhang, Xin-Yu Bao *et al.*, Science **306**, 1905 (2004).
 - [12] T.-C. Chiang, Science **306**, 1900 (2004).
 - [13] T. C. Chiang, Surf. Sci. Rep. **39**, 181 (2000).
 - [14] C. M. Wei and M. Y. Chou, Phys. Rev. B **66**, 233408 (2002).
 - [15] Ming Yu, Myron Strongin and A. Paskin, Phys. Rev. B **14**, 996 (1976); R. E. Allen, Phys. rev. B **12**, 3650 (1975).
 - [16] T. valla *et al.*, J. Phys. Condens. Matter **12**, 477 (2002); D.-A. Luh, T. Miller, J. J. Paggal and T.-C. Chiang, Phys. Rev. Lett. **88**, 256802 (2002).
 - [17] M. J. Burns *et al.*, Solid State Commun. **51**, 865 (1984).
 - [18] P. Saalfrank, Surface Science **274**, 449 (1992); Giuliana Materzanini, Peter Saalfrank and Philip J. D. Lindau, Phys. Rev. B **63**, 235405 (2001); I. Vilfan and H. Pfnür, Eur. Phys. J. B **36**, 281 (2003).
 - [19] M. Jalochowski and E. Bauer, Phys. Rev. B **38**, 5272 (1988); M. Jalochowski, E. Bauer, H. Knoppe and G. Lilienkamp, *phys. Rev.* **1345**, 13607 (1992); P. M. Echternach, M. E. Gershenson and H. M. Bozler, Phys. Rev. **1347**, 13659 (1993).
 - [20] E. H. Hwang, S. Das Sarma and M. A. Strosio, Phys. Rev. B **61**, 8659 (2000); H. Suhl, B. T. Matthias and L. R. Walker, Phys. Rev. Lett. **3**, 552 (1959).
 - [21] A. Paskin and A. D. Singh, Phys. Rev. **140**, A1965 (1965).
 - [22] J. C. Nability and M. N. Wybourne, Phys. Rev. B **44**, 8990 (1992); J. Segler and M. N. Wybourne, Phys. Rev. Lett. **69**, 1427 (1992).
 - [23] Xin-Yu Bao, Yan-Feng Zhang, Yupeng Wang, Jin-Feng Jia, Qi-Kun Xue, X. C. Xie, and Zhong-xian Zhao, *cond-mat/0507172*.