

Optimizing synchronizability of networks

Bing Wang^{1,*}, Huanwen Tang¹, Tao Zhou², and Zhilong Xiu³

¹ *Department of Applied Mathematics, Dalian University of Technology, Dalian Liaoning, 116024, P. R. China*

² *Department of Modern Physics and Nonlinear Science Center, University of Science and Technology of China, Hefei Anhui, 230026, P. R. China and*

³ *School of Environmental and Biological Science and Technology, Dalian University of Technology, Dalian Liaoning, 116024, P. R. China*

(Dated: May 24, 2019)

In this paper, we investigate the factors that affect the synchronization of system of coupled oscillators on networks. By using the edge-intercrossing method, we keep the degree distribution unchanged to see other statistical properties' effects on network synchronizability. By optimizing the ratio R of the eigenvalues of the coupling matrix with Memory Tabu Search (MTS), we observe that a network with lower degree of clustering, without modular structure and displaying disassortive connecting pattern may be easier to synchronize. Moreover, by measuring the loop structure of the optimal network, different from most biological and technological networks, we find that the optimal network contains fewer loops of size 3 to 5.

PACS numbers: 89.75.-k 05.45.-a 05.45.Xt

I. INTRODUCTION

Many diverse systems in nature and society have been observed to exhibit the characters of complex networks. And these systems show some common characteristics, including small-world effect [1] and scale-free property [2]. A few of statistical quantities can be used to describe a typical network structure, such as the degree distribution, the average network distance, the clustering coefficient, modularity and assortiveness, etc [3]. And the network structure has significant impact on the dynamical processes taking place on it. Recently, the interplay between the network structure and dynamics has attracted a great deal of attention. One particular issue is the synchronization of individual dynamical processes occurring at the nodes of a given network. Synchronization has been observed in a variety of natural, social, physical and biological networks. It has been shown that the ability of a network to synchronize is generally improved in both small world networks and scale-free networks as compared to regular graphs [4, 5, 6, 7, 8].

How does the network topology affect its synchronizability [9]? Some previous works have shown that the average network distance L is one of the key factors that affect the network synchronizability. The smaller L will lead to better synchronizability [7, 8, 10], while some researchers found that the heterogeneity of degree can strongly affect networks' synchronizability, that is, a more homogeneous network will show better synchronizability compared to the heterogeneous one, though the average distance of a homogeneous network is bigger [11, 12, 13]. In addition, some very recent works demonstrate that the disassortative networks synchronize easier than assortative ones [14], and the increasing clustering

will hinder global synchronization [15].

Most previous works have focused on the effect of a single topological property on the network synchronization. If all the topological properties can simultaneously vary, what will happen? Should a network with better synchronizability have any particular structures? By considering the relationship between the network topology and the dynamics processes on it, synchronizability can be enhanced by modifying the topology of the network [12]. For a given degree distribution, such as power-law, exponential distribution, etc, how to design a network with better synchronizability or what particular stastical properties does the network should possess? Once the synchronizabilities of the networks following different degree distributions are enhanced, will these networks show divers properties or will they enjoy any common characters? For answering these questions, we optimize the network synchronizability directly and with the constraint that keeping all the nodes' degree unchanged, which can be realized by intercrossing a pair of edges to change the connection pattern among different nodes. We find that networks with special degree distributions show some common properties, when their synchronizabilities are enhanced. The numerical results indicate that the topological quantities, including the average distance, clustering, modularity and assortiveness, strongly affect a network's synchronizability. And the optimal networks contain fewer loops of size 3 to 5, which is different from most biological and technological networks.

II. SYNCHRONIZABILITY

network synchronizability can be quantified by the eigenratio of the coupling matrix \mathbf{G} . Consider a network of N identical systems with symmetric coupling between

*Electronic address: bingbignmath@yahoo.com.cn

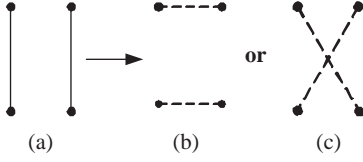


FIG. 1: Intercrossing the endpoints of a pair of edges. (a) the original pair of edges. (b) and (c) are the possible rewirings of a pair of links which may reduce the eigenratio R .

oscillators. The equations of motion for the system are:

$$\dot{\mathbf{x}}_i = \mathbf{F}(\mathbf{x}_i) + \sigma \sum_{j=1}^N G_{ij} \mathbf{H}(\mathbf{x}_j), \quad (1)$$

where $\dot{\mathbf{x}}_i = \mathbf{F}(\mathbf{x}_i)$ governs the dynamics of individual oscillator, $\mathbf{H}(\mathbf{x})$ is the output function and σ is the coupling strength. The $N \times N$ coupling matrix \mathbf{G} is given by

$$G_{ij} = \begin{cases} -k_i & \text{for } i = j \\ 1 & \text{for } j \in \Lambda_i \\ 0 & \text{otherwise} \end{cases} \quad (2)$$

where Λ_i denotes the set of i 's neighbors. All the eigenvalues of matrix \mathbf{G} are nonpositive reals because \mathbf{G} is negative semidefinite and the biggest eigenvalue λ_1 is zero for the rows of \mathbf{G} having zero sum. The eigenvalues are $0 = \lambda_1 \geq \lambda_2 \dots \geq \lambda_N$. And it has been found that there exists an interval (α_1, α_2) on which the output function, that is the largest Lyapunov exponent, is less than zero and the synchronized state is stable. And if $R = \frac{\lambda_N}{\lambda_2} < \frac{\alpha_2}{\alpha_1}$, the network is synchronizable. The eigenratio R depends only on the topology of interactions among oscillators. The impact of having a particular coupling topology on the network's synchronizability is represented by a single quantity $\frac{\lambda_N}{\lambda_2}$: the smaller the ratio, the easier it is to synchronize the oscillators, and vice versa.

Having reduced the problem of the network synchronizability to be finding the eigenratio R of the coupling matrix \mathbf{G} , we shall seek the network with approximately best synchronizability, with a given degree distribution. The problem can then be simply described as follows:

$$\begin{cases} \min R = \frac{\lambda_N}{\lambda_2} \\ \text{s.t. } p(k) \text{ is fixed.} \end{cases} \quad (3)$$

The constraint “ $p(k)$ is fixed” can be realized by intercrossing a pair of edges from the network randomly (see FIG. 1 and Ref. [16, 17] for details).

III. ALGORITHM AND NUMERICAL RESULTS

To find the approximately best value R , we combine the intercrossing processes with a heuristic algorithm,

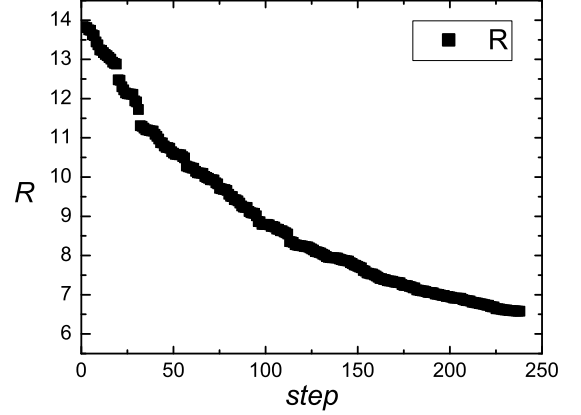


FIG. 2: The eigenratio R of the network evolving from an ER network with size $N = 300$ nodes and average degree $\langle k \rangle = 6$. The horizontal coordinate denotes the steps of the value R being improved.

named Memory Tabu Search (MTS) [18]. The whole algorithm processes are:

step 1: Generate an initial random graph G_0 with N nodes, E edges and a particular degree distribution. Set $G_k^* := G_0$; $k := 0$. Compute the ratio R of G_k^* denoted by $R_{G_k^*}$.

step 2: If a prescribed termination condition is satisfied, stop, otherwise intercrossing the endpoints of a pair of edges randomly, note G .

step 3: If the ratio R of G , denoted by R_G , satisfy $R_G \leq R_{G_k^*}$, $G_{k+1}^* := G$, else if $R_G \leq R_{G_k^*}$, $G_{k+1}^* := G$, else if G does not satisfy the tabu conditions, then $G_{k+1}^* := G$, else $G_{k+1}^* := G_k$. Go to *step 2*.

The following condition is used to determine if a move is tabu: $\frac{|R_{G_k^*} - R_G|}{R_G} > \delta$, which is the percentage improvement or destruction that will be accepted if the new move is accepted. Thus, the new graph at *step 2* is assumed tabu if the total change in the objective function is higher than a percentage δ . In this paper, δ is a random number generated between 0.50 and 0.75. The terminal condition is that the present step is getting to the maximal iteration steps.

To observe different degree variation's effect on the optimal networks, a lot of experiments on Barabási-Albert (BA) networks [2], Erdős-Rényi (ER) networks [19] and small world networks (WS networks [1]) for different network scale have been done, respectively, the statistical properties of the optimal networks show similar trends irrespective of their initial degree variations. Here, for instance, we mainly show the results of ER networks. We start from an ER network of size $N = 300$ and the average degree $\langle k \rangle = 6$ and then perform the optimization processes. For each step of the objective function R

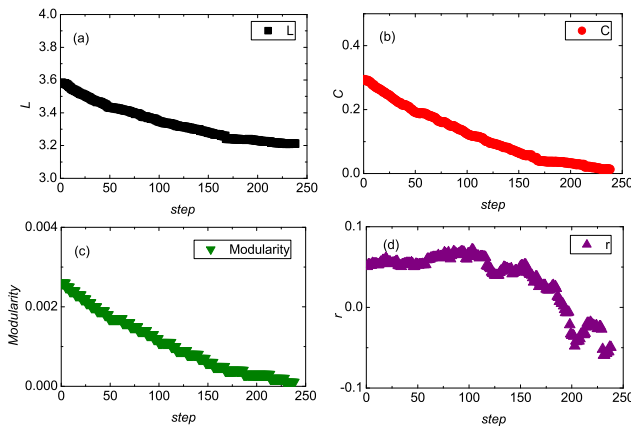


FIG. 3: The statistical properties of the network vs the evolving steps. (a) the average path length L ; (b) the average clustering coefficient C ; (c) modularity of the network; (d) the degree correlation coefficient r . Start from an ER network with $N = 300$ nodes and $\langle k \rangle = 6$.

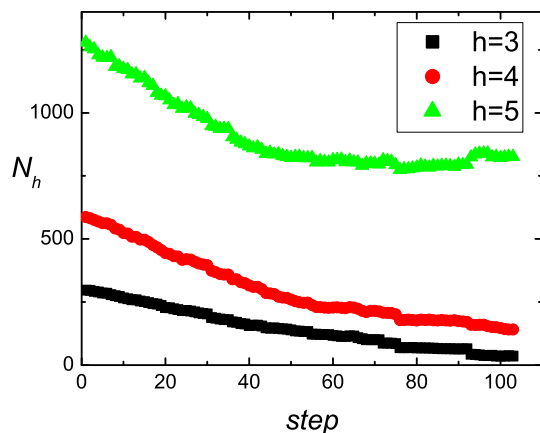


FIG. 4: Number of h -loops, N_h , in the network vs the evolving steps. The value of N_h for $step = 0$ corresponds to the initial ER random network. Points are simulation results for systems with $N = 150$ nodes and $\langle k \rangle = 6$.

being reduced, we record the statistical properties of the present network. The fundamental properties being used to describe a network include the average path length L and the clustering coefficient C . Since community structures are often observed in social and biological networks, we also compute the network's modularity and degree correlation. Pimm proposed that the ratio between the number of neighbors node i and j have in common divided by their total number of neighbors S_{ij} as a simple measure of system modularity [20]. The average modularization *Modularity* is the average of S_{ij} across all

nodes:

$$Modularity = \frac{1}{N(N-1)} \sum_{i=1}^N \sum_{j=1}^N S_{ij} \quad (4)$$

In addition, many real-life networks display nonzero degree-degree correlations. A network is termed as *disassortive* if high degree nodes tend to connect with low degree ones. It can be quantitatively described as [21]

$$r = \frac{M^{-1} \sum_i j_i k_i - [M^{-1} \sum_i \frac{1}{2}(j_i + k_i)]^2}{M^{-1} \sum_i \frac{1}{2}(j_i^2 + k_i^2) - [M^{-1} \sum_i \frac{1}{2}(j_i + k_i)]^2} \quad (5)$$

where $j_i, k_i (i = 1, 2, \dots, M)$ are the degrees of nodes at the end of the i th edge, with $i = 1, \dots, M$, and M denotes the edge number in the network. Interestingly, social networks show positive correlation, while technological and biological networks show disassortative mixing [21]. In FIG. 2, we report the values of the eigenratio R vs the evolving steps, which are the ones of R being reduced. The corresponding characters including the average distance L , the clustering coefficient C , the modularity and the degree correlation coefficient r are shown in FIG. 3. One trivial results is the networks with better synchronizability are of shorter average distance. More interesting, we observe that the degree correlation coefficient decreases from zero to negative, that is, the bigger the node degree, the more possible it is connected to the lower one. In the whole process, the average clustering coefficient reduces monotonely. The lower clustering and disassortative pattern of the optimal network are consistent with some previous results [14, 15]. The network modularity value decreases too, which may indicate that a network with strong modular structures may be more difficult to synchronize than the one without it. Since most of social networks especially collaboration networks show small-world characters (that is, high clustering and small distance) and strong modularity [23, 24, 25], the characters of high clustering and strong modularity may hinder these networks' synchronizability.

IV. LOOP STRUCTURE IN THE OPTIMAL NETWORK

It has been found that many biological networks and technological networks contain network motifs, subgraphs appearing more often than that observed in random graphs with the same degree sequence [26, 27]. Loop is one of the most natural and simple class subgraphs, for it accounts for the multiplicity of paths between any two nodes [28]. To examine whether the optimal networks show similar loops structure, we measure the number of loops from size 3 to 5 in the optimal network. In FIG. 4, we show the number of loops in the network, which evolves from an ER random network. We observe that the number of loops (size 3 to 5) drops drastically during the optimization processes. Interestingly, compared

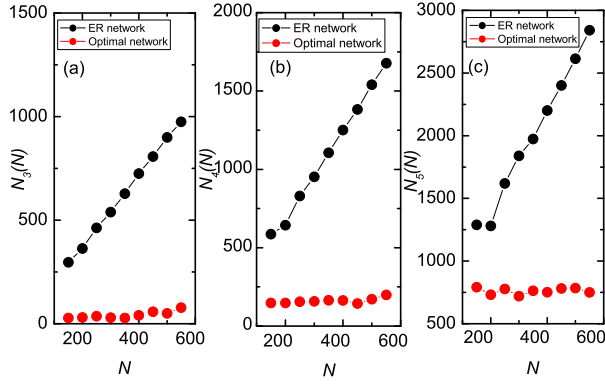


FIG. 5: Number of h -loops vs N in ER random networks and the optimal networks, respectively. (a) $h = 3$; (b) $h = 4$; (c) $h = 5$.

with the initial ER random network, the number of loops of order 3, 4, 5 in the optimal network remain stable and are very small, even when the network scale grows from $N = 150$ up to $N = 550$ (see FIG. 5). All these results indeed state that the optimal networks belong to a class of networks in which there are fewer loops structure, which may be different from the structures of most biological and technological networks. This phenomenon may deserve deep explorations in local structures of both network models and real networks. We suggest that the

existence of large amounts of loops may hinder the network synchronizability and a reasonable design of a network with good synchronizability is to reduce the number of the lower order loops.

V. CONCLUSIONS

In summary, we have used a heuristic algorithm, tabu search, to optimize the network's synchronizability by changing the connection pattern between different pairs of nodes while keeping the degree variance unchanged. Starting from networks of different degree distributions including random networks, scale-free networks and small-world networks respectively, we have obtained the similar results of the optimal networks although only the case of ER networks are shown here. The numerical results strongly indicate that a network with shorter path length, lower degree of clustering, without modular structure and nodes connecting according to disassortive pattern may be easier to synchronize. Aside, the loop structures in the optimal network have been investigated. Unexpectedly, we observed that, even for a large network scale, the optimal network contains fewer loops of order 3, 4, 5, which is different from many biological and technological networks (which contain large number of loops and exhibit strong synchronizability), so the local structure of the optimal network should deserve deep explorations.

-
- [1] D. J. Watts, S. H. Strogatz, *Nature* **393**, 440(1998).
 - [2] A. -L. Barabási, R. Albert, *Science* **286**, 509(1999).
 - [3] R. Albert, A. -L. Barabási, *Rev. Mod. Phys.* **74**, 47(2002); M. E. J. Newman, *SIAM Rev.* **45**, 167(2003); S. N. Dorogovtsev, F. F. Mendes, *Adv. Phys.* **51**, 1079(2002).
 - [4] L. F. Lago-Fernández, R. Huerta, F. Corbacho, J. A. Sigüenza, *Phys. Rev. Lett.* **84**, 2758(2000).
 - [5] P. M. Gade and C.-K. Hu, *Phys. Rev. E* **62**, 6409(2000).
 - [6] X. F. Wang, G. Chen, *Int. J. Bifurcation Chaos* **12**, 187(2002).
 - [7] M. Barahona, L. M. Pecora, *Phys. Rev. Lett.* **89**, 054101(2002).
 - [8] P. G. Lind, J. A. C. Gallas, H. J. Herrmann, *Phys. Rev. E* **70**, 056207(2004).
 - [9] L. Donetti, P. I. Hurtado, M. A. Muñoz, *Phys. Rev. Lett.* **95**, 188701(2005).
 - [10] T. Zhou, M. Zhao, B.-H. Wang, *cond-mat/0508368*.
 - [11] T. Nishikawa, A. E. Motter, Y. -C. Lai, F. C. Hoppensteadt, *Phys. Rev. Lett.* **91**, 014101(2003).
 - [12] M. Zhao, T. Zhou, B. -H. Wang, W. -X. Wang, *Phys. Rev. E* **72**, 057102(2005).
 - [13] H. Hong, B. J. Kim, M. Y. Choi, H. Park, *Phys. Rev. E* **69**, 067105(2004).
 - [14] M. di Bernardo, F. Garofalo, F. Sorrentino, *cond-mat/0504335*.
 - [15] P. N. McGraw, M. Menzinger, *Phys. Rev. E* **72**, 015101(2005); X. Wu, *et al*, *arXiv: cond-mat/0511655*.
 - [16] S. Maslov, K. Sneppen, *Science* **296**, 910(2002).
 - [17] B. J. Kim, *Phys. Rev. E* **69**, 045101(2004).
 - [18] M. -J. Ji, H. -W. Tang, *Applied mathematics and computation* **159**, 449(2004).
 - [19] P. Erdős, A. Rényi, *Publ. Math.* **6**, 290(1959).
 - [20] S. Pimm, *Oikos* **35**, 139(1980).
 - [21] M. E. J. Newman, *Phys. Rev. Lett.* **89**, 208701(2002).
 - [22] M. E. J. Newman, *Eur. Phys. J. B* **38**, 321(2004).
 - [23] M. E. J. Newman, *Phys. Rev. E* **64**, 016131(2001).
 - [24] P. -P. Zhang, *et al*, *Physica A* **360**, 599(2006).
 - [25] M. E. J. Newman, *Phys. Rev. E* **64**, 016132(2001).
 - [26] S. Shen-Orr, R. Milo, S. Mangan, U. Alon, *Nature Genetics* **31**, 64(2002).
 - [27] R. Milo, S. Shen-Orr, S. Itzkovitz, N. Kashtan, D. Chklovskii, U. Alon, *Science* **298**, 824(2002).
 - [28] G. Bianconi, G. Caldarelli, A. Capocci, *Phys. Rev. E* **71**, 066116(2005).