

# Numerical estimate of finite size corrections to the free energy of the SK model using Guerra–Toninelli interpolation

Alain Billoire

*Service de physique théorique, CEA Saclay, 91191 Gif-sur-Yvette, France.*

(Dated: May 24, 2019)

I use an interpolating formula introduced by Guerra and Toninelli to investigate numerically the finite size corrections to the free energy of the Sherrington–Kirkpatrick model. The results are compatible with a  $(1/12N) \ln(N/N_0)$  behavior at  $T_c$ , as predicted by Parisi, Ritort and Slanina, and a  $1/N^{2/3}$  behavior below  $T_c$ .

PACS numbers: PACS numbers: 75.50.Lk, 75.10.Nr, 75.40.Gb

Many years after their discovery, spin glasses remains a challenge for experimentalists, theoreticians and more recently computer scientists and mathematicians. Numerical simulations have been used heavily in order to investigate this problem. Numerical simulations are obviously limited to finite systems. Simulations of spin glasses are indeed limited to very small systems, due to the need to repeat the simulation for many disorder samples (this is related, at least for mean field models, to the lack of self-averaging), and to the bad behavior, as the system size grows, of all known algorithms. A detailed understanding of finite size effects of spin glass models is accordingly highly desirable. The problem is also interesting in its own sake[1, 2, 3].

Here I study the finite size behavior of the Sherrington–Kirkpatrick model[4], a well know infinite connectivity model, introduced originally in order to have a solvable starting point for the study of “real” finite connectivity spin glasses, and that turned out to have a complex fascinating structure, to the point of becoming[5] “a challenge for mathematicians”.

The partition function of the  $N$  sites Sherrington–Kirkpatrick model is

$$\begin{aligned} Z_N &= \exp(-\beta N F_N(T)) \\ &= \sum_{\{\sigma\}} \exp\left(\frac{\beta}{\sqrt{N}} \sum_{1 \leq i < j \leq N} J_{i,j} \sigma_i \sigma_j\right), \end{aligned}$$

where  $\beta = 1/T$  is the inverse temperature, the  $\sigma_i$ 's are Ising spins, and the  $J_{i,j}$ 's independent, identically distributed, Gaussian random numbers with zero mean and unit square deviation. In the paramagnetic phase, the finite size behavior of the disorder-averaged free energy  $\overline{F}_N(T)$  can be computed as an expansion in powers of  $1/N$ , as shown by Parisi, Ritort and Slanina[1]. One starts from the equation [6]

$$\begin{aligned} \beta \overline{F}_N(T) &= -\ln 2 - \frac{\beta^2}{4} \\ &- \lim_{n \rightarrow 0} \frac{1}{nN} \ln \int \left( \prod_{a < b} \sqrt{\frac{NT^2}{2\pi}} d\tilde{q}_{a,b} \right) e^{-N\mathcal{H}(\tilde{q})}, \end{aligned} \quad (1)$$

$$\begin{aligned} \mathcal{H}(\tilde{q}) &= \frac{\tau}{4} \sum \tilde{q}_{a,b}^2 - \frac{1}{6} \sum \tilde{q}_{a,b} \tilde{q}_{b,c} \tilde{q}_{c,a} \\ &- \frac{1}{8} \sum \tilde{q}_{a,b} \tilde{q}_{b,c} \tilde{q}_{c,d} \tilde{q}_{d,a} + \frac{1}{4} \sum \tilde{q}_{a,b}^2 \tilde{q}_{a,c}^2 \\ &- \frac{1}{12} \sum \tilde{q}_{a,b}^4, \end{aligned} \quad (2)$$

where  $\tau = (T^2 - 1)/2$ , the field  $\tilde{q}$  is a real symmetric  $n \times n$  matrix, with  $\tilde{q}_{\alpha,\alpha} = 0$ . The matrix  $\tilde{q}$  has been rescaled by a factor  $1/T^2$  (namely  $\tilde{q} = q/T^2$ ), and the terms of order  $\tilde{q}^5$  and higher have been omitted from the effective Hamiltonian  $\mathcal{H}(\tilde{q})$ . In the paramagnetic phase, one can expand the integrand around the saddle point  $\tilde{q}_{\alpha,\beta} = 0$ . Keeping the quadratic term only in  $\mathcal{H}$  gives

$$\beta \overline{F}_N(T > 1) = -\ln 2 - \frac{\beta^2}{4} - \frac{1}{4N} \ln(2\tau/T^2). \quad (3)$$

Treating perturbatively the interaction terms in  $\mathcal{H}$  one builds[1] a loop expansion for the finite size corrections to the free energy. The  $k$  loops term goes like  $1/N^k$ , with the most diverging contribution as  $T \rightarrow 1$  (namely  $\propto 1/(N^k \tau^{3(k-1)})$ ) coming from the order  $\tilde{q}^3$  term in the Hamiltonian. Summing up these contributions, one obtains [1] at the critical temperature

$$\beta \overline{F}_N(T = 1) = -\ln 2 - \frac{1}{4} + \frac{\ln N}{12N} + \frac{F_{(-1)}}{N} + \dots \quad (4)$$

The computation [1] of the constant  $F_{(-1)}$  requires a non-perturbative extrapolation. Different prescriptions give unfortunately quite different values for  $F_{(-1)}$ , in the approximate range  $[-0.2, +0.2]$ . It is not known how to extend the above analysis to the spin-glass phase. Numerical works indicate that the ground state energy scales like[7, 8, 9, 10]  $\overline{E}_N - \overline{E}_\infty \propto N^{-2/3}$ , and that the internal energy have the same behavior[1] at  $T_c$  (see however [11]).

In this note, I introduce a numerical method to compute the finite size corrections to the free energy, based on Guerra and Toninelli interpolation method. They introduced the partition function

$$\begin{aligned}
Z_N(t) = & \sum_{\{\sigma\}} \exp(\beta \sqrt{\frac{t}{N}} \sum_{1 \leq i < j \leq N} J_{ij} \sigma_i \sigma_j) \\
& + \beta \sqrt{\frac{1-t}{N_1}} \sum_{1 \leq i < j \leq N_1} J'_{ij} \sigma_i \sigma_j \\
& + \beta \sqrt{\frac{1-t}{N_2}} \sum_{N_1 < i < j \leq N} J''_{ij} \sigma_i \sigma_j,
\end{aligned} \quad (5)$$

that involves a parameter  $t$  which interpolates between the SK model with  $N$  sites ( $t = 1$ ) and two uncoupled SK models with  $N_1$  and  $N_2 = N - N_1$  sites ( $t = 0$ ). In what follows  $N_1 = N_2 = N/2$ . The  $J$ s,  $J'$ s and  $J''$ s are independent identically distributed Gaussian random numbers. It is easy to show that

$$\begin{aligned}
\frac{F_N - F_{N/2}}{T} &= \frac{\beta^2}{4} \int_0^1 dt \left\langle (q_{12})^2 - \frac{1}{2}(q_{12}^{(1)})^2 - \frac{1}{2}(q_{12}^{(2)})^2 \right\rangle \\
&= \frac{\beta^2}{4} \int_0^1 dt \mathcal{D}(t) \quad \mathcal{D}(t) \geq 0,
\end{aligned} \quad (6)$$

where

$$\begin{aligned}
q_{12} &= \frac{1}{N} \sum_{i=1}^N \sigma_i \tau_i, \quad q_{12}^{(1)} = \frac{2}{N} \sum_{i=1}^{N_1} \sigma_i \tau_i, \\
q_{12}^{(2)} &= \frac{2}{N} \sum_{i=N_1+1}^N \sigma_i \tau_i.
\end{aligned} \quad (7)$$

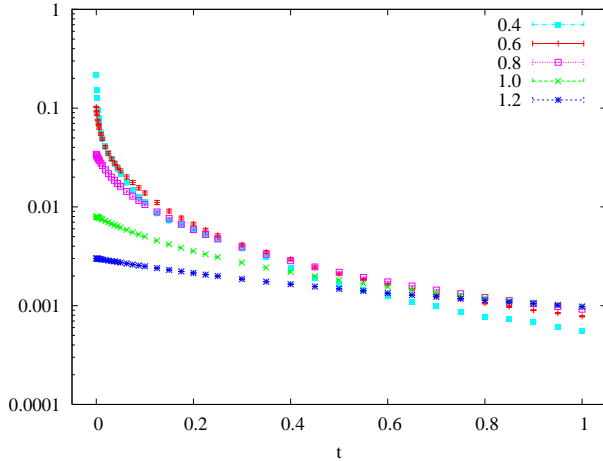


FIG. 1: Minus  $\mathcal{D}(t)$  as a function of  $t$  (both in logarithmic scale) for  $N = 1024$  and temperatures 0.4, 0.6, ..., 1.2.

The rhs of equation 6 can be evaluated with Monte Carlo simulation. I use the Parallel Tempering algorithm, with  $T \in [0.4, 1.3]$  and uniform  $\Delta T = 0.025$ . A total of  $210^5$  sweeps of the algorithm was used for every sample. The quenched couplings have a binary distribution

in order to speed up the computer program (as shown in reference [1] the leading finite size correction is the same as for Gaussian coupling). Systems of sizes  $N$  from 128 to 1024 have been simulated with 128 disorder samples for each system size (but for  $N = 1024$ , where I used 196 samples). The integration over  $t$  was done with the trapezoidal rule, with 39 non uniformly spaced points. Integrating with only half of the points results in a very small effect on the integrand (smaller than the estimated statistical error).

Figure 1 shows the integrand  $\mathcal{D}(t)$  as a function of  $t$  for the largest system and several temperatures. The integrand is concentrated around  $t = 0$ , and I have chosen accordingly the discretization of  $t$ . One notices that  $\mathcal{D}(t = 0)$  is more and more negative as  $T$  decreases, as predicted by the formula  $\mathcal{D}(t = 0) = -\overline{(q_{12})^2}$ , and that  $\mathcal{D}(t = 1)$  is weakly dependent on  $T$ , as expected from the identity  $\mathcal{D}(t = 1) = 1/(N-1)(\overline{(q_{12})^2} - 1)$ , which is weakly dependent on  $T$  (for not too small  $T$ 's) since  $\overline{(q_{12})^2}$  is small compared to one.

In the low  $T$  phase, a remarkable scaling is observed as one plots the ratio  $\mathcal{D}(t)/\mathcal{D}(t = 0)$  as a function of  $tN^{2/3}$ , as shown in figures 2. It means that, to a good approximation, one has  $C(t)/C(0) = F(tN^{2/3})$ , with  $F(x)$  decaying faster than  $1/x$  for large  $x$ , making the integral in equation 6 converge. One has accordingly in the low  $T$  phase  $F_N - F_\infty \propto 1/N^{2/3}$ .

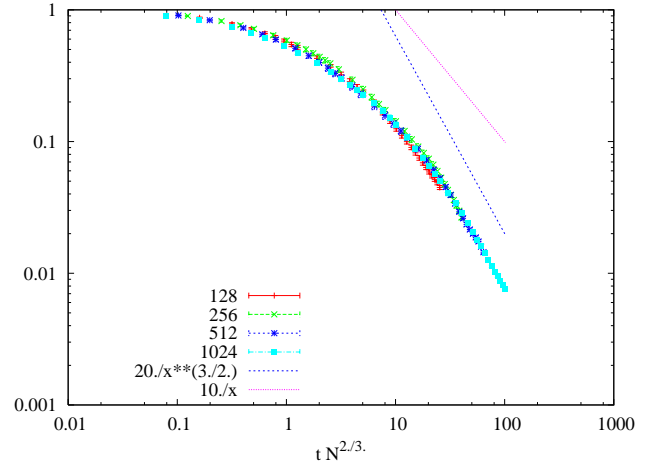


FIG. 2:  $\mathcal{D}(t)/\mathcal{D}(t = 0)$  as a function of  $tN^{2/3}$  (both in logarithmic scale), for  $T = 0.6$ . The two straight lines are here to guide the eyes.

The situation is different at  $T_c$ , as shown in figure 3, the ratio  $\mathcal{D}(t)/\mathcal{D}(t = 0)$  scales with a different exponent, namely like  $F(tN^{1/3})$ , with a large  $x$  behavior compatible with  $F(x) \propto 1/x$ . This is in agreement with formula 4 (In this model one has  $\beta/\nu = 2$ ). The data presented at  $T_c$  (Figures 3 and 5) include the results of an additional simulation of a system with  $N = 2048$  sites, limited to the (cheap to simulate) paramagnetic phase, with  $T \in [1.0, 1.3]$ ,  $\Delta T = 0.025$ , with 128 disorder samples, and a

15 points discretization of  $t$ .

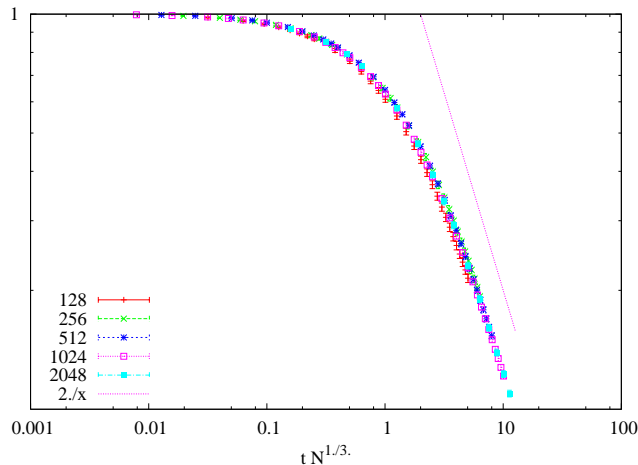


FIG. 3:  $\mathcal{D}(t)/\mathcal{D}(t=0)$  as a function of  $tN^{1/3}$  (both in logarithmic scale), for  $T = T_c$ . The straight line is here to guide the eyes.

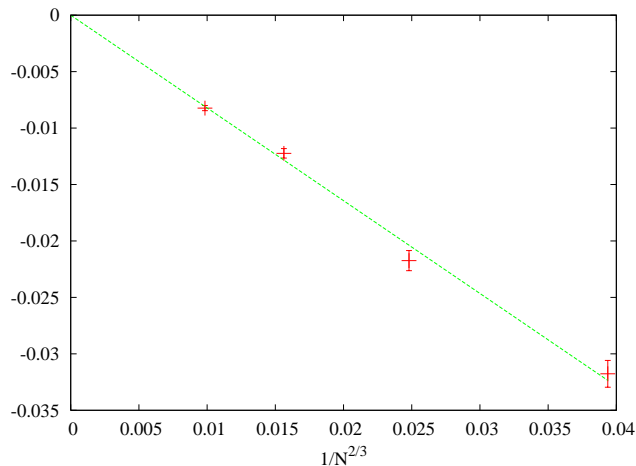


FIG. 4: Numerical data for  $(F_N - F_{N/2})/T$  as a function of  $1/N^{2/3}$  together with a numerical fit to the data of the form  $(F_N - F_{N/2})/T = -A/N^{2/3}$ , with  $A = 0.82 \pm 0.02$ . Here  $T = 0.4$ ,  $N = 128, 256, 512$  and  $1024$ .

Figure 4 shows my estimates, after integrating numerically equation 6, of  $(F_N - F_{N/2})/T$  at  $T = 0.4$  as a function of  $1/N^{2/3}$ , compared to the result of a linear fit  $(F_N - F_{N/2})/T = -A/N^{2/3}$ , with  $A = 0.82 \pm 0.02$ . The agreement is good within estimated statistical errors. A similar agreement is obtained for other values

of  $T$  in the spin glass phase (e.g.  $A = 0.18 \pm 0.01$  for  $T = 0.8$ , and  $A = 0.39 \pm 0.01$  for  $T = 0.6$ ). Figure 5 shows my estimates for  $(F_N - F_{N/2})/T$  at  $T_c$  as function of  $1/N$  together with the prediction of equation 4. A good agreement is obtained using the value  $N_0 = 1/8$ , namely  $F_{(-1)} = \ln(8)/12 = 0.17\dots$ , within the range of results presented by Parisi, Ritort and Slanina [2].

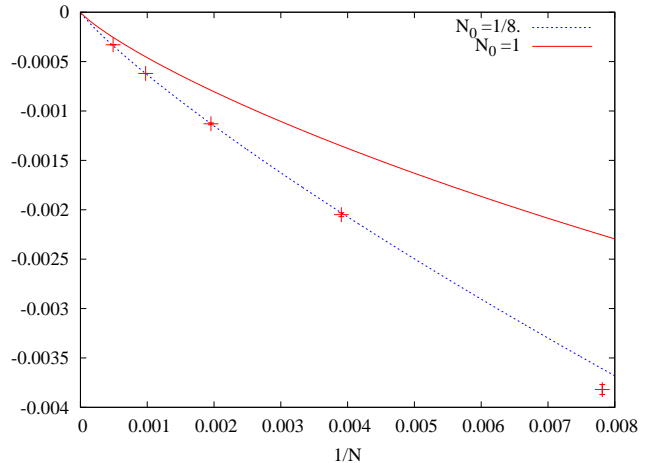


FIG. 5: Numerical data for  $(F_N - F_{N/2})/T$  as a function of  $1/N$ , together with the behavior implied by the equation:  $F_N/T = F_\infty/T + 1/(12N) \ln N/N_0$ , with  $N_0 = 1$  and  $1/8$  respectively. Here  $T = 1$ ,  $N = 128, 256, \dots, 2048$ .

In conclusion, I have shown that the Guerra–Toninelli interpolation provides an efficient method to evaluate numerically the finite size corrections to the free energy of the Sherrington–Kirkpatrick model. The integrand  $\mathcal{D}(t)$  exhibits a remarkable scaling as function of the interpolation parameter  $t$  and the system size  $N$ . At the critical temperature, the results for the free energy are in agreement with the predicted  $(1/12N) \ln(N/N_0)$  behavior of the finite size correction, and allow the estimate  $N_0 \approx 1/8$ . In the low temperature phase, the results indicates that the leading correction behaves like  $N^{-2/3}$ .

## I. ACKNOWLEDGMENTS

This work originates from a discussion with Giorgio Parisi. I thank him for his enlightening advises. I also acknowledge email exchanges with Frantisek Slanina. The simulation was performed at CCRT, the CEA computer center at Bruyères-le-Châtel, using  $\approx 32000$  hours of 1.25 GHz alpha EV68.

- [1] G. Parisi, F. Ritort and F. Slanina, J. Phys A **26** 247 (1992).
- [2] G. Parisi, F. Ritort and F. Slanina, J. Phys A **26**, 3775 (1993).

- [3] M. Moore, [cond-mat/0508087](#).
- [4] D. Sherrington, and S. Kirkpatrick, Phys. Rev. Lett **35** 1792 (1975).
- [5] M. Talagrand, *Spin Glasses: a challenge for mathematics*

- cians. Mean field theory and cavity method*, Springer Verlag, Berlin (2003).
- [6] A. Bray and M. Moore, Phys. Rev. Lett **51** 1068 (1978).
  - [7] M. Palassini, PhD thesis, 2000 (unpublished).
  - [8] M. Palassini, [cond-mat/0307713](#).
  - [9] J.-P. Bouchaud, F. Krzakala, and O.C. Martin, Phys. Rev. B **68**, 224404 (2003).
  - [10] S. Boettcher, Eur. Phys. J. B **31**, 29 (2003).
  - [11] H. G. Katzgraber, and I. A. Campbell, Phys. Rev. B **68**, 180402(R) (2003).
  - [12] G. Guerra and F. L. Toninelli, Commun. Math. Phys. **230** 1, 71 (2002).