

Sensitivity of arrest in mode-coupling glasses to low- q structure

M. J. Greenall, Th. Voigtmann, P. Monthoux and M. E. Cates
*SUPA, School of Physics, The University of Edinburgh,
 JCMB King's Buildings, Edinburgh EH9 3JZ, United Kingdom*
 (Dated: May 24, 2019)

We quantify, within mode coupling theory, the sensitivity of arrest in a glass-former to its structure, by studying the functional derivative $\delta F(q)/\delta S(q')$, with $F(q)$ the nonergodicity parameter and $S(q)$ the structure factor. In repulsion-dominated glasses, we find a strong sensitivity to structure at wavevectors *below* the structure factor peak at $q_0 = 2\pi/d$: an increase in $S(q_0/2)$ lowers $F(q)$ over a wide q -range. This strong sensitivity to ‘caged cage’ packing effects, on length scales of order $2d$, is much weaker in attractive glasses where short-range bonding dominates the steric caging effect.

PACS numbers: 64.70.Pf, 61.20.-p

The mode-coupling theory (MCT) of the glass transition is a dynamical theory of viscous slowdown and arrest in glass-forming liquids [1, 2], based on the equations of motion for a system of particles interacting by pair potentials. It gives a good description of density relaxation in molecular and (especially) colloidal glass-formers [3]. However, the connection of MCT to the free energy landscape of the system is unclear (see e.g. [4]). It is also difficult to gain insight into the collective physics behind the mode-coupling mechanism, although caging of each particle by its neighbors seems to be a major effect [2, 5].

One major challenge is to understand how the structure of the glass-forming liquid affects the arrested state. In this Letter we address this issue, focussing on the role in arrest of density modulations at lengthscales beyond the near-neighbor spacing that defines the primary ‘cage’. Such modulations were seen in recent experiments and simulations on glass-formers that include silica melts, aromatic compounds, and gelation models [6, 7, 8, 9, 10, 11]; their effect on the glass is not understood.

Our approach mirrors one widely used in superconductivity theory (following [12]), whereby rather than compute the critical temperature T_c for a specified phonon spectrum, it can be more informative to see how T_c responds to small changes in this spectrum [13]. Arrest in glasses is characterized not only by the temperature at which ergodicity is lost, but by a wavelength-dependent nonergodicity parameter $F(q)$ (defined below). This describes the degree of arrest at different length scales, and gives the contribution to elastic scattering of the glass. We therefore choose to study the response of $F(q)$ to small changes in the static structure factor $S(q')$, since $F(q)$ is well-described by MCT even when there is significant error in the location of the glass transition in the phase diagram [3].

Applying this method to hard sphere glasses, we find an unexpected sensitivity to structural features at wavevectors *below* that of the main peak in $S(q)$. This is suggestive of a ‘caged cage’ mechanism, in which structure just beyond the nearest neighbor shell is implicated

in arrest. Modulation on this length scale, creating a positive feature in S below the peak, leads to reduced freezing (smaller F) over a wide q -range: such modulation thus has a cage-softening effect. Remarkably, the same effect is almost absent in glasses stabilized by short-range attractions, reinforcing the idea that a distinct arrest mechanism (bonding not caging) is at work in such glasses. Such short range attraction affects $S(q)$ itself, but subtly, and mostly at high q . Hence, although in MCT $S(q)$ is the sole input to the glass transition, studying $\delta F(q)/\delta S(q')$ can reveal mechanistic subtleties that might otherwise be hard to discern.

To begin, recall that MCT describes the relaxation of the Fourier modes (at wavevector q) of the time autocorrelations of the density fluctuations $\rho_q(t)$

$$\Phi_q(t) = \langle \rho_q(t) \rho_q^*(0) \rangle \quad (1)$$

In the liquid, $F(q) = \lim_{t \rightarrow \infty} \Phi_q(t)$, is zero. MCT however predicts an idealized glass transition at a unique temperature for each system density n , or vice versa [2]. At this transition, the relaxation time of the density fluctuations diverges, so that $F(q)$ becomes nonzero, and the density fluctuations never decay completely. The larger $F(q)$, the stronger the arrest at wavevector q .

The structure of the glass-forming liquid enters MCT through the static structure factor $S(q) = \langle \rho_q(0) \rho_q^*(0) \rangle$ which, apart from the mean number density n , is the only input needed. $F(q)$ satisfies [2]

$$F(q) = S(q)M[F](S(q) - F(q)) \quad (2)$$

which follows from the $t \rightarrow \infty$ limit of the MCT equations of motion for correlators. Using a standard approximation for static three-point correlations, and factoring four-point dynamic ones, we have [2]

$$M[F] = \frac{n}{2q^2} \int d^3k V(\mathbf{q}, \mathbf{k})^2 F(k) F(p) \quad (3a)$$

$$V(\mathbf{q}, \mathbf{k}) = (\mathbf{e}_q \cdot \mathbf{k})c(k) + (\mathbf{e}_q \cdot \mathbf{p})c(p) \quad (3b)$$

where $d\mathbf{k} \equiv dk/(2\pi)$, $\mathbf{e}_q = \mathbf{q}/|q|$ is the unit vector in the \mathbf{q} direction, and $\mathbf{p} = \mathbf{q} - \mathbf{k}$. The direct correlation function $c(q)$ obeys $nc(q) = [1 - S(q)^{-1}]$.

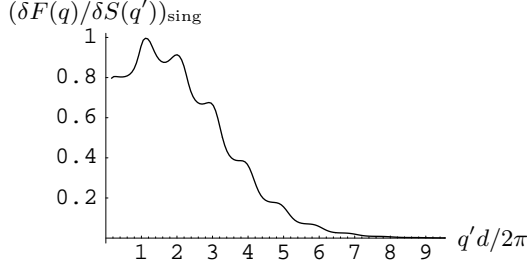


FIG. 1: $(\delta F(q)/\delta S(q'))_{\text{sing}}$ for a system of Percus-Yevick hard spheres of diameter $d = 1$ at volume fraction $\phi \approx 0.5236$, just within the glass phase.

MCT gives a dynamical equation for $\Phi_q(t)$, in which $M[\Phi_q(t)]$ is a memory kernel that produces a frictional feedback mechanism, thought to be directly associated with cage formation [2]. This becomes stronger, eventually leading to the glass transition, as static correlations (governed by $c(q)$) increase.

We now consider only parameter values where $F(q)$ and $S(q)$ change smoothly with n and $c(q)$. (This rules out the glass transition line itself; we return to this elsewhere [14].) Let us calculate $\delta F(q)/\delta S(q')$. This tells us how the degree of arrest at q responds to a small change in $S(q')$ at q' . Equations (3) can be written in terms of q , k and p [15]. Considering small changes $\delta F(q)$ and $\delta S(q')$, we obtain an equation of the form

$$\int dk A(q, k) \delta F(k) = \int dk B(q, k) \delta S(k), \quad (4)$$

where A and B are found from (2) and (3). The calculation of $\delta F(q)/\delta S(q')$ now reduces to the numerical inversion of $A(q, k)$.

All quantities $G(q, k)$ in (4) separate into singular and regular contributions as:

$$G(q, k) = G(q)_{\text{sing}} \delta(q - k) + G(q, k)_{\text{reg}} \quad (5)$$

The singular contribution $(\delta F(q)/\delta S(q'))_{\text{sing}} = F(q)(2S(q) - F(q))/S(q)^2 \delta(q - q')$ gives the same-mode response to a change in $S(q)$. It is essentially zero beyond $qd/2\pi \approx 9$ (see Fig. 1), and nearly constant for low q .

In contrast, the regular part of $\delta F(q)/\delta S(q')$ directly embodies the mode coupling concept – a change in $S(q')$ at q' affects $F(q)$ at all q . In Fig. 2 we show $(\delta F(q)/\delta S(q'))_{\text{reg}}$ for the hard-sphere system of Fig. 1. In Fig. 3 we show $(\delta F(q)/\delta g(r))_{\text{reg}}$, which gives the response of $F(q)$ to changes in the real-space radial distribution function $g(r) = \int q \sin(qr)(S(q) - 1) dq/4\pi^2 r n$. We found qualitatively similar results in other repulsion-dominated glasses, such as Lennard-Jones and fullerene [16] systems, and shallow [17] square-well systems.

The dark patches of Fig. 2 correspond to $(\delta F(q)/\delta S(q'))_{\text{reg}} < 0$, where a density modulation

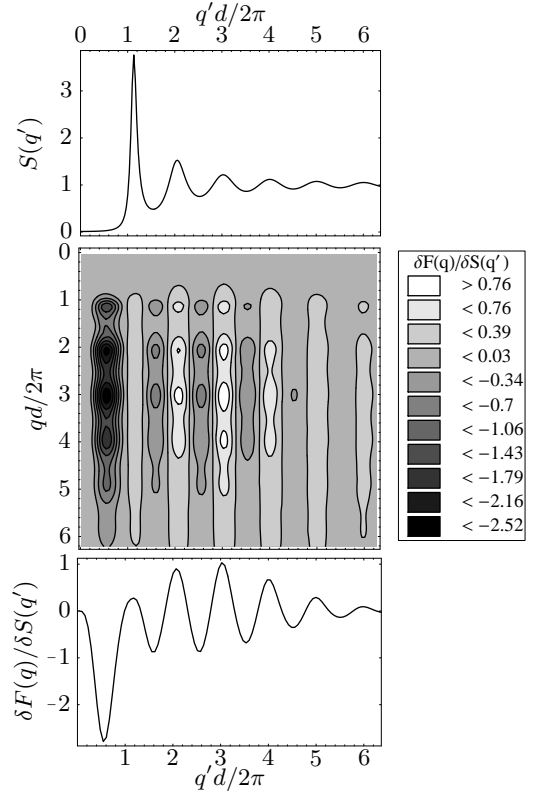


FIG. 2: Fourier space results for hard spheres of diameter $d = 1$ at volume fraction $\phi \approx 0.5236$. Top panel: structure factor; middle panel: $(\delta F(q)/\delta S(q'))_{\text{reg}}$; bottom panel: cut through derivative at $qd = 19$.

$\delta S(q') > 0$ will reduce $F(q)$, softening the glass. In light areas, $(\delta F(q)/\delta S(q'))_{\text{reg}} > 0$, giving the opposite effect. The oscillations of the functional derivative are closely aligned with those of $F(q)$ and $S(q')$, with period near to the hard-core wavenumber $q_0 = 2\pi/d$. We see that $\delta S(q') > 0$ at $q'd/2\pi = 1$ will increase $F(q)$ for (almost) all q . This confirms the belief that strengthening the first peak in $S(q')$ promotes arrest. Less known is that this also holds for $q'd/2\pi = N$ with N integer.

To better understand the oscillations of $\delta F/\delta S$, we now consider a finite increment in which the volume fraction of hard spheres is increased from $\phi = 0.5236$ to $\phi^* = 0.5241$. The resulting $\Delta S(q')$ is shown in Fig. 4. On compression, the main peak in $S(q')$ strengthens and shifts to higher q' . This gives the ‘blip’, with a larger positive than negative contribution, at $q'd/2\pi \sim 1$. One also sees oscillations about zero in $\Delta S(q')$ at higher q' , as the peaks and troughs of $S(q')$ become greater. However, these oscillations align with those of $\delta F(q)/\delta S(q')$, whereas the region of $\Delta S(q') < 0$ at low q' is in an area of $\delta F/\delta S < 0$. Hence $\Delta F(q)$, also shown in Fig. 4, is everywhere positive, as would be expected upon compression, except for its own ‘blip’ at $qd/2\pi \sim 1$. The latter stems from $(\delta F/\delta S)_{\text{sing}}$; its negative section can be ‘scaled out’ by studying instead $\Delta' F(q) \equiv F(q^*, \phi^*) - F(q, \phi)$ (see

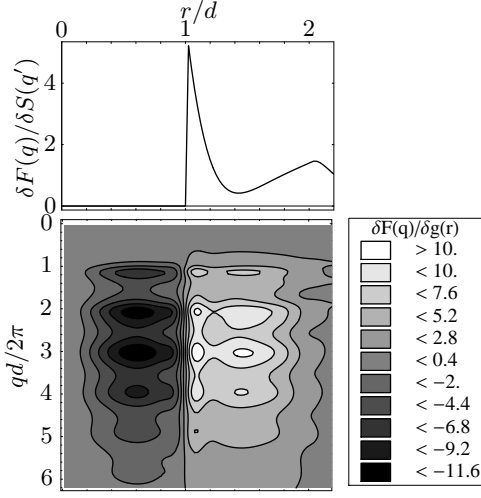


FIG. 3: Real space results for $d = 1$ hard spheres at volume fraction $\phi \approx 0.5236$. Upper panel: radial distribution function; lower panel: $(\delta F(q)/\delta g(r))_{\text{reg}}$

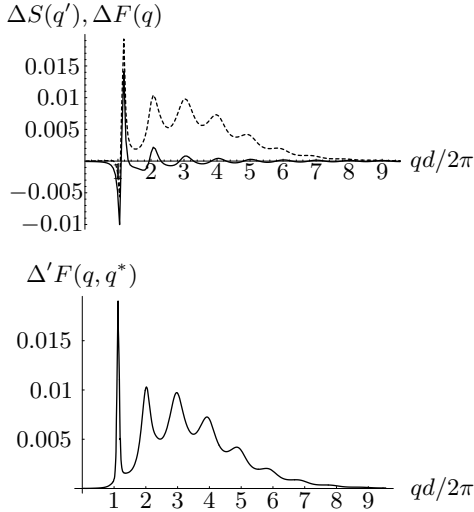


FIG. 4: Upper panel: $\Delta S(q)$ (solid line) and $\Delta F(q)$ (dotted line) for a system of hard spheres of diameter $d = 1$ when the volume fraction is changed from $\phi \approx 0.5236$ to $\phi^* \approx 0.5241$. Lower panel: $F(q^*, \phi^*) - F(q, \phi)$.

Fig. 4), with $q^* = (\phi^*/\phi)^{1/3}q$. This removes the purely geometric effect of compression on peak positions.

On top of the oscillations, there are two other remarkable features of $\delta F(q)/\delta S(q')$. First, Fig. 2 shows a broad modulation envelope, maximal at relatively high $qd/2\pi \approx q'd/2\pi \approx 3$. The underlying period $q_0 = 2\pi/d$ means that this feature becomes localised around $r = d$ in the real-space result (Fig. 3): it signifies strong sensitivity to changes in structure just beyond the hard-sphere diameter. Since it is broad in q -space, it is narrow

in real space, and could be associated with a localization length. (This interpretation is broadly consistent with the n -dependence, not shown, of the peak in the q -space envelope.) Since $\delta F(q)/\delta g(r) > 0$ here, short-range bonding, which increases g , also increases F . This might appear paradoxical, as such bonding can melt the glass, leading to a sharp jump of $F \rightarrow 0$ [17, 18, 19]. However, assuming smooth variations with $c(q)$ keeps us in the glass, where F is indeed increased by bonding (see e.g. [17]).

The second striking feature of $\delta F(q)/\delta S(q')$ is a deep, long trough at around $q' = q_0/2 = \pi/d$ (Fig. 2). This tells us that adding $\delta S(q') > 0$ at low q' will reduce arrest over a wide range of q . This feature gives a modulation with period $\approx 2d$ in the real-space derivative (Fig. 3), helping to create an emphatic sign change at $r \simeq d$, such that that $\text{sgn}(\delta F(q)/\delta g(r)) = \pm 1$ for $r \gtrless d$. This has two consequences: first, raising $g(r)$ for $r < d$ reduces $F(q)$ and softens the glass (as expected, since the effective diameter of the particles is reduced). Second, the strongly positive region (at $r > d$) shows sensitivity to changes in $g(r)$ beyond the nearest-neighbor shell. Fig. 3 shows that the strongest sensitivity is at $r_{\text{min}} \sim 1.5d$, where $g(r)$ has a minimum; filling in this minimum strongly favors arrest. Adding weight at $g(r_{\text{min}})$ could strengthen cages by promoting ‘interstitial’ particles between the first and second neighbor shells. This ‘caged cage’ effect is unrecognized in pictorial descriptions of MCT, which emphasize nearest-neighbor crowding only. At the same time, the trough in Fig. 2 shows that density modulation at $q' \sim \pi/d$, as might arise through incipient microphase separation [10], strongly softens the glass. (Such modulation might allow more local ‘rattle room’ to develop.)

Remarkably, both the trough, and the consequences of it just outlined, are almost wiped out if strong short-ranged attractions are introduced into the system. Indeed, we find that at the crossover from a repulsive to an attractive-dominated glass (see e.g. [17, 18]), the trough shrinks in depth by a factor of around 100. This reinforces the view that, in such glasses, arrest is primarily determined by bonding (enhancing the peak in $g(r)$ close to contact) rather than by the steric confinement effects seemingly responsible for the trough. We return below to the wider implications of this result.

To gain an alternative view of the trough, note that the vertex V in (3) involves $c(q)$, not $S(q)$, and that $\delta S(q)/\delta c(q) = nS(q)^2$. Since $S(q)$ is small for $q < q_0$, $\delta c/\delta S$ is large: V is sensitive to small changes in $S(q)$ here. Also, in this region $c(q)$ is negative; increasing correlations makes it more so, and (within MCT at least) makes F more positive. Since $\delta c/\delta S > 0$, a trough of $\delta F(q)/\delta S(q') < 0$ can thus be expected at low q' . From this viewpoint the trough arises ‘because’ the input to MCT is $c(q)$ not $S(q)$, i.e., there is no trough in $(\delta F(q)/\delta c(q'))_{\text{reg}}$ (Fig. 5). But physically the low- q sensitivity remains, for in this q range, $c(q)$ is highly sensitive

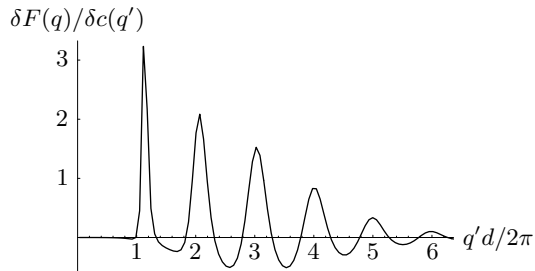


FIG. 5: Cut through $(\delta F(q)/\delta c(q'))_{\text{reg}}$ at $q'd = 19$.

to *all* structural inputs.

Although primarily aimed at elucidating the physics of the MCT glass transition, our study of $\delta F/\delta S$ may have several wider implications. Indeed there are many systems in which a glass transition occurs in the presence of a ‘pre-peak’ or structural feature at $q < q_0$ [6, 7, 8, 9, 10]. Although formally we have studied only the response to infinitesimal perturbations, our results suggest that a finite-amplitude modulation in this q -range may have a strong glass-softening effect in repulsion-driven glasses, but almost no effect on attraction-driven ones.

Consider recent experimental and simulation work on silica melts at high temperatures [8, 9]. Here, the addition of sodium produces a pre-peak at $q < q_0$, and the glass is indeed weakened. In the simulations of [9], the formation of the pre-peak coincides with a fall in $F(q)$ at higher q , in line with our results. In practice these low- q features are thought to involve formation of channel-like features whose full description is beyond MCT; but our work shows that in principle such details may not be required, to explain glass-softening.

The effects of a pre-peak on $F(q)$ have also been studied in recent experiments on the glassformer *m*-toluidine [6]; these show the cusp predicted by MCT in the temperature dependence of $F(q)$ at various q . However, these X-ray diffraction studies do not reach high enough wavevectors to address the physics of the trough in $\delta F/\delta S$. Comparison might be possible with higher q measurements, perhaps by neutron scattering.

A pre-peak also occurs in recent simulations of attractive colloids, where the potential was modified to suppress bulk phase separation and allow access to the glass transition [10]. Reassuringly, our work suggests that in attraction-driven glasses a pre-peak does *not* strongly alter $F(q)$. Attractive glasses are high-density analogs of dilute colloidal gels [18, 20, 21, 22], which very often show low- q structure connected with arrested phase separation [23]. However, these features are at $q \ll q_0/2$ and our work is probably not relevant to them.

In conclusion, we have shown that the derivative $\delta F(q)/\delta S(q')$ can be used as a quantitative probe of the sensitivity to structure of the state of arrest in glass-forming materials. In repulsion-dominated glasses, there

is strong response to structure in $S(q')$ at q' below the first peak. A (formally) infinitesimal ‘pre-peak’ in this region will lower the degree of arrest over a broad range of q . This effect, associated with packing effects beyond the nearest-neighbor shell, becomes much weaker in attraction-dominated glasses. The near-vanishing of the low- q sensitivity in these systems is a non-trivial prediction, and might thus be relatively specific to the MCT picture of the glass transition. Further experimental information on structural arrest in systems with competing interactions, and/or other sources of low- q modulation, could therefore be valuable as a test of this wider picture.

This work was funded by EPSRC grant GR/S10377.

-
- [1] E. Leutheusser, Phys. Rev. A **29**, 2765 (1984).
 - [2] U. Bengtzelius, W. Götze and A. Sjölander, J. Phys. C **17**, 5915 (1984); W. Götze, in *Liquids, Freezing and the Glass Transition* (Les Houches Session LI), ed. J. P. Hansen, D. Levesque and J. Zinn-Justin (Amsterdam: North-Holland) (1991); W. Götze and L. Sjögren, Rep. Prog. Phys. **55**, 241 (1992).
 - [3] W. Götze, J. Phys. Condens. Matter **11**, A1 (1999).
 - [4] P. G. Debenedetti and F. H. Stillinger, Nature **410**, 259 (2001).
 - [5] E. R. Weeks and D. A. Weitz, Phys. Rev. Lett. **89**, 095704 (2002).
 - [6] L. Comez, S. Corezzi, G. Monaco, R. Verbeni and D. Fioretto, Phys. Rev. Lett. **94**, 155702 (2005).
 - [7] S. Corezzi, D. Fioretto and J. M. Kenny, Phys. Rev. Lett. **94**, 065702 (2005).
 - [8] A. Meyer, J. Horbach, W. Kob, F. Kargl and H. Schober, Phys. Rev. Lett. **93**, 027801 (2004).
 - [9] J. Horbach and W. Kob, J. Phys. Cond. Mat. **14**, 9237 (2002).
 - [10] A. M. Puertas, M. Fuchs and M. E. Cates, J. Phys. Chem. B **109**, 6666 (2005); Phys. Rev. Lett. **88**, 098301 (2002).
 - [11] L. Fabbian *et al.*, Phys. Rev. E **60**, 5768 (1999).
 - [12] G. Bergmann and D. Rainer, Z Phys. **263**, 59 (1973).
 - [13] J. P. Carbotte, Rev. Mod. Phys. **62**, 1027 (1990).
 - [14] M. J. Greenall *et al.*, in preparation
 - [15] T. Franosch, M. Fuchs, W. Götze, M. R. Mayr and A. P. Singh, Phys. Rev. E **55**, 7153 (1997).
 - [16] L. A. Girifalco, J. Phys. Chem. **96**, 858 (1992); J. M. Pacheco and J. P. Prates-Ramalho, Phys. Rev. Lett. **79**, 3873 (1997).
 - [17] K. Dawson *et al.*, Phys. Rev. E **63**, 011401 (2001).
 - [18] J. Bergenholtz and M. Fuchs, Phys. Rev. E **59**, 5706 (1999).
 - [19] K. N. Pham *et al.*, Science **296**, 104 (2002).
 - [20] P. N. Segrè, V. Prasad, A. B. Schofield and D. A. Weitz, Phys. Rev. Lett. **86**, 6042 (2001).
 - [21] S. A. Shah, S. Ramakrishnan, Y. L. Chen, K. S. Schweizer and C. F. Zukoski, Langmuir **19**, 5128 (2003).
 - [22] S. Z. Ren and C. M. Sorensen, Phys. Rev. Lett. **70**, 1727 (1993).
 - [23] K. Kroy, M. E. Cates and W. C. K. Poon, Phys. Rev. Lett. **92**, 148302 (2004); W. C. K. Poon *et al.*, Faraday Discuss. **112**, 143 (1999).