

Critical regime of two dimensional Ando model: relation between critical conductance and fractal dimension of electronic eigenstates

P. Markoš¹, L. Schweitzer²

¹Institute of Physics, Slovak Academy of Sciences, Dúbravská cesta 9, 854 11
Bratislava, Slovakia

²Physikalisch-Technische Bundesanstalt, Bundesallee 100, 38116 Braunschweig,
Germany

E-mail: peter.markos@savba.sk, ludwig.schweitzer@ptb.de

Abstract. The critical two-terminal conductance g_c and the spatial fluctuations of critical eigenstates are investigated for a disordered two dimensional model of non-interacting electrons subject to spin-orbit scattering (Ando model). For square samples, we verify numerically the relation $\sigma_c = 1/[2\pi(2 - D(1))] e^2/h$ between critical conductivity $\sigma_c = g_c = (1.42 \pm 0.005) e^2/h$ and the fractal information dimension of the electron wave function, $D(1) = 1.889 \pm 0.001$. Through a detailed numerical scaling analysis of the two-terminal conductance we also estimate the critical exponent $\nu = 2.80 \pm 0.04$ that governs the quantum phase transition.

1. Introduction

Quantum phase transitions in two dimensional (2d) disordered systems have been the subject of continuing research for many decades. In particular, systems of non-interacting particles that are invariant under time reversal, but lack the symmetry of spin rotation are of special importance due to their property of a complete Anderson transition [1, 2, 3, 4, 5]. Thus, 2d systems with spin-orbit interaction, which belong to the symplectic symmetry class, exhibit an energy spectrum with regions of either localized or extended states separated by quantum critical points. The energetical position of these points depend on disorder strength and spin-orbit interaction. The corresponding critical eigenstates were found to be multifractal objects showing strong amplitude fluctuations as well as long-range spatial and energetical correlations [6, 7, 8].

Our knowledge about the critical properties like critical energies and disorder, or about the exponents that govern their scaling, originate mainly from numerical investigations of quantities like localization length [9, 3, 5, 10, 11, 12] or spectral correlations of eigenvalues [13] which are not directly accessible to experimental detection. The aim of the present paper is to show scaling results of the two-terminal conductance [14], a physical quantity that can easily be measured in experiment, and to examine a recently proposed connection between the average critical conductance and the generalized fractal dimensions of critical eigenstates. Therefore, we first present our numerical data for the two-terminal conductance and obtain the critical parameters of the model by a finite-size scaling analysis. Then we discuss the fractal properties of critical wave functions and calculate fractal dimensions $D(q)$. Our main result is a confirmation of the relation $D(q) = 2 - q/[\beta 4\pi^2 \varrho D\hbar]$ between the fractal dimensions and the conductivity (per spin direction), $\sigma = e^2 \varrho D$, proposed by Fal'ko and Efetov [15]. We also examine the validity of Janssen's formula [16, 17] which relates the Lipschitz-Hölder exponent α_0 of the maximum of the multifractal distribution $f(\alpha)$ to the scaling parameter $\Lambda_c = 1/[\pi(\alpha_0 - d)]$ for quasi-1d systems. We find, however, our result for the symplectic Ando model ($d = 2$) to be at variance with this proposal.

2. The model and methods

2.1. Hamiltonian

We study the two dimensional Ando model [5] defined on a square lattice by the Hamiltonian

$$\mathcal{H} = W \sum_n \varepsilon_n c_n^\dagger c_n + \sum_{[nn]} V c_n^\dagger c_{n'}. \quad (1)$$

The ε_n are uncorrelated random on-site energies chosen according to a box probability distribution in the range $|\varepsilon_n| \leq 1/2$. The parameter W measures the strength of the disorder. The spin dependent hopping terms between nearest neighbor sites in the

direction parallel and perpendicular to the current flow are

$$V_{\parallel} = \begin{pmatrix} c & s \\ -s & c \end{pmatrix}, \quad \text{and} \quad V_{\perp} = \begin{pmatrix} c & -is \\ -is & c \end{pmatrix}, \quad (2)$$

with $c^2 + s^2 = 1$ and $s = 0.5$. Energies are measured in units $V = 1$ and lengths in units of the lattice constant $a = 1$.

It is well known that for Fermi energy $E_F \approx 0$, the Ando model exhibits a metal-insulator transition as a function of disorder at $W = W_c \approx 5.8$ [5, 10]. The critical exponent has been estimated in numerous works using different numerical methods [10, 13, 18, 19, 20, 12, 21] and the critical conductance was studied in [22]. We will discuss some of these results later together with our own results.

2.2. Conductance

The two-terminal conductance of a particular sample is calculated from

$$g = \text{Tr } t^{\dagger} t, \quad (3)$$

where t is the transmission matrix. Its elements $t_{\alpha\beta}$ determine the transmission amplitude from channel α into channel β . Two semi-infinite ideal leads are attached to the disordered sample and periodic boundary conditions are applied in the transverse direction. The Fermi energy is fixed at $E_F = 0.01$ and spin-orbit scattering is assumed to be absent in the leads.

We use the algorithm of Pendry *et al* [23] for our numerical calculations. The size of the sample varied from $L = 20$ to $L = 200$. For each value of disorder, $5.71 \leq W \leq 5.96$, and each system size, we collected a statistical ensemble of $N_{\text{stat}} \geq 10^5$ samples and calculate the mean conductance $\langle g \rangle$ and variance $\text{var } g = \langle g^2 \rangle - \langle g \rangle^2$. Here, $\langle \dots \rangle$ means averaging over a statistical ensemble. Mean values $\langle g \rangle$ with the uncertainty $\delta g = (\text{var } g / N_{\text{stat}})^{1/2}$ are used in the scaling analysis. As a typical mean value $\langle g \rangle \approx 1.4$ and $\text{var } g \approx 0.36$, the relative uncertainty $\delta g / \langle g \rangle$ of our data is of order of 0.0015. Typical numerical data are shown in figure 1 and 2.

2.3. Critical wave function

Electron wave functions at quantum critical points of disordered systems exhibit a peculiar spatial structure [24, 25]. For our symplectic model, the critical wave functions for systems sizes of up to $L = 260$ were obtained by direct diagonalization using a Lanczos-algorithm. The fractality of the spatial fluctuations of the modulus of the normalized eigenstates $\psi_E(r)$ was determined from the power-law scaling of the q -th moment defined via a 'box-probability'

$$P(q, \lambda) = \sum_i^{N(l)} \left(\sum_{r \in \Omega_i(l)} |\psi_E(r)|^2 \right)^q \sim \lambda^{\tau(q)}. \quad (4)$$

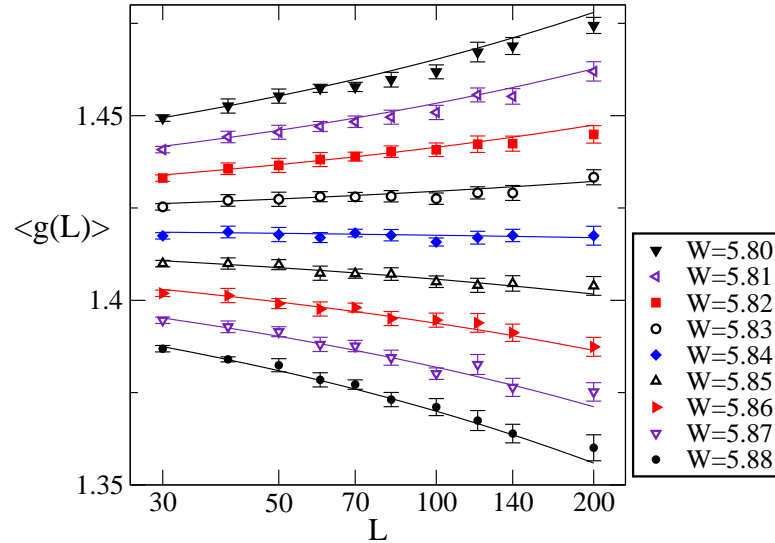


Figure 1. The mean conductance $\langle g(L) \rangle$ as a function of the system size L for various values of disorder strength W . Within the interval of system sizes $30 \leq L \leq 200$, $\langle g(L) \rangle$ is almost constant for disorder $W = 5.84$. This indicates that finite size effects are absent and irrelevant scaling terms negligible. Solid lines are fits to (5) with critical parameters $g_c = 1.42$, $W_c = 5.838$, $\nu = 2.80$ and $A = -0.23$.

The generalized fractal dimensions $D(q) = \tau(q)/(q - 1)$ or the so called $f(\alpha(q))$ -distribution was thus derived [26, 27, 28], where $\Omega_i(l)$ is the i -th box of size $l = \lambda L$. The $\tau(q)$ and $f(\alpha(q))$ are related by a Legendre transform.

2.4. Scaling analysis

At the critical point $W \equiv W_c$, the conductance does not depend on the system size. In accordance with the scaling theory of localization [29], we assume that in the neighborhood of the critical point the L dependence of g is governed by the critical exponent ν ,

$$g_{sc}(W, L) = g_c + A(W - W_c)L^{1/\nu}. \quad (5)$$

We collected numerical data $g(W, L)$ for more than $N = 200$ values of W and L and obtain the critical parameters, g_c , W_c and ν from a fit of the numerical data to the scaling ansatz (5). We made sure that more sophisticated fits [30] which include higher order terms in disorder are not needed because our data exhibit already a perfect linear W -dependence (see figure 2). Also, subject to the uncertainty of our raw data, we found that possible irrelevant scaling fields [30, 31] are weak and do only marginally influence our results.

The most simple analysis of critical parameters can be done as follows: first, we calculate parameters of the linear W -dependence of the conductance

$$g(W, L) = g_0(L) + W g_1(L). \quad (6)$$

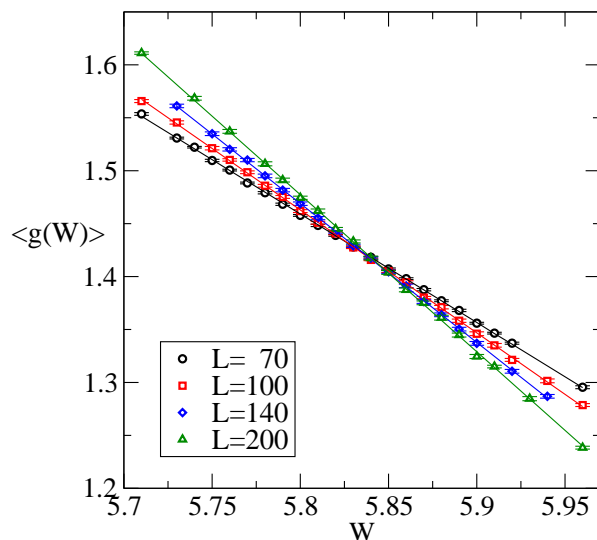


Figure 2. Disorder dependence of the mean conductance $\langle g(W) \rangle$ for $L = 70, 100, 140$, and 200 . Solid lines are linear fits (6).

Comparing (6) with (5), we see that the slope g_1 depends on the system size as

$$g_1(L) \propto L^{1/\nu}. \quad (7)$$

Then, a power-law fit $g_1(L)$ vs. L gives us the critical exponent.

We also minimize numerically the function

$$F = \frac{1}{N} \sum_{LW} \frac{1}{(\delta g)^2} [\langle g(W, L) \rangle - g_{sc}(W, L)]^2 \quad (8)$$

with respect to unknown parameters W_c , ν and g_c and A . To estimate the accuracy of the final result, we repeat N_m times the minimization of the function F with input data $\langle g(W, L) \rangle$ randomly fluctuating within their respective error bars. To understand the role of the finite size effects, we use in the scaling analysis only data for systems with sizes $L_{\min} \leq L \leq L_{\max}$ and study how the obtained critical parameters depend on the choice of L_{\min} and L_{\max} .

3. Results and discussions

3.1. Critical parameters

Our analysis showed that neither the critical disorder nor the critical conductance depend on the choice of the minimal and maximal system size, L_{\min} and L_{\max} . From all the data we concluded that

$$W_c = 5.838 \pm 0.007 \quad (9)$$

The estimate of the critical disorder differs considerably from the result of Fastenrath *et al* [10] ($W_c = 5.74$). Since previous results were derived from small system's widths, the discrepancy could be explained as an effect of finite size corrections. To support this

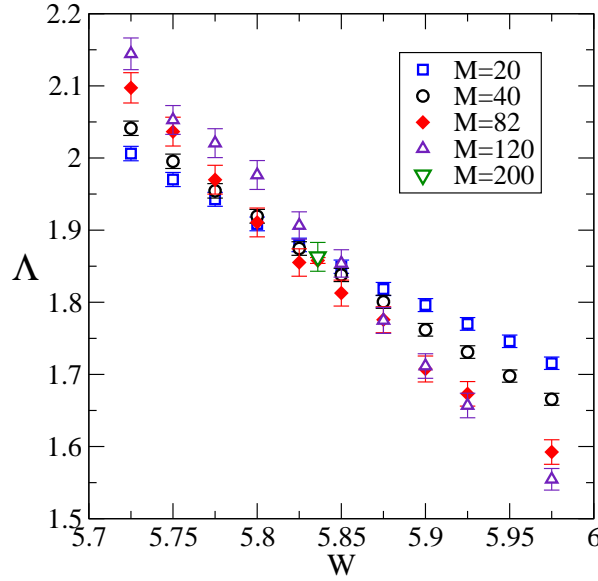


Figure 3. The scaling parameter Λ calculated for quasi-1d geometry versus disorder strength for varying system width M . The data confirm a critical disorder $W_c \approx 5.835$ and $\Lambda_c \simeq 1.87 \pm 0.02$.

assumption, we performed numerical simulations for quasi-1d systems of size $M \times L$. Figure 3 shows the calculated data for the ratio $\Lambda = \lambda_M/M$, the localization length λ_M divided by the system width M [29, 32]. For our purposes, we run Λ with an accuracy of only 1%. This was sufficient to confirm that our estimation of the critical disorder derived from the conductance calculations indeed coincides with the one obtained from the localization length. Also, we get an estimate of the critical value Λ_c of the scaling parameter Λ ,

$$\Lambda_c \simeq 1.87 \pm 0.02 \quad (10)$$

which agrees well with a recent result of Asada *et al* [21] obtained for a SU(2) model.

From the finite size scaling analysis described in section (2.4), our estimation of the critical exponent gives

$$\nu = 2.8 \pm 0.04, \quad (11)$$

which is close to a numerical result $\nu = 2.746 \pm 0.009$ for a SU(2) model published recently [21], but considerably larger than $\nu = 2.05 \pm 0.08$ [5] and smaller than $\nu = 2.88 \pm 0.15$ as obtained in [19]. In contrast to the critical conductance and critical disorder, the critical exponent is sensitive to the system size as can be seen in figure 4. The estimate of ν is therefore highly non-trivial and error bars obtained from various fit procedures differ.

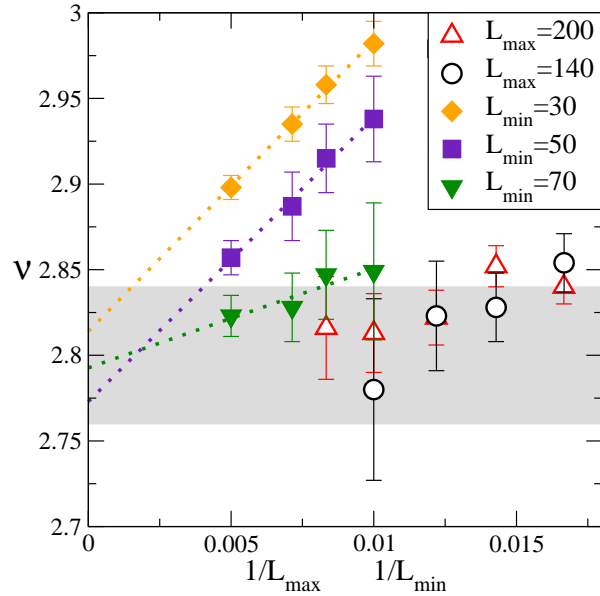


Figure 4. The critical exponent ν obtained from numerical data with $L_{\min} \leq L \leq L_{\max}$. Full symbols show how ν depends on the choice of L_{\max} for fixed minimal system size L_{\min} . Open symbols show how ν depends on L_{\min} for fixed L_{\max} , $L_{\max} = 140$ (\circ), and $L_{\max} = 200$ (\triangle). The shaded area highlights our estimate of the critical exponent $\nu = 2.80 \pm 0.04$.

3.2. Critical conductance

The critical two-terminal conductance obtained by us for square samples with periodic boundary conditions in the transverse direction,

$$g_c = 1.42 \pm 0.005, \quad (12)$$

can be compared with the result for a $SU(2)$ model studied recently in [22]. From the corresponding numerical data for size $L \leq 97$ (T. Ohtsuki, private communication) we calculated $\lim_{L \rightarrow \infty} = 1.411$, which is in very good agreement with our present result.

Assuming for square systems $\sigma \equiv g/L^{(2-d)}$, we have at the critical point $g_c = \sigma_c$. As mentioned above, for $L > 20$ our critical conductance data do not exhibit any finite size effect. We do not expect that the numerical analysis causes any inaccuracy of the estimation of g_c . Still, when comparing g_c with σ_c , we have to keep in mind that small corrections due to the properties of leads (we assume perfect leads without spin-orbit scattering) might be responsible for a small difference between σ_c and g_c . However, we do not expect this difference to be larger than $\sim L^{-1}$ and neglect it for further purposes.

Figure 5 shows the critical conductance distribution $p(g)$. We present data for disorder $W = 5.84$ and system size $82 \leq L \leq 200$. Besides the shape of the distribution, which is known also from previous studies, we want to point out the non-analytical behavior of the distribution at the point $g = g_{\text{non-an}}$ which is slightly larger than 2. This agrees with a qualitative estimation of Muttalib *et al* [33], although their work concerns quasi one dimensional systems with orthogonal symmetry.

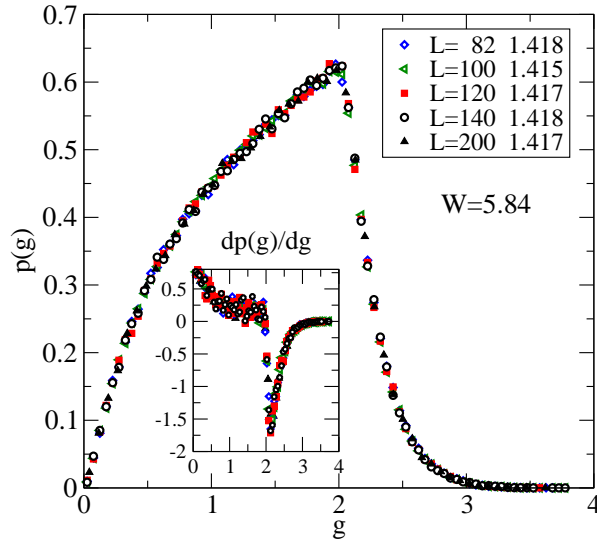


Figure 5. Critical conductance distribution $p(g)$. Inset: the derivative $\partial p(g)/\partial g$ which shows $g_{\text{non-an}}$ to be slightly larger than 2.

3.3. Fractal dimensions and Fal'ko-Efetov relation

In figure 6 the $f(\alpha(q))$ -distributions of 10 critical eigenfunctions of systems with $L = 260$ are shown together with a parabolic fit $f(\alpha(q)) = d - (\alpha(q) - \alpha_0)^2/[4(\alpha_0 - d)]$ with $\alpha_0 = \alpha(q = 0) = 2.107 \pm 0.005$. This value is lesser than the one obtained previously for smaller sample size $L = 150$ [7]. The inset exhibits the logarithm of $P(1, \lambda)$ plotted versus $\ln \lambda$ for $2 \leq \lambda \leq 25$. The data belonging to critical eigenstates obtained from 10 disorder realizations clearly obey power-law scaling.

From the multifractal analysis of critical eigenfunctions of $L = 260$ samples, we obtained an information dimension $D(1) = 1.889 \pm 0.001$ using 10 different realizations with disorder strength $W = 5.83$. With this data, we checked the validity of a formula suggested by Fal'ko and Efetov [15] which should hold in the limit $1 \leq \varrho Dh$,

$$D(q) = 2 - \frac{q}{\beta 4\pi^2 \varrho D \hbar}, \quad (13)$$

where $\beta = 1/2, 1$ and 2 for or orthogonal, unitary and symplectic symmetry, respectively. With $\sigma = e^2 \varrho D$ (diffusion constant D and density of states ϱ) we get

$$\sigma = \frac{q}{2\pi\beta[2 - D(q)]} \frac{e^2}{\hbar}. \quad (14)$$

Taking $q = 1$, we found our results for σ_c and $D(1)$ to be in very good agreement with (14). Therefore, this relation is fulfilled also for the symplectic symmetry in a similar manner as found previously for the quantum Hall case [34]. In comparing these results one has to keep in mind that in the present paper two spin channels were considered, i.e., the conductance has to be divided by 2, whereas in the QHE case only one spin direction was taken into account. Note also that the value of the disorder used in the multifractal analysis, $W = 5.83$, differs slightly from the critical disorder

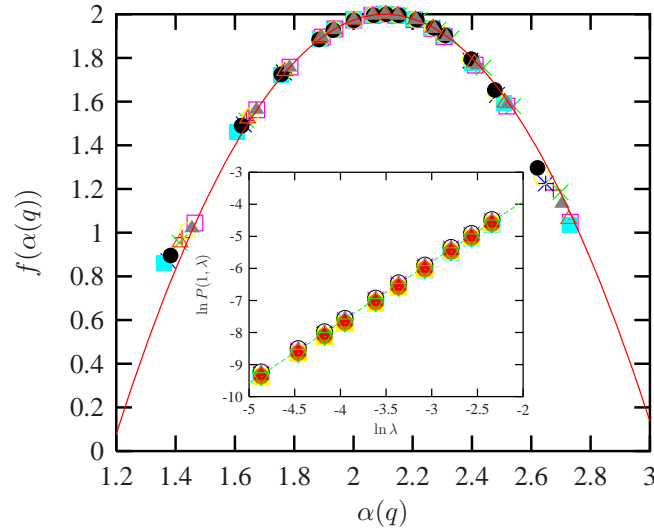


Figure 6. The $f(\alpha(q))$ -distributions of 10 critical eigenstates at $E \approx 0$ and $W_c = 5.83$ for $q = 0.0, \pm 0.2, \pm 0.5, \pm 0.8, \pm 1.0, \pm 1.5, \pm 2.0$, and ± 3.0 . The parabolic fit is determined by $\alpha_0 = 2.107 \pm 5 \cdot 10^{-3}$. The inset shows the scaling of $\ln P(1, \lambda)$ vs. logarithm of the box size λ . Data are obtained from ten $L = 260$ samples with different disorder realization. The dashed line has steepness $\tau(1) = 1.889$.

$W_c = 5.838$. Therefore, the conductance $g(W = 5.83) \approx 1.43$ mentioned in ref. [34] is a little larger than g_c . The validity of the proposed linear relationship (13) holds at least for $q \leq 1.5$ which can be seen in figure 7 where $D(q)$ calculated according to (4) is plotted versus q .

3.4. Comparison with Janssen's formula

A formula that connects fractal properties of critical eigenstates in square samples with the finite size scaling variable $\Lambda = \lambda_M/M$ of quasi-1d systems was conjectured by Janssen [16, 17]. At the critical point, Λ_c is scale independent and depends only on the Lipschitz-Hölder exponent α_0 and is the spatial dimension of the system $d = 2$

$$\Lambda_c = \frac{1}{\pi(\alpha_0 - d)}. \quad (15)$$

Equation (15) was reported to hold for 2d disordered systems in the quantum Hall regime [16, 35]. In the present symplectic system, however, it is not fulfilled by our results. Also, assuming the parabolic approximation to be valid, we can use the relation between $D(1)$ and α_0 ,

$$D(1) = \alpha(1) = 4 - \alpha_0, \quad (16)$$

and connect (14) and (15) to obtain a relation between Λ_c and the critical conductivity

$$\sigma_c = \frac{\Lambda_c e^2}{2\beta \hbar}. \quad (17)$$

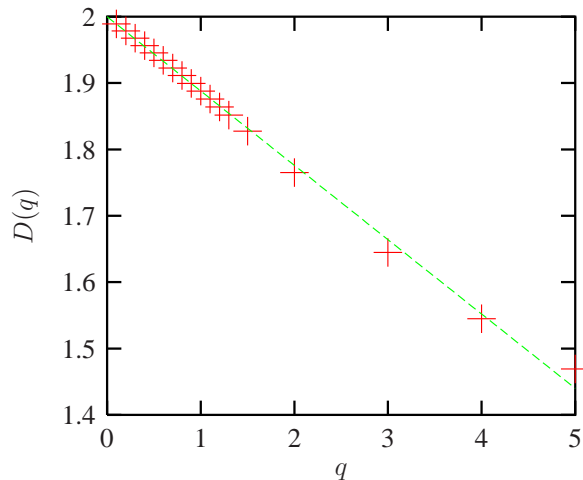


Figure 7. The generalized fractal dimension $D(q)$ of a critical eigenfunction as a function of q calculated via the box-probability (4). The linearity holds for $q \lesssim 1.5$.

Again, contrary to what is observed in the QHE regime, the relation (17) is not fulfilled for a symplectic system described by the Ando model. A possible reason for this failure might be that in the present 2d model, the scaling parameter Λ_c may not represent the typical localization length of the system as has been assumed in [16].

4. Conclusion

We studied the electrical two-terminal conductance and the spatial fluctuations of electron eigenfunctions near the metal-insulator transition of the two dimensional Ando model. Using finite-size scaling, we obtained for this symplectic model a critical exponent $\nu = 2.8 \pm 0.04$, which governs the size dependence of the conductance in the critical regime, and a critical disorder $W_c = 5.838 \pm 0.007$. Our results for the critical conductance and for the fractal dimension of critical eigenstates confirm the validity of Fal'ko and Efetov's prediction (13). However, comparison of the fractal dimensions with the critical value of the finite size scaling parameter Λ_c , calculated for quasi one-dimensional systems, indicates that Janssen's formula (15) is not fulfilled in the present model.

Unlike the localization length, the two-terminal conductance should be easily accessible in experiments. Our numerical confirmation of the relation between fractal dimensions of critical eigenfunctions and the critical conductance provides an additional argument for universality at the metal-insulator transition in 2d symplectic models.

Acknowledgments

We thank T. Ohtsuki for sending us numerical data of the critical conductance from the SU(2) model. PM thanks APVT Grant No. 51-021602 for partial financial support,

and LS for the hospitality of the Slovak Academy of Sciences.

References

- [1] Hikami S, Larkin A I and Nagaoka Y 1980 *Prog. Theor. Phys.* **63**(2) 707–710
- [2] MacKinnon A 1984 in B Kramer, G Bergmann and Y Bruynseraede, eds, *Localization, Interaction, and Transport Phenomena* (Berlin Heidelberg: Springer-Verlag) vol 61 of *Springer Series in Solid-State Sciences* pp 90–98
- [3] Evangelou S N and Ziman T 1987 *J. Phys. C: Solid State Phys.* **20** L235–L240
- [4] Wegner F 1989 *Nuclear Physics* **B316**(663-678)
- [5] Ando T 1989 *Phys. Rev. B* **40**(8) 5325–5339
- [6] Chalker J T, Daniell G J, Evangelou S N and Nahm I H 1993 *J. Phys.: Condens. Matter* **5** 485–490
- [7] Schweitzer L 1995 *J. Phys.: Condens. Matter* **7** L281–L285
- [8] Schweitzer L and Potempa H 1999 *Physica A* **266** 486–491
- [9] MacKinnon A 1985 *Z. Phys. B* **59** 385–390
- [10] Fastenrath U, Adams G, Bundschuh R, Hermes T, Raab B, Schlosser I, Wehner T and Wichmann T 1991 *Physica A* **172** 302–308
- [11] Evangelou S N 1995 *Phys. Rev. Lett.* **75**(13) 2550–2553
- [12] Asada Y, Slevin K and Ohtsuki T 2002 *Phys. Rev. Lett.* **89**(25) 256601
- [13] Schweitzer L and Kh Zharekeshev I 1997 *J. Phys.: Condens. Matter* **9** L441–L445
- [14] Economou E N and Soukoulis C M 1981 *Phys. Rev. Lett.* **46**(9) 618
- [15] Fal’ko V I and Efetov K B 1995 *Phys. Rev. B* **55**(24) 17413–17429
- [16] Janssen M 1994 *Int. J. Mod. Phys. B* **8**(8) 943–984
- [17] Janssen M 1998 *Physic Reports* **295**(1-2) 1–91
- [18] Merkt R, Janssen M and Huckestein B 1998 *Phys. Rev. B* **58**(8) 4394–4405
- [19] Minakuchi K 1998 *Phys. Rev. B* **58**(15) 9627–9630
- [20] Yakubo K and Ono M 1998 *Phys. Rev. B* **58**(15) 9767–9772
- [21] Asada Y, Slevin K and Ohtsuki T 2004 *Phys. Rev. B* **70** 035115
- [22] Ohtsuki T, Slevin K and Kramer B 2004 *Physica E* **22** 248–251
- [23] Pendry J B, MacKinnon A and Roberts P J 1992 *Proc. R. Soc. Lond. A* **437** 67–83
- [24] Wegner F 1980 *Z. Physik B* **36** 209–214
- [25] Aoki H 1983 *J. Phys. C: Solid State Phys.* **16** L205–L208
- [26] Hentschel H G E and Procaccia I 1983 *Physica D* **8** 435–444
- [27] Halsey T C, Jensen M H, Kadanoff L P, Procaccia I and Shraiman B I 1986 *Phys. Rev. A* **33**(2) 1141–1151
- [28] Chhabra A and Jensen R V 1989 *Phys. Rev. Lett.* **62**(12) 1327–1330
- [29] MacKinnon A and Kramer B 1981 *Phys. Rev. Lett.* **47**(21) 1546–1549
- [30] Slevin K and Ohtsuki T 1999 *Phys. Rev. Lett.* **82**(2) 382–385
- [31] MacKinnon A 1994 *J. Phys.: Condens. Matter* **6** 2511–2518
- [32] Pichard J L and Sarma G 1981 *J. Phys. C: Solid State Phys.* **14** L617–L625
- [33] Muttalib K A, Wölfe P, García-Martín A and Gopar V A 2003 *Europhys. Lett.* **61**(1) 95–101
- [34] Schweitzer L and Markoš P 2005 *Phys. Rev. Lett.* (to be published)
- [35] Huckestein B 1994 *Phys. Rev. Lett.* **72**(7) 1080–1083