

An order parameter equation for the dynamic yield stress in dense colloidal suspensions

Michio Otsuki* and Shin-ichi Sasa†

Department of Pure and Applied Sciences, University of Tokyo, Komaba, Tokyo 153-8902, Japan

(Dated: February 8, 2020)

We study the dynamic yield stress in dense colloidal suspensions by analyzing the time evolution of the pair distribution function for colloidal particles interacting through a Lennard-Jones potential. We find that the equilibrium pair distribution function is unstable with respect to a certain anisotropic perturbation in the regime of low temperature and high density. By applying a bifurcation analysis to a system near the critical state at which the stability changes, we derive an amplitude equation for the critical mode. This equation is analogous to order parameter equations used to describe phase transitions. It is found that this amplitude equation describes the appearance of the dynamic yield stress, and it gives a value of $2/3$ for the shear thinning exponent. This value is related to the mean field value of the critical exponent δ in the Ising model.

PACS numbers: 82.70.Dd, 05.10.Gg, 64.70.Pf, 83.60.Df

Soft glassy materials, such as dense colloidal suspensions and super-cooled liquids, exhibit diverse rheological phenomena [1, 2]. Typical examples are the decrease of the viscosity with increasing the shear rate, called *shear thinning*, and the increase of the viscosity with the shear rate, called *shear thickening*. These phenomena appear when the shear rate is beyond the Newtonian regime, that is, the regime in which the shear stress σ_{xy} depends linearly on the shear rate γ , and hence the viscosity, $\eta = \sigma_{xy}/\gamma$, is independent of the shear rate. Interestingly, the Newtonian regime becomes narrower as the temperature decreases and the density increases, and eventually it disappears. In the case that there exists no Newtonian regime, the stress is finite in the limit $\gamma \searrow 0$. This stress is called the *dynamic yield stress*. We seek to understand these rheological properties systematically on the basis of a microscopic description of the system.

Recently, the nonlinear rheology of soft glassy materials has been studied extensively through use of molecular dynamics simulations [3, 4, 5], analysis of random spin models [6, 7], and mode coupling theory applied to systems under shear [8, 9, 10]. Among the results of these works, it is particularly noteworthy that the power law $\eta \sim \gamma^{-2/3}$ has been observed for a shear thinning fluids [5, 6].

Among theoretical approaches, one standard method for microscopic study of nonlinear rheology is based on the mode coupling theory. In this theory, the singular behavior of the viscosity is described by the anomalous part of the time correlation function, using a generalized Green-Kubo formula [11]. As another approach describing the singular behavior, one could focus on the shear stress. Here, let us recall that the shear stress σ_{xy} is defined as the average of the y component of the interparticle force acting on a plane transverse to the x direction. When there exist only two-body forces among the particles, this average can be expressed in terms of the pair distribution function. Therefore, in this case, the

rheological properties mentioned above can be accounted for through an analysis of the pair distribution function.

Employing an approach of the latter type, in the present Letter, we first investigate the linear stability of the equilibrium pair distribution function. We find that this function is unstable in the regime of low temperature and high density. Next, applying a bifurcation analysis to a system near a critical state at which the stability changes, we derive an order parameter equation that describes the appearance of a dynamic yield stress in a simple manner.

Model: We consider a system consisting of N spherical colloidal particles suspended in a solvent under shear flow described by $\mathbf{v}(\mathbf{r}) = (\gamma y, 0, 0)$. We denote the volume of the system by V and the temperature by T . Let $\Gamma = (\mathbf{r}_1, \dots, \mathbf{r}_N)$ represent the particle positions. The time dependent distribution function for Γ , $\Psi_N(\Gamma, t)$, satisfies the Smoluchowski equation [1]

$$\frac{\partial \Psi_N(\Gamma, t)}{\partial t} = \Omega \Psi_N(\Gamma, t), \quad (1)$$

$$\Omega = \sum_{i=1}^N \nabla_i \cdot \left(\frac{T}{R} \nabla_i - \frac{1}{R} \mathbf{F}_i(\Gamma) - \mathbf{v}(\mathbf{r}_i) \right). \quad (2)$$

Here, the Boltzmann constant is set to unity, R is the friction coefficient, and $\mathbf{F}_i(\Gamma)$ is the interaction force defined by $\mathbf{F}_i(\Gamma) = -\nabla_i \sum_{j:j \neq i} V(|\mathbf{r}_i - \mathbf{r}_j|)$. In this work, we employ the Lennard-Jones potential, with the explicit form

$$V(r) = 4\epsilon \left[\left(\frac{r}{\sigma} \right)^{-12} - \left(\frac{r}{\sigma} \right)^{-6} \right]. \quad (3)$$

In the treatment below, σ , ϵ and R are set to unity, and all quantities are converted to dimensionless forms.

From the N particle distribution function $\Psi_N(\Gamma, t)$, the pair distribution function $g(\mathbf{r}, t)$ is defined as

$$g(\mathbf{r}, t) = V^2 \int d^3\mathbf{r}_3 d^3\mathbf{r}_4 \dots d^3\mathbf{r}_N \Psi_N(\Gamma, t), \quad (4)$$

where $\mathbf{r} \equiv \mathbf{r}_1 - \mathbf{r}_2$. Using this function, we can express the time-dependent shear stress as [12]

$$\sigma_{xy}(t) = \frac{\rho^2}{2} \int d^3\mathbf{r} r g(\mathbf{r}, t) \frac{xy}{r^2} \frac{dV(r)}{dr}, \quad (5)$$

where $\rho \equiv N/V$ is the average number density of the colloidal particles, $\mathbf{r} = (x, y, z)$, and $r = |\mathbf{r}|$. Here, we have ignored the hydrodynamic contribution to the shear stress.

It is useful to expand $g(\mathbf{r}, t)$ in spherical harmonics, and we write

$$g(\mathbf{r}, t) = \sum_{l=0}^{\infty} \sum_{m=-l}^{m=l} G_{l,m}(r, t) Y_{l,m}(\theta, \phi), \quad (6)$$

employing the spherical coordinate system (r, θ, ϕ) . Because xy/r^2 can be expressed in terms of $\text{Im}Y_{2,\pm 2}(\theta, \phi)$, we can rewrite Eq. (6) as

$$g(\mathbf{r}, t) = f(r, t) \frac{xy}{r^2} + \tilde{g}(\mathbf{r}, t), \quad (7)$$

where $f(r, t)$ is given by

$$f(r, t) = -\sqrt{\frac{15}{2\pi}} \text{Im}G_{2,-2}(r, t), \quad (8)$$

and $\tilde{g}(\mathbf{r}, t)$ is orthogonal to $\text{Im}Y_{2,\pm 2}(\theta, \phi)$. Hence, substituting Eq. (7) into Eq. (5), we obtain

$$\sigma_{xy}(t) = \frac{2\pi\rho^2}{15} \int_0^{\infty} dr r^3 \frac{\partial V(r)}{\partial r} f(r, t). \quad (9)$$

This expression clearly indicates that if there is singular behavior of the shear stress σ_{xy} , its relation to that of the pair distribution function can be obtained. In particular, the existence of a dynamic yield stress implies that the pair distribution function in the limit $\gamma \searrow 0$ differs from the equilibrium one. This observation naturally leads us to conjecture that the dynamic yield stress is related to the instability of the equilibrium pair distribution function, $g_{\text{eq}}(r)$. For this reason, we carry out a linear stability analysis of $g_{\text{eq}}(r)$.

In order to determine the linear stability of $g_{\text{eq}}(r)$, we need to study the time evolution of the pair distribution function. This is described by the BBGKY hierarchy, and hence it is determined by the three-particle distribution function $g_3(\mathbf{r}, \mathbf{r}', t)$. In order to obtain a self-contained description, we truncate the BBGKY hierarchy by employing the Kirkwood superposition approximation, assuming the relation $g_3(\mathbf{r}, \mathbf{r}', t) = g(\mathbf{r}, t)g(\mathbf{r}', t)g(\mathbf{r} - \mathbf{r}', t)$ [13]. This approximation has been used in the calculation of the pair distribution function for both an equilibrium system [14] and a non-equilibrium system under shear [15]. With this approximation, the evolution equation for the pair distribution function is derived as

$$\frac{\partial g(\mathbf{r}, t)}{\partial t} = -\nabla \cdot \mathbf{J}(\mathbf{r}, t), \quad (10)$$

with

$$\begin{aligned} \mathbf{J}(\mathbf{r}, t) = & -2T\nabla g(\mathbf{r}, t) - 2\nabla V(r)g(\mathbf{r}, t) \\ & -2\rho \left(\int d^3\mathbf{r}' \nabla V(r') g(\mathbf{r}, t) g(\mathbf{r}', t) g(\mathbf{r} - \mathbf{r}', t) \right) \\ & + \gamma y \frac{d}{dx} g(\mathbf{r}, t). \end{aligned} \quad (11)$$

Linear stability analysis: First, the equilibrium pair distribution function $g_{\text{eq}}(r)$ for this model is obtained as the isotropic solution of the equation $\mathbf{J} = 0$ in Eq. (11) with $\gamma = 0$. This equation is called the Born-Green equation [13], which has been solved numerically [14]. Then, writing

$$g(\mathbf{r}, t) = g_{\text{eq}}(r) (1 + h(\mathbf{r}, t)), \quad (12)$$

we substitute Eq. (12) into Eqs. (10) and (11) and obtain the form

$$g_{\text{eq}}(r) \frac{\partial}{\partial t} h(\mathbf{r}, t) = \mathcal{L}(h(\mathbf{r}, t)) + \mathcal{N}(h(\mathbf{r}, t)) + \gamma \mathcal{G}(h(\mathbf{r}, t)), \quad (13)$$

where \mathcal{L} is a linear operator and \mathcal{N} contains only second and third order polynomials in $h(\mathbf{r}, t)$.

Because the equilibrium pair distribution function $g_{\text{eq}}(r)$ is non-negative, it is linearly unstable if and only if the linear operator \mathcal{L} has a positive eigenvalue. Therefore, in order to determine the linear stability of $g_{\text{eq}}(r)$, we could numerically compute the eigenvalues of \mathcal{L} . However, due to the three-dimensional spatial dependence of $h(\mathbf{r}, t)$, the computation of these eigenvalues is not simple. Therefore, to simplify the problem, we assume perturbations $h(\mathbf{r}, t)$ of the form

$$h(\mathbf{r}, t) = \phi(r, t) \frac{xy}{r^2}. \quad (14)$$

Such an assumption is reasonable, because the equilibrium pair distribution function is expected to be unstable with respect to perturbations of the form xy/r^2 in the regime characterized by low temperature and high density. (See Eqs. (7) and (9)). Then, using the explicit form of \mathcal{L} , we can rewrite $\mathcal{L}(h(\mathbf{r}, t))$ in Eq. (13) as

$$\mathcal{L}(h(\mathbf{r}, t)) = \frac{xy}{r^2} \mathcal{M}(\phi(r, t)). \quad (15)$$

To solve the linear stability problem, we seek the eigenvalues of \mathcal{M} .

The eigenvalues of the operator \mathcal{M} are computed numerically in the following way. We first restrict the spatial domain of $\phi(r, t)$ to the interval $[0, l]$, with the boundary conditions $\partial\phi(r, t)/\partial r = 0$ at $r = 0$ and $r = l$. We next approximate the linear operator \mathcal{M} as a matrix \mathbf{M} by using a difference method with a spatial mesh size δx [16]. We calculated the eigenvalues of \mathbf{M} for many values of (ρ, T) .

In Fig. 1, we display the stability diagram obtained numerically. It is seen that the pair distribution function

$g_{\text{eq}}(r)$ is unstable in the low temperature, high density regime. Note that the form of the boundary between the two regimes is qualitatively similar to the curve representing the glass transition in the (ρ, T) plane calculated using mode coupling theory [17], though at each density, the value of the temperature on the boundary in the present case is approximately twice that in the glass transition case.

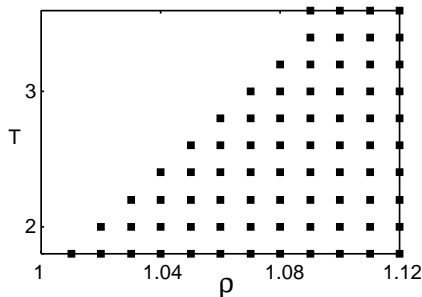


FIG. 1: Stability diagram in the (ρ, T) plane. The squares indicate states where the maximum eigenvalue of \mathbf{M} is positive, and hence where $g_{\text{eq}}(r)$ is unstable. This result was obtained for the numerical values $l = 7.0$ and $\delta x = 7.0/512$.

Non-linear analysis: Next, we focus on systems near the critical state at which the stability changes. If we fix the density, then we find that there exists a critical temperature T_s below which the equilibrium pair distribution function $g_{\text{eq}}(r)$ is unstable. Let $\phi_*(r)$ be the critical eigenfunction of the operator \mathcal{M} at $T = T_s$. Then, we write a perturbation $h(\mathbf{r}, t)$ in the form

$$h(\mathbf{r}, t) = A(t)\phi_*(r)\frac{xy}{r^2} + s(\mathbf{r}, A(t)). \quad (16)$$

Here, $s(\mathbf{r}, A(t))$ represents the contribution to $h(\mathbf{r}, t)$ that is not from the critical mode, and we have assumed that its time dependence is restricted to that of the amplitude A . This is a reasonable assumption because the amplitudes of non-critical modes decay quickly to the values determined by A [18].

Then, using a bifurcation analysis (See Ref. [19] as a review), from Eqs. (13) and (16), we perturbatively obtain the evolution equation for $A(t)$ in the form

$$\frac{d}{dt}A(t) = (T_s - T)aA(t) + G(A(t)) + \gamma H(A(t)), \quad (17)$$

where a is a positive constant, and the functions $G(A)$ and $H(A)$ can be calculated from Eq. (13) [20]. In this Letter, we do not calculate $G(A)$ and $H(A)$. Instead, considering the general forms of these functions, we qualitatively describe the singular behavior of the shear stress.

First, because the system possesses symmetry with respect to the simultaneous transformation $x \rightarrow -x$ and $\gamma \rightarrow -\gamma$, $G(A)$ must be odd function and $H(A)$ an even function. We therefore expand as

$$G(A) = b_3A^3 + b_5A^5 + \dots, \quad (18)$$

$$H(A) = c_0 + c_2A^2 + \dots. \quad (19)$$

Next, let $A_*(\gamma)$ be a stable stationary solution of Eq. (17). Then, from Eqs. (9) and (16), the shear stress for systems near the critical state $T = T_s$ and $\gamma = 0$ can be approximately expressed as

$$\sigma_{xy} \simeq A_*(\gamma)\frac{2\pi\rho^2}{15}\int_0^\infty dr r^3 \frac{\partial U(r)}{\partial r} g_{\text{eq}}(r)\phi_*(r), \quad (20)$$

because $s(\mathbf{r}, A(t))$ in Eq. (16) contains no terms linear in A as we have confirmed. Thus, the value of $A_*(\gamma)$ determines the behavior of the shear stress near the critical state. In this sense, the amplitude of the critical mode can be regarded as an order parameter describing the appearance of the dynamic yield stress.

Now, we investigate Eq. (17). For $\gamma = 0$, this equation possesses the trivial stationary solution $A_* = 0$. This solution is stable only when $T > T_s$. The non-trivial stationary solutions depend on the form of $G(A)$. First, let us consider the case that $b_3 < 0$ in Eq. (18). (We conjecture that $b_3 < 0$ for the model we study.) Then, for $T \simeq T_s$ and $\gamma \simeq 0$, A_* satisfies $(T_s - T)aA_* + b_3A_*^3 \simeq -\gamma c_0$. Thus, in the limit $\gamma \searrow 0$, the shear stress is obtained as a function of the temperature near $T = T_s$. The qualitative form of this function is displayed in Fig. 2. It is seen that the dynamic yield stress increases continuously from zero as T decreases from T_s . By contrast, when $T = T_s$ and $\gamma > 0$, we obtain

$$\sigma_{xy} \simeq \gamma^{1/\delta}, \quad (21)$$

with $\delta = 3$. This δ corresponds to that appearing in the relation $M \simeq H^{1/\delta}$ describing critical phenomena for magnetic materials, and the value $\delta = 3$ is the mean field value for the Ising model. Note that Eq. (21) yields

$$\eta \simeq \gamma^{-(1-1/\delta)}. \quad (22)$$

The exponent $1 - 1/\delta$ is called the *shear thinning exponent*, and we find it to be $2/3$ in this analysis. We also find that when $T > T_s$, a Newtonian regime appears near $\gamma = 0$. This regime is connected to the power law regime that exists for higher shear rates. As seen in the inset of Fig. 2, this behavior corresponds to shear thinning.

Next, we consider the case $b_3 > 0$ and find that here, a qualitatively different form of the stress is obtained. (We expect that there do exist models in which $b_3 > 0$, although we believe that the model studied presently is not one of these.) One physically plausible situation is that in which $b_5 < 0$, where we have the form displayed in Fig. 3. In this case, as the temperature is decreased, the dynamic yield stress increases discontinuously from zero to a finite value at some temperature $T_c(> T_s)$, as shown in Fig. 3. Furthermore, it is easily confirmed that shear thickening exists when $T > T_c$.

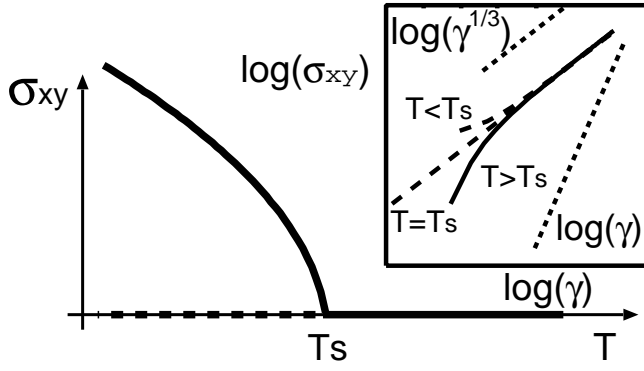


FIG. 2: Shear stress in steady states for the case that $b_3 < 0$ in Eq. (18). Here, the value plotted is that obtained in the limit $\gamma \searrow 0$. The solid curve represents stable states, and the dashed line unstable states. The inset compares the dependence of σ_{xy} on γ in the three cases $T > T_s$, $T = T_s$ and $T < T_s$.

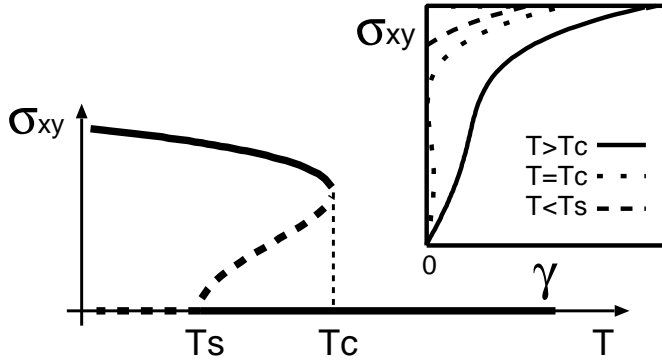


FIG. 3: Shear stress in steady states for the case that $b_3 > 0$ and $b_5 < 0$ in Eq. (18). Here, the value plotted is that obtained in the limit $\gamma \searrow 0$. The solid curve represents stable states, and the dashed curve unstable states. The thin dashed line indicates $T = T_c$. The inset compares the dependence of σ_{xy} on γ in the three cases $T > T_s$, $T = T_s$ and $T < T_s$.

Conclusion: The main finding of this Letter is that the order parameter equation given in Eq. (17) provides a simple description of the nonlinear rheological phenomena exhibited by the systems considered here. We note that the order parameter in our model is defined to be the amplitude of the critical mode of the pair distribution function, which is related to the equal time correlation function of the density. This contrasts with the situation for the critical phenomena of liquid-gas phase transitions, for which the order parameter is defined in terms of the critical mode of the density. Consideration of this difference might help elucidate the essence of the glass transition.

Finally, we present an additional remark regarding the

analogy between the system studied here and the Ising model. When $b_3 < 0$, Fig. 2 indicates that the system undergoes a second-order phase transition at $T = T_s$, and therefore it is natural to conjecture that it exhibits critical fluctuations at this temperature. Then, if the phenomenon exhibited by this model belongs to the same universality class as the critical phenomena of the three-dimensional Ising model, the value of δ in Eq. (21) should become 4.8 through the influence of critical fluctuations. In this case, the shear thinning exponent would become approximately 0.79. To check this point, it would be interesting to investigate the properties in the neighborhood of $T = T_s$ in detail.

This work was supported by a grant from the Ministry of Education, Science, Sports and Culture of Japan (No. 16540337).

* Electronic address: otsuki@jiro.c.u-tokyo.ac.jp

† Electronic address: sasa@jiro.c.u-tokyo.ac.jp

- [1] W. B. Russel, D. A. Saville, and W. R. Schowalter, *Colloidal Dispersions* (Cambridge University Press, New York, 1989).
- [2] R. G. Larson, *The Structure and Rheology of Complex Fluids* (Oxford University Press, New York, 1999).
- [3] P. Strating, J. Chem. Phys. **103**, 10226 (1995).
- [4] Y. Yamamoto and A. Onuki, Phys. Rev. E **58**, 3515 (1998).
- [5] L. Berthier and J.-L. Barrat, J. Chem. Phys. **116**, 6228 (2002).
- [6] L. Berthier, J.-L. Barrat, and J. Kurchan, Phys. Rev. E **61**, 5464 (2000).
- [7] M. Sellitto and J. Kurchan, cond-mat/0507128.
- [8] M. Fuchs and M. E. Cates, Phys. Rev. Lett. **89**, 248304 (2002).
- [9] K. Miyazaki, D. R. Reichman and R. Yamamoto, Phys. Rev. E **70**, 011501 (2004).
- [10] C. B. Holmes, M. E. Cates, M. Fuchs, and P. Sollich, J. Rheol. **49**, 237 (2005).
- [11] M. Fuchs and M. E. Cates, J. Phys: Condens. Matter **17**, S1681 (2005).
- [12] J. G. Kirkwood, F. P. Buff and M. S. Green, J. Chem. Phys. **17**, 988 (1949).
- [13] H. S. Green, *The Molecular Theory of Fluids* (North-Holland, Amsterdam, 1952).
- [14] A. A. Broyles, J. Chem. Phys. **33**, 456 (1960).
- [15] T. Ohtsuki, Physica **108A**, 441 (1981).
- [16] L. M. Delves and J. L. Mohamed, *Computational Methods for Integral equations* (Cambridge, London, 1985).
- [17] U. Bengtzelius, Phys. Rev. A **33**, 3433 (1986).
- [18] We found numerically that in the neighborhood of the stability boundary, the largest non-critical eigenvalue is less than -0.5 .
- [19] M. C. Cross and P. C. Hohenberg, Rev. Mod. Phys. **65**, 851 (1993).
- [20] M. Otsuki and S. Sasa, in preparation.