

Entropic signature of quantum phase transitions in low-dimensional models

Ö. Legeza and J. Sólyom

Research Institute for Solid State Physics and Optics, H-1525 Budapest, P. O. Box 49, Hungary

(Dated: May 24, 2019)

We propose a new approach to locate quantum phase transitions in low-dimensional lattice models using the density-matrix renormalization-group (DMRG) method. It is demonstrated on the example of fermionic and spin models that the von Neumann entropy of the ensemble of two neighboring sites in a long chain is a better indicator of quantum phase transition than calculating gaps or order parameters.

The search for ground state and the study of quantum phase transitions as the coupling constants are changed is a challenging problem when strongly correlated fermionic or spin systems are studied. In many cases the energy of the ground state and low-lying excited states or the order parameters characterizing the various phases, eventually susceptibilities are determined numerically on finite chains and their thermodynamic limit is determined using the finite-size scaling method. Depending on the nature of the phase transition, shorter or longer chains are needed for a reliable extrapolation.

The density-matrix renormalization-group (DMRG) method [1] offers a convenient approach to study the ground state properties and the opening or closing of gaps in large quantum systems, but in many cases no reliable extrapolation can be done even from calculations on rather long chains and therefore no definitive conclusions can be drawn. Another problem could be that the order parameter is not always known. In this letter, we propose a new approach to detect quantum phase transitions and to locate them in low-dimensional spin or fermionic models. It is based on studying the behavior of the von Neumann entropy of an ensemble of two sites in the middle of a long chain, which can easily be implemented in a DMRG algorithm.

Knowing the reduced density matrix ρ_i of site i , which is obtained from the wave function of the total system by tracing out all configurations of all other sites, the von Neumann entropy of this site can be determined from $s_i = -\text{Tr} \rho_i \ln \rho_i$. For a model with q degrees of freedom per site s_i may vary between 0 and $\ln q$. As a function of the coupling constant it has a jump at a first-order transition, while if a second-order transition takes place between two differently ordered phases, the site entropy is expected to show a sharp maximum at the transition point. A similar quantity, the concurrence, can also be used to locate quantum phase transition points, as has been shown by Vidal *et al* [2] for the Ising model in transverse field.

The site entropy, however, is not always a good indicator of a quantum phase transition. As an example let us consider the most general isotropic spin-1 chain model described by the Hamiltonian[3]

$$\mathcal{H} = \sum_i [\cos \theta (\mathbf{S}_i \cdot \mathbf{S}_{i+1}) + \sin \theta (\mathbf{S}_i \cdot \mathbf{S}_{i+1})^2]. \quad (1)$$

At $\theta = -3\pi/4$, the model has SU(3) symmetry, the ground state is exactly known. All spins are in the $S_z = 0$ state, the site entropy is zero. For $\theta < -3\pi/4$ the ground state is a totally aligned ferromagnetic state, the single-site entropy is constant but finite, as seen in Fig. 1, because the $S_{\text{tot}}^z = 0$ component of the ferromagnetic state is considered. The entropy jumps from this value to $s_i = \ln 3$ when $\theta > -3\pi/4$, which is a clear indication of a first-order transition at this point and it remains independent of θ in the whole range $-3\pi/4 < \theta < 0$. This is the consequence of unbroken SU(2) symmetry, despite the fact that—although there is still some debate in the literature about the lower boundary[4]—it is well known that the point $\theta = -\pi/4$ separates the Haldane phase, which exists for $-\pi/4 \leq \theta \leq \pi/4$ from the dimerized phase, which is the ground state for $-3\pi/4 < \theta < -\pi/4$.

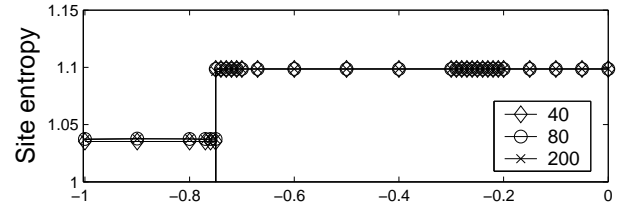


FIG. 1: θ dependence of the single-site entropy of the central site of the isotropic spin-1 chain, determined for different chain lengths.

The first aim of this letter is to point out that the two latter phases could be distinguished and the transition between them located if instead of the entropy of a single site, the entropy of the ensemble of two neighboring central sites is considered. Moreover, it will be shown that this procedure is not specific to this model, it can be applied more generally to detect quantum phase transitions in low-dimensional lattice models.

It is known that in the bilinear-biquadratic spin-1 chain the valence-bond structure is rearranged at the transition between the two phases mentioned above. In the Haldane phase all neighbors are coupled predominantly by one valence bond, as in the AKLT state[6], while in the dimerized phase stronger and weaker bonds alternate. Accordingly, the entropy of two neighboring sites defined by

$$s_{i,i+1} = -\text{Tr} \rho_{i,i+1} \ln \rho_{i,i+1}, \quad (2)$$

where $\rho_{i,i+1}$ is the reduced density matrix of two neighboring sites, is expected to be different on the two sides of the transition point. This is indeed found in the numerical DMRG calculations performed in the range $-\pi \leq \theta \leq 0$. As seen in Fig. 2, in addition to the jump at $\theta = -3\pi/4$, where the transition to the ferromagnetic state occurs, a peak appears near but above $\theta = -\pi/4$ becoming sharper and sharper as longer and longer chains are studied and its position shifts towards $-\pi/4$. In the thermodynamic limit a cusp-like structure is obtained corresponding to a second order phase transition. For smaller θ values the two-site entropy develops a minimum and rises again to a sharp peak just above $-3\pi/4$, where it suddenly drops to zero. The region between the two peaks correlates well with the region where dimer order is expected to exist. The numerically determined dimer order parameter, the difference of bond energies between two neighboring bonds in an open chain, is also shown in that figure.

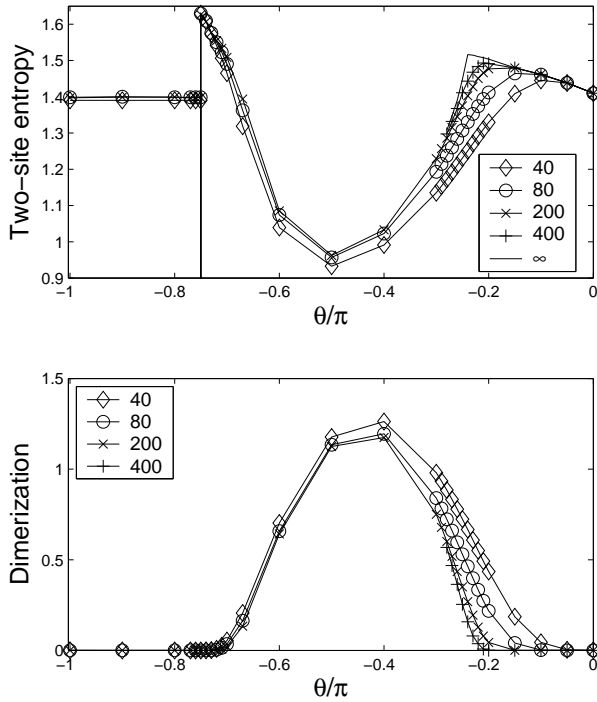


FIG. 2: (a) θ dependence of the two-site entropy of central sites of the isotropic spin-1 chain, determined for different chain lengths. (b) The dimer order parameter.

It is worth noting that there is no sign of any anomalous behavior of the two-site entropy in the region $-3\pi/4 < \theta < -0.67\pi$ where a spin nematic phase has been reported earlier [4]. This seems to lend further support to our recent result [5] that the dimerized ground state exists down to the ferromagnetic state.

Having demonstrated the usefulness of the study of the two-site entropy we now use it to study the phase diagram of the ionic Hubbard model proposed [7] to explain the neutral-to-ionic (N-I) transition first observed in or-

ganic mixed-stack charge-transfer salts [8]. The model is defined by the Hamiltonian

$$\mathcal{H} = t \sum_{i\sigma} \left(c_{i\sigma}^\dagger c_{i+1\sigma} + c_{i+1\sigma}^\dagger c_{i\sigma} \right) + U \sum_i n_{i\uparrow} n_{i\downarrow} + \frac{\Delta}{2} \sum_{i\sigma} (-1)^i n_{i\sigma}. \quad (3)$$

When the number of electrons is exactly equal to the number of sites, the competition between the on-site energy difference Δ and the Coulomb energy U will determine whether the system is a band insulator ($U < \Delta$) where both the charge and spin gaps are finite or a correlated Mott insulator ($U > \Delta$) where only the charge gap is finite. When hopping is negligibly weak, the transition takes place at $U = \Delta$. As was first pointed out by Fabrizio *et al.* [9], for finite t values the transition between these two states occurs in two steps. The charge gap closes and reopens at a critical value U_c , while the spin gap vanishes at a different value U_s . The transition at $U = U_c$ is Ising-like while the one at U_s is a Kosterlitz-Thouless transition. A dimerized bond-order phase exists between the two critical values $U_c < U < U_s$.

Since then the model has been studied in detail by several groups [10, 11, 12, 13, 14] using both analytic and numerical methods. Although the most recent numerical calculations [11, 14] seem to support the picture with two transitions, no definitive conclusions have been reached yet. The difficulty can be seen from Fig. 3, which shows the dimer order parameter for finite chains with open boundary condition.

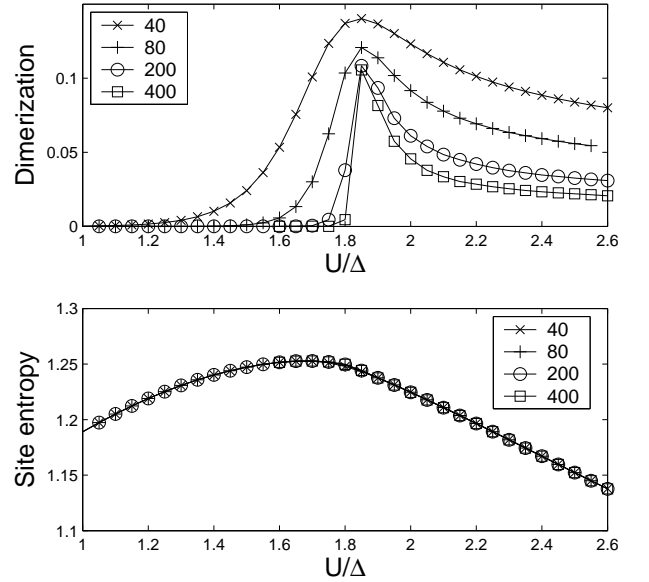


FIG. 3: (a) Dimer order parameter of the ionic Hubbard model for $t/\Delta = 1$ for different chain lengths and (b) the entropy of the central site.

Our numerical calculations were performed on finite chains up to 400 lattice sites using the dynamic block

state selection (DBSS) approach.[15]. We set the threshold value of the quantum information loss χ to 10^{-8} . The minimum number of block states M_{\min} has been set to 256. The entropy sum rule was checked for all finite chain lengths for each DMRG sweeps, and it was found that the sum rule was satisfied after the second sweep already. Even with this care to get accurate results, only the Ising-like transition, the appearance of the dimer order can rather well be located, the Kosterlitz-Thouless transition at larger values of the Coulomb coupling, where the dimerization disappears again, cannot be established with certainty. The same happens when the gaps are studied.

Moreover, when—in order to avoid boundary effects—the single-site entropy of the central site was determined as a function of the Coulomb coupling, a rather smooth curve was obtained without any cusp or sharp maximum. If, however, the two-site entropy is calculated, two maxima appear in that quantity as seen in Fig. 4

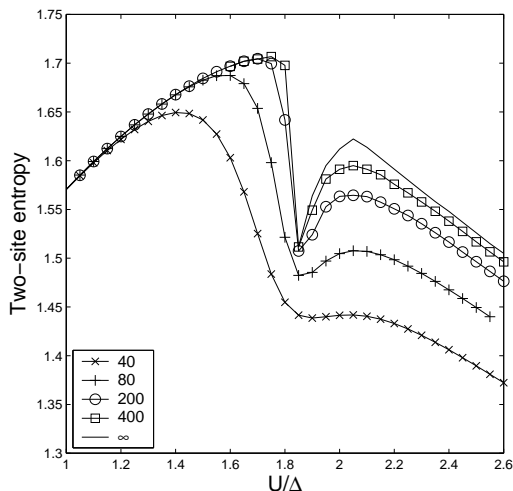


FIG. 4: Two-site entropy of the ionic Hubbard model for $t = 1$ for different chain lengths.

As the size of the system is increased the two maxima get closer, but our finite-size scaling analysis shows that they remain separated and develop into two cusps indicating that there are in fact two phase transitions in the model. The same behavior has been found for other values of t/Δ , except that with decreasing t/Δ the two peaks come closer and the extension of dimerized phase shrinks. This result gives strong support to the two-transition scenario mentioned above.

As a next example we have considered another model proposed to describe the neutral-to-ionic transition[16]. In this model donor molecules with ionization energy I and acceptor molecules with electron affinity A , respectively alternate. If the energies are measured with respect to the neutral state, in which the donors are doubly occupied and the acceptors are empty, the molecular levels

are described by the Hamiltonians

$$\mathcal{H}_D = I \sum_i (2 - n_{2i}) + U_D \sum_i (1 - n_{2i,\uparrow})(1 - n_{2i,\downarrow}), \quad (4)$$

and

$$\mathcal{H}_A = -A \sum_i n_{2i-1} + U_A \sum_i n_{2i-1,\uparrow} n_{2i-1,\downarrow}, \quad (5)$$

respectively, and the hopping, the charge transfer between neighboring donors and acceptors is given by

$$\begin{aligned} \mathcal{H}_{CT} = t \sum_{i\sigma} [& c_{2i\sigma}^\dagger (c_{2i-1,\sigma} + c_{2i+1,\sigma}) \\ & + (c_{2i-1,\sigma}^\dagger + c_{2i+1,\sigma}^\dagger) c_{2i,\sigma}]. \end{aligned} \quad (6)$$

Since in realistic charge-transfer salts the on-site Coulomb energy is presumably the largest energy, it is reasonable to assume that its unique role is to forbid doubly ionized (empty) donors and doubly ionized (doubly occupied) acceptors. The transition between the neutral and ionic phases is driven by the intersite Coulomb coupling,

$$\mathcal{H}_C = -V \sum_i (2 - n_{2i})(n_{2i-1} + n_{2i+1}). \quad (7)$$

The relevant parameter is V/Δ , where $\Delta = \frac{1}{2}(I - A)$.

This problem has been studied by exact diagonalization on relatively short chains [16] as well as by valence-bond techniques [17]. For small transfer integral the model was found to exhibit a first-order phase transition from a neutral to an ionic phase as a function of V/Δ . For t/Δ larger than 0.3 the transition changes character and a second-order phase transition has been reported. Our numerical result for the one-site entropy for $t/\Delta = 1$ is shown in Fig. 5(a). It is clearly seen that a cusp-like structure develops in the one-site entropy at $V/\Delta \simeq 1.42$ indicating a second-order transition.

Since it has been suggested that the system dimerizes at the transition, the breakdown of translational symmetry has been checked by calculating—as an alternative to the usual dimer order parameter—the difference of two-site entropies on neighboring sites,

$$D_S = S_{i+1,i+2} - S_{i,i+1}, \quad (8)$$

in the center of the chain, $i = N/2$. This quantity is shown in Fig. 5(b). The numerical results indicate clearly that the system is dimerized at the transition where the one-site entropy has a cusp. It has also been clearly established on chains up 800 lattice sites that the dimer order disappears for $V/\Delta > 3$, but even such long chains do not allow a reliable extrapolation to determine the coupling where this happens.

On the contrary the two-site entropy shown in Fig. 6 has two well defined peaks whose location can be easily obtained. Finite-size scaling of the peak positions gives two transitions. For small transfer integral, $t < 0.3$, the

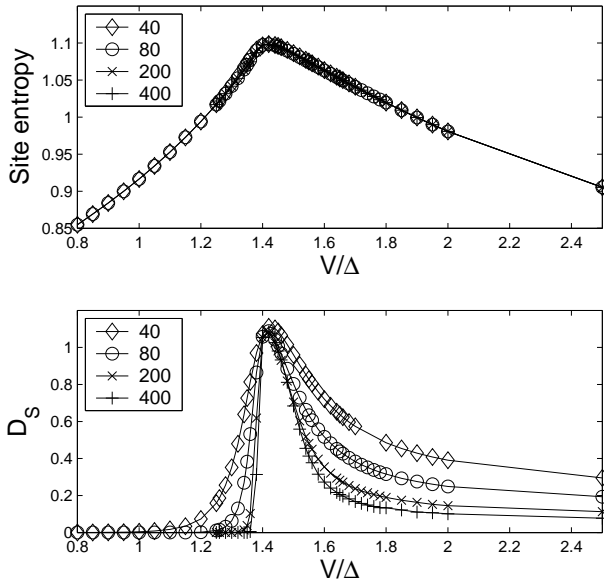


FIG. 5: (a) Dimer order parameter of the donor-acceptor model for $t = 1$ for different chain lengths and (b) the entropy of the central site.

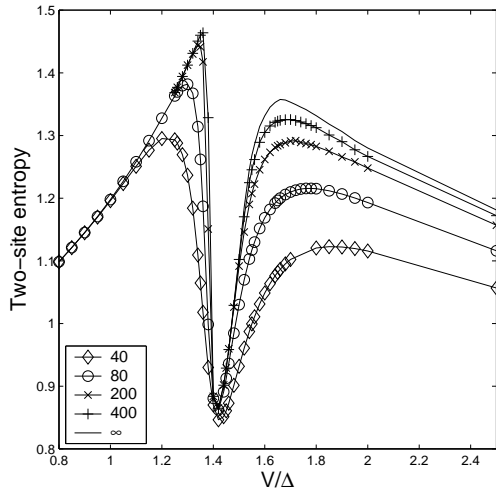


FIG. 6: Two-site entropy of the donor-acceptor model for $t/\Delta = 1$ for different chain lengths.

two transition points coalesce, both the one and two-site entropy exhibit a sharp jump, the transition is of first order.

In conclusion, we have found that the entropy of the ensemble of two sites, which can be easily calculated in the density-matrix renormalization-group procedure provides us with extra information not contained in the single-site entropy. Even when it is difficult to establish the opening or closing of a gap or the vanishing of an order parameter, or when the single-site entropy is featureless since it is insensitive to the breaking of symmetry that distinguishes the two phases, the two-site entropy can be more appropriate to study, since even in such cases it may display maxima at the phase transition points. Using this procedure we have demonstrated that the ionic Hubbard model and the donor-acceptor model do in fact have two phase transitions.

It should be mentioned that the two-site entropy has been studied recently by Riesler *et al* [18] to study orbital interaction within the context of quantum chemistry. This research was supported in part by the Hungarian Research Fund(OTKA) Grants No. T 043330 and F 046356. The authors acknowledge computational support from Dynaflex Ltd under Grant No. IgB-32. Ö. L. was also supported by the János Bolyai scholarship.

-
- [1] S. R. White, Phys. Rev. Lett. **69**, 2863 (1992); Phys. Rev. B **48**, 10345 (1993).
 - [2] J. Vidal, G. Palacios, R. Mosseri, Phys. Rev. A **69**, 022107 (2004); J. Vidal, R. Mosseri, J. Dukelsky, *ibid.* **69**, 054101 (2004).
 - [3] For its phase diagram see G. Fáth and J. Sólyom, Phys. Rev. B **44**, 11836 (1991); **47**, 872 (1993); **51**, 3620 (1995).
 - [4] A. V. Chubukov, J. Phys. Condens. Matter **2**, 1593 (1990); Phys. Rev. B **43**, 3337 (1991); A. Läuchli, G. Schmid, and T. Trebst, cond-mat/0311082 (2003).
 - [5] K. Buchta, G. Fáth, Ö. Legeza and J. Sólyom, Phys. Rev. B **72**, 054433 (2005).
 - [6] I. Affleck, T. Kennedy, E. Lieb, and H. Tasaki, Phys. Rev. Lett. **59**, 799 (1987).
 - [7] J. Hubbard and J. B. Torrance, Phys. Rev. Lett. **47**, 1750 (1981).
 - [8] J. B. Torrance, J. E. Vazquez, J. J. Mayerle, and V. Y. Lee, Phys. Rev. Lett. **46**, 253 (1981).
 - [9] M. Fabrizio, A. O. Gogolin, and A. A. Nersisyan, Phys. Rev. Lett. **83**, 2014 (1999); Nucl. Phys. B **580**, 647 (2000).
 - [10] A. P. Kampf, M. Sekania, G. I. Japaridze, and P. Brune, J. Phys.: Condens. Matter **15**, 5895 (2003).

- [11] S. R. Manmana, V. Meden, R. M. Noack, and K. Schönhammer, Phys. Rev. B **70**, 155115 (2004).
- [12] Z. G. Soos, S. A. Bewick, A. Peri, and A. Painelli, J. Chem. Phys. **120**, 6712 (2004).
- [13] A. A. Aligia and C. D. Batista, cond-mat/0412026 (2004).
- [14] L. Tincani, R. Noack, and D. Baeriswyl (unpublished).
- [15] Ö. Legeza, J. Röder, and B. A. Hess, Phys. Rev. B **67**, 125114 (2003); Ö. Legeza and J. Sólyom, Phys. Rev. B **70**, 205118 (2004).
- [16] B. Horovitz and J. Sólyom, Phys. Rev. B **35**, 7081 (1987).
- [17] A. Painelli and A. Girlando, Phys. Rev. B **37**, 5748 (1988).
- [18] J. Rissler, R.M. Noack, S.R. White, cond-mat/0508524 (2005).