

Confined polar optical phonons in semiconductor double heterostructures: an improved continuum approach

F. Comas,^{1,*} I. Camps,¹ N. Studart,¹ and G. E. Marques¹

¹*Departamento de Física, Universidade Federal de São Carlos, 13565-905 São Carlos SP, Brazil*

(Dated: November 14, 2018)

Confined polar optical phonons are studied in a semiconductor double heterostructure (SDH) by means of a generalization of a theory developed some years ago and based on a continuous medium model. The treatment considers the coupling of electro-mechanical oscillations and involves dispersive phonons. This approach has provided results beyond the usually applied dielectric continuum models, where just the electric aspect of the oscillations is analyzed. In the previous works on the subject the theory included phonon dispersion within a quadratic (parabolic) approximation, while presently linear contributions were added by a straightforward extension of the fundamental equations. The generalized version of the mentioned theoretical treatment leads to a description of long wavelength polar optical phonons showing a closer agreement with experimental data and with calculations along atomistic models. This is particularly important for systems where the linear contribution to dispersion becomes predominant. We present a systematic derivation of the underlying equations, their solutions for the bulk and SDH cases, providing us a complete description of the dispersive modes and the associated electron-phonon Hamiltonian. The results obtained are applied to the case of a EuS/PbS/EuS quantum-well.

PACS numbers: 63.22.+m, 63.20.Dj, 63.20.Kr

I. INTRODUCTION

Polar optical phonons can be studied along the lines of continuous media treatments for bulk semiconductors or semiconductor microcrystallites leading to useful results valid in the long wavelength limit^{1,2,3}. This kind of approach has been also applied in the case of semiconductor nanostructures (Quantum-Wells, Quantum-Wires, Quantum-Dots, etc.) and met an acceptable degree of success in spite of the nanoscopic dimensions of the systems^{4,5,6,7,8,9,10}. The so-called “dielectric continuous approach”, based upon the well-known Born-Huang equations, is frequently applied and allows the description of the LO, TO and IF (interface) polar optical phonons. The main limitation of this approach should be related to the pure electromagnetic nature of the treatment, while very often just dispersionless phonons are addressed. Several years ago the need for a better description of polar optical phonons was recognized, while theories involving dispersive phonons and discussing on equal grounds both the electric and mechanical aspects of the oscillations were proposed. The matching boundary conditions at the heterostructure interfaces were also appropriately reanalyzed, putting forward one important issue: the involved oscillations display a mixed character, and we cannot any longer consider the TO, LO and IF phonons as individual entities. Among the various proposed approaches, in Refs. [11,12,13] a system of coupled differential equations was derived involving the displacement vector \mathbf{u} and the electric potential φ for each segment of a given heterostructure, while the boundary conditions at the interfaces were also deduced from the fundamental equations in a cogent way. The latter approach has been applied during more than a decade to different nanostructures, meeting a reasonable degree of success^{14,15,16,17,18}. The obtained phonon modes are dispersive and essentially valid near the Brillouin Zone (BZ) center, while dispersion is assumed quadratic (parabolic) with the wave vector \mathbf{k} . However, it has been discussed that the sole parabolic dispersion is not able to describe the phonons within an acceptable approximation even if we limit ourselves to a limited region of the BZ (near the Γ point)¹⁹. The latter issue is the main motivation for the present work.

We develop a generalization of the equations presented in the above mentioned references allowing to introduce a phonon dispersion that includes both linear and quadratic terms, thus leading to a frequency dependence on k of the general form $\omega^2 = \omega_0^2 + \beta k + \beta' k^2$ for the bulk semiconductor. With this aim, the equations in the previous references^{11,12,13,14} are modified. Concerning the boundary conditions they need not to be altered, remaining the same as in the cited references and in close correspondence with the underlying equations. The new equations are solved for two cases: the bulk semiconductor and the semiconductor double heterostructure (SDH). The SDH is a well known system, in which a certain semiconductor slab, made of material “1”, is sandwiched between two slabs of material “2”. The results are applied to an interesting case, the EuS/PbS/EuS QW, where it is evident that the introduced generalizations play an important role. It should be emphasized that the added linear terms seem to be necessary for achieving reliable agreement with experiment and atomistic calculations in almost all the cases we have analyzed.

The paper is organized as follows. In Sec. II we propose the new coupled differential equations involved in this

approach and discuss their physical meaning. Section III shows the solutions for the bulk semiconductor case. In Section IV the solutions for the SDH are derived, including a derivation of the three possible oscillation modes and their dispersion laws. Section V is devoted to normalization of the phonon states and a deduction of the electron-phonon interaction Hamiltonian. Finally, in Section VI a physical analysis of the EuS/PbS/EuS QW is done and some general conclusions are also given.

II. FUNDAMENTAL EQUATIONS

For the relative displacement vector \mathbf{u} and the electric potential φ we assume the equations:

$$\rho(\omega^2 - \omega_T^2)\mathbf{u} = \alpha\nabla\varphi + \rho\beta_L^2\nabla\nabla\cdot\mathbf{u} - \rho\beta_T^2\nabla\times\nabla\times\mathbf{u} + i\rho(\mathbf{a}\cdot\nabla)\mathbf{u} + i\rho\mathbf{b}(\nabla\cdot\mathbf{u}); \quad (1)$$

and

$$\nabla^2\varphi = \frac{4\pi\alpha}{\epsilon_\infty}\nabla\cdot\mathbf{u} \quad \text{with} \quad 4\pi\alpha^2 = \rho\omega_T^2(\epsilon_0 - \epsilon_\infty) = \rho\epsilon_\infty(\omega_L^2 - \omega_T^2). \quad (2)$$

In the Eqs. (1) and (2) the same notation as in Ref. 11,12,13 is in general applied. ρ is the reduced mass density associated to the ion couple, ϵ_0 (ϵ_∞) is the low frequency (high frequency) dielectric constant, ω_T (ω_L) is the transverse (longitudinal) phonon frequency at the Γ point of the bulk semiconductor, and we assume the validity of the Lyddane-Sachs-Teller relation ($\omega_L^2/\omega_T^2 = \epsilon_0/\epsilon_\infty$). The Maxwell equations are applied in the nonretarded limit ($c \rightarrow \infty$) and the quantities are considered to depend harmonically on the time ($\sim \exp(-i\omega t)$). Parameters β_L and β_T (with dimensions of velocity) are introduced to describe the quadratic (parabolic) phonon dispersion and used to fit the bulk semiconductor dispersion curve. They were already considered in previous works. Now we are introducing new parameters in the form of vectors \mathbf{a} and \mathbf{b} , not considered in previous works and leading to linear terms in the phonon dispersion law. Eqs. (1) and (2) represent a system of four coupled partial differential equations assumed to describe the confined polar optical phonons in each segment of the semiconductor heterostructure. The solutions must be matched at the interfaces by applying the boundary conditions both for \mathbf{u} and φ . These boundary conditions were already discussed in^{11,12,13} and similar papers, and remain to be valid in the present case as can be easily proved. Let us recall them:

- Continuity of \mathbf{u} and φ at the interfaces.
- Continuity of the normal component of the electric induction vector $\mathbf{D} = \epsilon_\infty\mathbf{E} + 4\pi\alpha\mathbf{u}$.
- Continuity of the normal component of the “stress tensor” σ_{ij} , i.e., continuity of the force flux through the interface.

In our case the tensor σ_{ij} is defined in the form:

$$\sigma_{ij} = -\rho(\beta_L^2 - 2\beta_T^2)(\nabla\cdot\mathbf{u})\delta_{ij} - \rho\beta_T^2(u_{j,i} + u_{i,j}) + i\rho(b_i u_j + a_j u_i) \quad .$$

where the suffixes $i, j = 1, 2, 3$ and should not be confused with the $i = \sqrt{-1}$ used as a factor. Obviously, in all the equations above we assume an isotropic model for the semiconductor compound. The comma in $u_{i,j}$ denotes the partial derivative with respect to x_j . The four latter terms at the r.h.s. of Eq. (1) may be written as the divergence of tensor σ_{ij} and represent a certain force density which should be added to the force density $-\rho\omega_T^2\mathbf{u}$. It must be remarked that σ_{ij} , strictly speaking, should not be interpreted as the usual stress tensor applied in the theory of elastic media. In the first place, vector \mathbf{u} is the relative displacement between the ions (and not the displacement of each atom with respect to its equilibrium position). But, as has been extensively discussed in all previously published works on this subject, the considered terms are phenomenological in their nature and introduced with the direct purpose of reproducing phonon dispersion as observed in experiments and in microscopic (atomistic) calculations. In this connection tensor σ_{ij} must be considered as a pure phenomenological quantity allowing a better description of phonon dispersion, and we have not attempted to relate it to the elastic constants of a continuous medium. However, it may be assumed to introduce in our long wavelength approach an appropriate account of what is done in atomistic treatments, where the interaction between and atom and its different neighbors is used for the calculations.

We must emphasize that in some of the previously published papers the third boundary condition for the tensor σ_{ij} has not been applied, because it was assumed that $\mathbf{u}|_S = 0$ at the interfaces. The latter boundary condition holds whenever the mechanical oscillations from a given segment of the heterostructure do not show significant penetration

into the adjacent segments. This condition can be safely used when semiconductor “1” does not vibrate mechanically in the range of mechanical vibrations of semiconductor “2”, and this is well fulfilled when the bandwidths of the optical phonons belonging to (bulk) semiconductors “1” and “2” is much smaller than the frequency gap between them. Microscopic (atomic) models for the optical phonons also support this approximation. In this case the second boundary condition reduces to the continuity of $\epsilon_\infty \partial\varphi/\partial N|_S$ at each interface.

III. BULK SEMICONDUCTOR CASE

In the case of a bulk semiconductor the quantities \mathbf{u} and φ should show a dependence on \mathbf{r} in the form $\sim \exp(i\mathbf{k}\cdot\mathbf{r})$, and direct substitution of these solutions in Eqs. (1) and (2) leads to:

$$\varphi = -\frac{4\pi\alpha i}{\epsilon_\infty k^2}(\mathbf{k}\cdot\mathbf{u}) \quad (3)$$

and

$$(\omega^2 - \omega_T^2 + \mathbf{a}\cdot\mathbf{k} + \beta_T^2 k^2)\mathbf{u} = [(\omega_L^2 - \omega_T^2)\mathbf{k}/k^2 - \beta_L^2 \mathbf{k} + \beta_T^2 \mathbf{k} - \mathbf{b}](\mathbf{k}\cdot\mathbf{u}). \quad (4)$$

Taking $\mathbf{u} = \mathbf{u}_T + \mathbf{u}_L$ where $\mathbf{k}\cdot\mathbf{u}_T = 0$, $\mathbf{k}\cdot\mathbf{u}_L \neq 0$, $\mathbf{k}\times\mathbf{u}_L = 0$, and $\mathbf{k}\times\mathbf{u}_T \neq 0$ we are directly led to:

$$(\omega^2 - \omega_L^2 + (\mathbf{a} + \mathbf{b})\cdot\mathbf{k} + \beta_L^2 k^2)\mathbf{u}_L = 0, \quad (5)$$

and

$$(\omega^2 - \omega_T^2 + \mathbf{a}\cdot\mathbf{k} + \beta_T^2 k^2)\mathbf{u}_T = 0. \quad (6)$$

Eq. (5) is obtained after scalar multiplication by vector \mathbf{k} and describes longitudinal mechanical vibrations coupled to the electric potential φ . Eq. (6) follows after vector multiplication by \mathbf{k} and describes transversal mechanical vibrations not involving an electric field. The corresponding dispersion laws are evidently implicit in the equations. Moreover, by applying the equation $\mathbf{D} = \epsilon(\omega, \mathbf{k})\mathbf{E} = \epsilon_\infty\mathbf{E} + 4\pi\alpha\mathbf{u}$, we can find the dielectric function in the form:

$$\frac{\epsilon(\omega, \mathbf{k})}{\epsilon_\infty} = \frac{\omega^2 - \omega_L^2 + (\mathbf{a} + \mathbf{b})\cdot\mathbf{k} + \beta_L^2 k^2}{\omega^2 - \omega_T^2 + \mathbf{a}\cdot\mathbf{k} + \beta_T^2 k^2}, \quad (7)$$

which is the expected structure of the dielectric function for this type of dispersive phonons.

Let us now remark that, within the isotropic model we are applying, the direction of vectors \mathbf{a} and \mathbf{b} may be chosen in a suitable way. Thus, we have found convenient to take them along the vector \mathbf{k} , so we can finally write $\mathbf{a}\cdot\mathbf{k} = ak$ and $\mathbf{b}\cdot\mathbf{k} = bk$. The sign and value of the quantities a and b should be found after a fitting of the bulk semiconductor dispersion law, embracing a certain percent (say, 30-40 %) of the BZ near the Γ point. By the same method parameters $\beta_{T(L)}$ should be determined. Depending on the involved semiconductor compound we may be led to consider the quantity $\beta_{T(L)}^2$ with a minus sign, and this can be easily done by the formal substitution $\beta_{T(L)} \rightarrow i\beta_{T(L)}$.

IV. SEMICONDUCTOR DOUBLE HETEROSTRUCTURE CASE

We consider the SDH grown along the z-axis, such that for $-d/2 < z < d/2$ we have semiconductor “1”, and for $|z| > d/2$ we have semiconductor “2”. Obviously, the interfaces are located at $z = \pm d/2$ and are formally assumed as infinite plane surfaces. In order to find the solutions of Eqs. (1) and (2) we shall use the auxiliary potentials \mathbf{A} and Ψ , such that:

$$\mathbf{u} = \nabla\Psi + \nabla\cdot\mathbf{A} \quad \text{with} \quad \nabla\cdot\mathbf{A} = 0. \quad (8)$$

Substitution of Eq. (8) in Eqs. (1) and (2), provides equations for Ψ and \mathbf{A} having the form:

$$\nabla^2 \left[\nabla^2 \Psi + \frac{\omega_L^2 - \omega^2}{\beta_L^2} \Psi + \frac{i}{\beta_L^2} (\mathbf{a} + \mathbf{b}) \cdot \nabla \Psi \right] = 0 , \quad (9)$$

and

$$\nabla^2 \left[\nabla^2 \mathbf{A} + \frac{\omega_T^2 - \omega^2}{\beta_T^2} \mathbf{A} + \frac{i}{\beta_T^2} \mathbf{a} \cdot \nabla \mathbf{A} + \frac{i}{\beta_T^2} \mathbf{b} \times \nabla \Psi \right] = 0 , \quad (10)$$

As may be seen the Eqs. (9) and (10) bear a certain analogy with the corresponding equations in Ref. 14. However, besides the presence of linear terms in ∇ involving first order derivatives, we notice that Eq. (10) is now coupled to Eq. (9). We are thus led to equations showing some significant differences with respect to those of¹⁴.

In order to find the solutions of the Eqs. (9) and (10) we consider the wave vector $\boldsymbol{\kappa} \equiv (\kappa_x, \kappa_y)$, belonging to the (x, y) plane, and propose:

$$\Psi(\mathbf{r}) = v(z) \exp(i\boldsymbol{\kappa} \cdot \mathbf{R}) \quad , \quad \mathbf{A}(\mathbf{r}) = \mathbf{A}(z) \exp(i\boldsymbol{\kappa} \cdot \mathbf{R}) . \quad (11)$$

The exponential in Eq. (11) is a consequence of the translational invariance within the (x, y) plane, this invariance is evidently destroyed for displacements along the z axis. We are taking $\mathbf{R} \equiv (x, y)$. Vectors \mathbf{a} and \mathbf{b} shall be taken along vector $\boldsymbol{\kappa}$. Thus, we are led to the following equation for $v(z)$:

$$\frac{d^2 v}{dz^2} + Q_L^2 v = s \quad \text{with} \quad Q_L^2 = \frac{\omega_L^2 - \omega^2 - (a+b)\kappa}{\beta_L^2} - \kappa^2 , \quad (12)$$

where s satisfies the equation $\left[\frac{d^2}{dz^2} - \kappa^2 \right] s = 0$. It is then obvious that the general solution for $v(z)$ is given in the form:

$$v(z) = B \exp(iQ_L z) + B' \exp(-iQ_L z) + \frac{1}{Q_L^2 + \kappa^2} (C \exp(\kappa z) + C' \exp(-\kappa z)) , \quad (13)$$

displaying four constants as corresponds to a solution of Eq. (9). The latter solution applies to the interval $-d/2 < z < d/2$, while for $|z| > d/2$ the divergent solutions should be eliminated.

In our model of an isotropic semiconductor, we may take advantage of rotational invariance about the z axis, and, without lost of generality, take the y axis along vector $\boldsymbol{\kappa}$. Hence, we can write $\boldsymbol{\kappa} \equiv (0, \kappa)$. Under the latter conditions, the equation for $\mathbf{A}(z)$ is reduced to:

$$\frac{d^2 \mathbf{A}}{dz^2} + Q_T^2 \mathbf{A}(z) + \frac{ib}{\beta_T^2} \frac{dv}{dz} \mathbf{e}_z = \mathbf{s} \quad \text{with} \quad Q_T^2 = \frac{\omega_T^2 - \omega^2 - a\kappa}{\beta_T^2} - \kappa^2 , \quad (14)$$

where the components of vector \mathbf{s} are solutions of the equation $\left[\frac{d^2}{dz^2} - \kappa^2 \right] s_i = 0$ and s_i with $i = 1, 2, 3$ represents the cartesian components. Vector \mathbf{e}_z is a unit vector along the z axis. We are thus led to the following equations for the components of \mathbf{A} :

$$\left[\frac{d^2}{dz^2} + Q_T^2 \right] A_x + \frac{ib}{\beta_T^2} \frac{dv}{dz} = s_x \quad , \quad \left[\frac{d^2}{dz^2} + Q_T^2 \right] A_y = s_y \quad , \quad \left[\frac{d^2}{dz^2} + Q_T^2 \right] A_z = s_z . \quad (15)$$

The solutions of Eqs. (15) are given in the form:

$$\begin{aligned} A_x = & B_x \exp(iQ_T z) + B'_x \exp(-iQ_T z) + \frac{bQ_L}{\beta_T^2(Q_T^2 - Q_L^2)} [B \exp(iQ_L z) - B' \exp(-iQ_L z)] \\ & + \frac{1}{Q_T^2 + \kappa^2} [(C_x - i\delta C') \exp(\kappa z) + (C'_x + i\delta C') \exp(-\kappa z)] , \end{aligned} \quad (16)$$

where $\delta = b\kappa/(\beta_T^2(Q_L^2 + \kappa^2))$.

$$A_j = B_j \exp(iQ_T z) + B'_j \exp(-iQ_T z) + \frac{1}{Q_T^2 + \kappa^2} [C_j \exp(\kappa z) + C'_j \exp(-i\kappa z)] \quad \text{with } j = y, z \quad (17)$$

The condition $\nabla \cdot \mathbf{A} = 0$ leads to the equation $i\kappa A_y(z) + \frac{d}{dz} A_z(z) = 0$ and gives additional relations for the constants: $\kappa B_y = -Q_T B_z$, $\kappa B'_y = Q_T B'_z$, $iC_y = -C_z$, and $iC'_y = C'_z$.

Using the latter results for Ψ and \mathbf{A} in Eq. (8), we may obtain an explicit expression for \mathbf{u} . We are thus led to:

$$\mathbf{u} = [X(z)\mathbf{e}_x + Y(z)\mathbf{e}_y + Z(z)\mathbf{e}_z] \exp(i\kappa y) \quad , \quad (18)$$

where

$$X(z) = iQ_T [B_y \exp(iQ_T z) - B'_y \exp(-iQ_T z)] \quad , \quad (19)$$

$$Y(z) = -iQ_T [B_x \exp(iQ_T z) - B'_x \exp(-iQ_T z)] + ik\Gamma [B \exp(iQ_L z) + B' \exp(-iQ_L z)] \\ + \frac{i\kappa}{Q_T^2 + \kappa^2} [C \exp(\kappa z) + C' \exp(-\kappa z)] \quad , \quad (20)$$

$$Z(z) = i\kappa [B_x \exp(iQ_T z) + B'_x \exp(-iQ_T z)] + iQ_L \Gamma' [B \exp(iQ_L z) - B' \exp(-iQ_L z)] \\ + \frac{\kappa}{Q_T^2 + \kappa^2} [C \exp(\kappa z) - C' \exp(-\kappa z)] \quad (21)$$

with

$$\Gamma = 1 + \frac{bQ_L^2}{\beta_T^2 \kappa (Q_T^2 - Q_L^2)} \quad , \quad \Gamma' = 1 - \frac{b\kappa}{\beta_T^2 (Q_T^2 - Q_L^2)}$$

while the constants were redefined in a convenient way. Once we have the solutions for \mathbf{u} , the solution for the electric potential is easily found by using Eq. (2). We just write the final result:

$$\varphi = \left\{ \frac{4\pi\alpha}{\epsilon_\infty} [B \exp(iQ_L z) + B' \exp(-iQ_L z)] - C \exp(\kappa z) - C' \exp(-\kappa z) \right\} \exp(i\kappa y) = f(z) \exp(i\kappa y) \quad . \quad (22)$$

It may be seen that the X solutions represent uncoupled oscillations of a pure transversal character and not involving an electric potential. However, solutions for Y , Z and φ are coupled solutions. Up to this point we have not taken into account the system invariance under the transformation $z \rightarrow -z$. If the latter symmetry is used, the solutions can be classified according to their parity. Then, for the coupled solutions, we can write:

Case (a): Odd Potential States (OPS)

$$\frac{Y(z)}{C} = -\kappa\Gamma S_1 \sin(Q_L z) + Q_T S_2 \sin(Q_T z) + S_3 \sinh(\kappa z) \quad , \\ \frac{Z(z)}{C} = iQ_L \Gamma' S_1 \cos(Q_L z) + i\kappa S_2 \cos(Q_T z) - iS_3 \cosh(\kappa z) \quad , \\ \frac{f(z)}{C} = \frac{4\pi\alpha}{\epsilon_{1\infty}} i \left[S_1 \sin(Q_L z) + \frac{\beta_T^2 (Q_L^2 + \kappa^2)}{\kappa (\omega_L^2 - \omega_T^2)} S_3 \sinh(\kappa z) \right] \quad , \quad (23)$$

In the Eqs. (23) we have required $\mathbf{u} = 0$ at the interfaces. The solutions given are defined for $-d/2 < z < d/2$. For $|z| > d/2$ we considered $\mathbf{u} \equiv 0$ while the solution for $f(z)$ is casted as:

$$f(z) = \frac{4\pi\alpha i}{\epsilon_{1\infty}} C \exp(\nu) \left[S_1 \sin \eta + \frac{\beta_T^2 (Q_T^2 + \kappa^2)}{\kappa (\omega_L^2 - \omega_T^2)} S_3 \sinh \nu \right] \frac{z}{|z|} \exp(-\kappa|z|) \quad ,$$

and the continuity of the potential at the interfaces is ensured. We are using the notation: $\nu = \kappa d/2$, $\eta = Q_L d/2$ and also $\mu = Q_T d/2$. The functions S_i ($i = 1, 2, 3$) are reported in the Appendix. The dispersion relation for this type of oscillations is obtained from the boundary condition $\epsilon_{1\infty} \partial f_{<}/\partial z|_{d/2} = \epsilon_{2\infty} \partial f_{>}/\partial z|_{d/2}$ (the notation $f_{<(>)}$ is useful to denote the function at each side of the interface) and may be written as follows:

$$\gamma [(\epsilon_{1\infty}/\epsilon_{2\infty})\eta \cos \eta + \nu \sin \eta] [\nu \sinh \nu \cos \mu + \mu \cosh \nu \sin \mu] =$$

$$-(\mu^2 + \nu^2) [(\epsilon_{1\infty}/\epsilon_{2\infty}) \cosh \nu + \sinh \nu] [\Gamma \nu^2 \sin \eta \cos \mu + \Gamma' \mu \eta \sin \mu \cos \eta] , \quad (24)$$

where the parameter γ has the form:

$$\gamma = \frac{(\omega_L^2 - \omega_T^2)d^2}{4\beta_T^2}$$

In the limit $\kappa \rightarrow 0$ Eq. (24) reduces to: $\sin \mu \cos \eta = 0$ and the zeros are simply given by: $\mu = N\pi$ and $\eta = (2N + 1)\pi/2$.

Case (b): Even Potential States (EPS)

In this case we have

$$\begin{aligned} \frac{Y(z)}{C'} &= i\kappa\Gamma S'_1 \cos(Q_L z) - iQ_T S'_2 \cos(Q_T z) + iS'_3 \cosh(\kappa z) , \\ \frac{Z(z)}{C'} &= -Q_L \Gamma' S'_1 \sin(Q_L z) - \kappa S'_2 \sin(Q_T z) + S'_3 \sinh(\kappa z) , \\ \frac{f(z)}{C} &= \frac{4\pi\alpha}{\epsilon_{1\infty}} \left[S'_1 \cos(Q_L z) - \frac{\beta_T^2(Q_L^2 + \kappa^2)}{\kappa(\omega_L^2 - \omega_T^2)} S'_3 \cosh(\kappa z) \right] , \end{aligned} \quad (25)$$

valid for $-d/2 < z < d/2$. For $|z| > d/2$ $\mathbf{u} \equiv 0$ and

$$f(z) = \frac{4\pi\alpha}{\epsilon_{1\infty}} C \exp(\nu) \left[S'_1 \cos \eta - \frac{\beta_T^2(Q_L^2 + \kappa^2)}{\kappa(\omega_L^2 - \omega_T^2)} S'_3 \cosh \nu \right] \exp(-\kappa|z|) .$$

The functions S'_i ($i = 1, 2, 3$) are given in the Appendix. The dispersion law, obtained in the same way than in the former case, reads:

$$\begin{aligned} &\gamma [(\epsilon_{1\infty}/\epsilon_{2\infty}) \eta \sin \eta - \nu \cos \eta] [\mu \sinh \nu \cos \mu - \nu \cosh \nu \sin \mu] = \\ &-(\mu^2 + \nu^2) [(\epsilon_{1\infty}/\epsilon_{2\infty}) \sinh \nu + \cosh \nu] [\Gamma \nu^2 \cos \eta \sin \mu + \Gamma' \mu \eta \cos \mu \sin \eta] \end{aligned} \quad (26)$$

In the limit $\kappa \rightarrow 0$ Eq. (26) reduces to: $\cos \mu \sin \eta = 0$ and the zeros are simply given by: $\eta = N\pi$ and $\mu = (2N + 1)\pi/2$. Let us also remark that, both for the OPS and the EPS, the following relation holds:

$$\mu^2 = \left(\frac{\beta_L}{\beta_T} \right)^2 \eta^2 + \left(\frac{bd}{2\beta_T^2} \right) \nu + \left(\frac{\beta_L^2}{\beta_T^2} - 1 \right) \nu^2 - \gamma , \quad (27)$$

indicating that μ and η are not independent quantities.

Case (c): Uncoupled Modes

As remarked above, these modes are related to the x component of \mathbf{u} , and should be classified as follows. The even uncoupled modes (EUM) and the odd uncoupled modes (OUM), described by:

$$X(z) = \tilde{C} \cos(Q_T z) \quad (\text{EUM}) \quad ; \quad X(z) = \tilde{C}' \sin(Q_T z) \quad (\text{OUM}) , \quad (28)$$

where the corresponding dispersion laws are:

$$\begin{aligned} (\text{EUM}) \quad \cos \mu = 0 \quad \text{with} \quad \omega^2 &= \omega_T^2 - a\kappa - \beta_T^2 \kappa^2 - \left(\frac{N_{\text{odd}} \pi \beta_T}{d} \right)^2 , \\ (\text{OUM}) \quad \sin \mu = 0 \quad \text{with} \quad \omega^2 &= \omega_T^2 - a\kappa - \beta_T^2 \kappa^2 - \left(\frac{N_{\text{even}} \pi \beta_T}{d} \right)^2 , \end{aligned} \quad (29)$$

where N_{even} (N_{odd}) denotes an even (odd) integer.

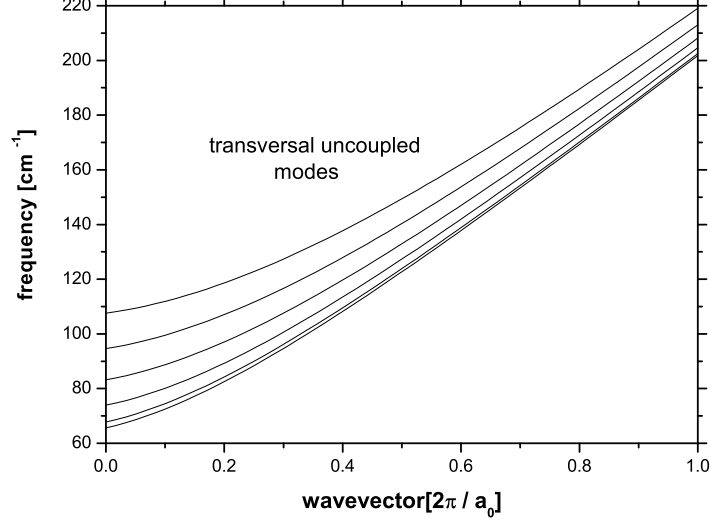


FIG. 1: Frequency (in units of cm^{-1}) as a function of the wave vector κ (in units of $2\pi/a_0$). We display the first six modes.

V. NORMALIZATION AND ELECTRON-PHONON HAMILTONIAN

For the normalization of the oscillations we shall transform the classical field \mathbf{u} into a quantum-field operator by means of the substitution $\mathbf{u} \rightarrow \hat{\mathbf{u}} = \mathbf{u}\hat{a}_{\kappa,n}$, where $\hat{a}_{\kappa,n}$ are second quantization operators obeying boson commutation rules. The classical kinetic energy for the oscillations should also be transformed into a quantum-mechanical operator as follows:

$$W_{kin} = \frac{1}{2}\rho \int_V \dot{\mathbf{u}}^* \cdot \dot{\mathbf{u}} d^3r = \frac{1}{2}\rho\omega^2 \int_V \mathbf{u}^* \cdot \mathbf{u} d^3r \rightarrow \hat{H}_{ph}, \quad (30)$$

where

$$\hat{H}_{ph} = \frac{1}{4}\rho\omega^2 \int_V (\mathbf{u}^\dagger \cdot \mathbf{u} + \mathbf{u} \cdot \mathbf{u}^\dagger) d^3r = \frac{1}{2}\rho\omega^2 \int_V \mathbf{u}^* \cdot \mathbf{u} d^3r \left(\hat{a}_{\kappa,n}^\dagger \hat{a}_{\kappa,n} + \frac{1}{2} \right). \quad (31)$$

In Eq. (31) \hat{H}_{ph} describes the free phonons hamiltonian operator, while its hermitian character is ensured by construction. Requiring the latter expression to be given in standard form for phonons of the type κ, n (actually, we must have $\omega \rightarrow \omega_{\kappa,n}$) $\hat{H}_{ph} = \hbar\omega_{\kappa,n} (\hat{a}_{\kappa,n}^\dagger \hat{a}_{\kappa,n} + \frac{1}{2})$, one can finally find the normalization constant C :

$$C_{\kappa,n} = \sqrt{\frac{2\hbar}{S\rho\omega_{\kappa,n}M_{\kappa,n}}}, \quad (32)$$

where S is a normalization area (within the (x, y) plane) and $M_{\kappa,n} = \int (Y^*(z)Y(z) + Z^*(z)Z(z))dz/|C|^2$. The explicit expressions for $M_{\kappa,n}$ can be analytically derived and are different for the OPS or the EPS. They are given in the Appendix.

Let us now deduce the electron-phonon interaction hamiltonian. We need to transform the electric potential into a quantum-mechanical operator by means of the substitution: $\varphi \rightarrow \hat{\varphi} = \varphi\hat{a}_{\kappa,n}$. According to Eqs. (23) or (25) the electric potential displays the general form

$$\varphi = \frac{4\pi\alpha}{\epsilon_{1\infty}} CF(z) \exp(i\boldsymbol{\kappa} \cdot \mathbf{R}),$$

where the explicit expressions for C and $F(z)$ depend on the type of phonons (OPS or EPS). Now, the electron-phonon interaction hamiltonian may be derived by means of $\hat{H}_{e-ph} = -e(\varphi\hat{a}_{\kappa,n} + \varphi^*\hat{a}_{\kappa,n}^\dagger)/2$. Considering the Eq. (32) and avoiding immaterial phase factors we are led to:

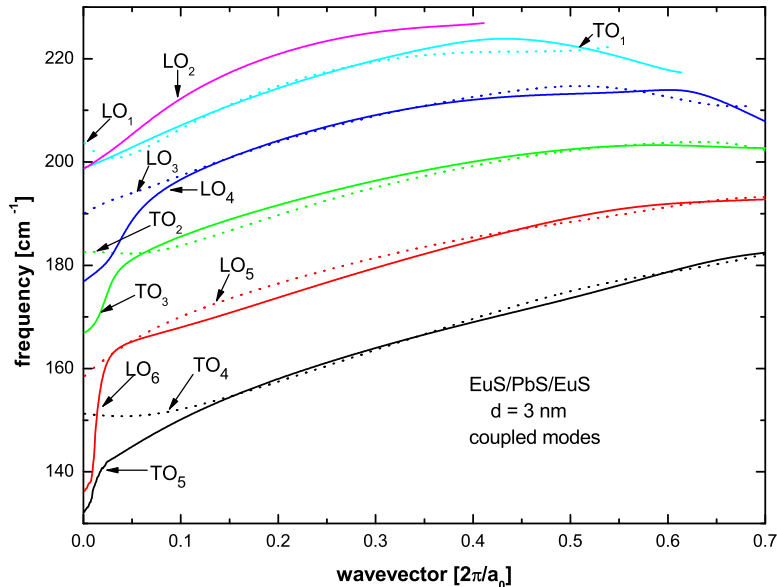


FIG. 2: Frequency (in units of cm^{-1}) as a function of the wave vector κ (in units of $2\pi/a_0$). We display eleven coupled phonon modes, corresponding to the OPS (dotted curves) and the EPS (continuous curves) oscillations. The curves were identified by their behavior at $\kappa = 0$. These confined phonons represent oscillations of the PbS layer for $d = 3$ nm.

$$\hat{H}_{e-ph} = \sum_{\kappa, n} \sqrt{\frac{2\pi\hbar e^2(\omega_L^2 - \omega_T^2)}{S\epsilon_{1\infty}\omega_{\kappa, n}M_{\kappa, n}}} [F(z)_{\kappa, n} \exp(i\boldsymbol{\kappa} \cdot \mathbf{R}) \hat{a}_{\kappa, n} + h.c.] , \quad (33)$$

where “h.c.” stands for “hermitian conjugate” and the quantities $M_{\kappa, n}$ and $F_{\kappa, n}(z)$ are different for the OPS and the EPS (and reported in the Appendix). The latter electron-phonon hamiltonian is obviously a function of \mathbf{R} and z , and involves a summation over all possible phonon modes.

VI. DISCUSSION OF THE RESULTS OBTAINED

In order to illustrate the physical meaning of the foregoing results, we shall discuss a EuS/PbS/EuS SDH, a system which has received attention in the latter years. The EuS is a large-gap ($E_{gap} = 1.6$ eV) magnetic semiconductor behaving as a ferromagnetic compound below $T_C = 16.5$ K, while PbS is a narrow gap ($E_{gap} = 0.3$ eV) semiconductor. Both materials grow in the rock salt structure and show a rather good lattice matching ($\Delta a/a \sim 0.6\%$). From the viewpoint of the electronic states the layers of PbS behave as quantum-wells and the EuS layers represent barriers²¹. These types of heterostructures are complicated for the calculation of electronic states due to non parabolicity and anisotropy of the band structure^{21,22}. In the current work we provide the confined polar optical modes of PbS for the mentioned heterostructure as a direct application of our theoretical results. Concerning the phonon states the europium chalcogenides have not been very well studied because of very high neutron absorption. However, reliable theoretical calculations for the bulk semiconductor can be found in Ref. 23. From this reference we have taken the parameters $\epsilon_{\infty} = 4.9$, $\omega_T(\Gamma) = 178.4 \text{ cm}^{-1}$ and $\omega_L(\Gamma) = 267.0 \text{ cm}^{-1}$ valid for EuS. For the PbS the corresponding parameters are: $\omega_T(\Gamma) = 65.6 \text{ cm}^{-1}$, $\omega_L(\Gamma) = 205.6 \text{ cm}^{-1}$, $a_0 = 5.92 \times 10^{-8} \text{ cm}$ (the PbS lattice parameter), $\epsilon_{1\infty} = 18.4$, $a = -2.198 \times 10^{18} \text{ cm/s}^2$, $b = -1.502 \times 10^{19} \text{ cm/s}^2$, $\beta_L = 471934 \text{ cm/s}$, $\beta_T = 306568\sqrt{-1} \text{ cm/s}$. The values of $\beta_{L(T)}$, a , and b were determined by the authors after fitting the bulk PbS optical phonon dispersion laws²⁴ covering approximately 30-40 % of the BZ near the Γ point. The values of $\omega_{T(L)}(\Gamma)$ were also provided by the same reference, while ϵ_{∞} comes from Ref. 25 (see also Ref. 26). We can see a large difference between the $\omega_T(\Gamma)$ values for the two semiconductors. The corresponding difference for the $\omega_L(\Gamma)$ frequencies is not that large, but in both cases (see, for instance, Fig. 4 of Ref. 23) the band widths of bulk L or T phonons are relatively narrow. Under

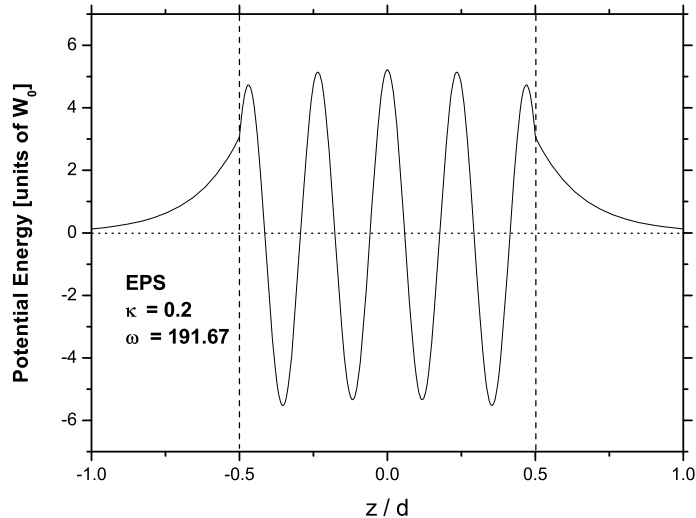


FIG. 3: Electric potential energy (in units of W_0) as a function of z . We have chosen $\kappa = 0.2$ (units of $2\pi/a_0$) and $\omega = 191.67$ cm^{-1} , corresponding to an EPS.

these circumstances, as discussed in the Section 2, the validity of the boundary conditions we have used ($\mathbf{u}|_S = 0$) is well satisfied.

Let us first consider the so-called uncoupled modes, described by Eqs. (28) and (29). In the Fig. 1 we can see the frequencies of the first six uncoupled modes as a function of the wave vector. These modes represent pure mechanical oscillations of transversal type and do not involve electric potentials. Their interaction with the electrons is weak and is determined through the deformation potential. Their physical importance should be related to the actual possibility of detecting these oscillations by means of optical experiments, specially by IR spectroscopy. Such information is of use in the investigation of the nanostructure and may be related to geometrical characteristics of the system.

The so-called “coupled modes” are more interesting, involving a richer physical structure and are Raman active. These modes, as explained in the text above, are coupled to a long-range electric potential and were classified as OPS and EPS. In Fig. 2 we are showing the frequencies of the coupled modes (in cm^{-1}) as a function of the wave vector k (in units of $2\pi/a_0$). We have considered a EuS/PbS/EuS SDH with $d = 3$ nm, and the phonons displayed in the figure correspond to oscillations within the PbS layer, i.e., they are polar optical phonons confined to this layer. The curves correspond to numerical solution of Eq. (24) for the OPS and Eq. (26) for the EPS. In Fig. 2 eleven modes are displayed and denoted by LO_i or TO_i according to their behavior at $\kappa = 0$. The OPS modes are shown by dotted curves, while the EPS modes correspond to the continuous curves. Of course, curves corresponding to modes of different parity can cross each other. As we may see in the figure the dotted curves freely cross the continuous ones and, for some modes, practically show a high degree of overlapping. However, curves of the same parity do not cross each other and, when they become too close, anticrossing effects are seen. This is the case of the modes LO_6 and TO_5 , which create an anticrossing effect near $\kappa = 0$. In Fig. 2 we present the modes for a frequency interval from 130 up to 230 cm^{-1} , where the mentioned eleven modes were found. Actually, the number of possible phonon modes is limited by the thickness of the PbS layer, and we are probably showing more modes than those really possible. An important characteristic of the confined coupled phonons is the mixed nature they show. We no longer have pure TO, LO or IF phonons, but the dispersion curves may be predominantly TO, LO or IF for different values of the wave vector.

However, at $\kappa = 0$ they recover their pure TO or LO nature, a fact that was helpful in other to label the curves. The regions showing a strong change in the curve slope (mainly near $\kappa = 0$) represent modes where the interface character is more significant, involving larger electric potentials. It is interesting to remark that some curves are interrupted (see the modes LO_1 , LO_2 , and TO_1) for large values of κ . This effect is found in the numerical computations, and may be interpreted in terms of the applied approximation. The approximation we are using in this work has a limited range of validity and should provide reliable results for wave vectors just near the BZ Γ point. In Fig. 2 we are extrapolating our results well beyond this region and, therefore, we should expect our equations to fail for large wave vectors, especially if the frequencies are high.

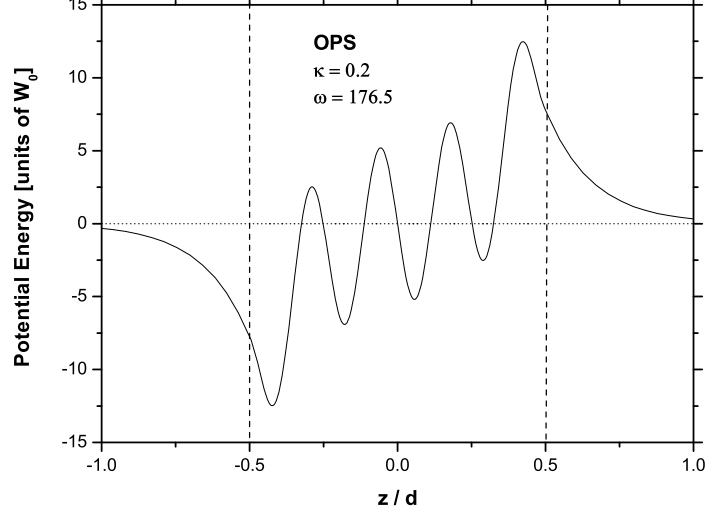


FIG. 4: Electric potential energy (in units of W_0) as a function of z . We have chosen $\kappa = 0.2$ (units of $2\pi/a_0$) and $\omega = 176.5$ cm^{-1} , corresponding to an OPS.

In Figs. 3 and 4 we displayed the electric potential energy associated to the vibrations for fixed values of κ and ω . We have selected two different parities: EPS for Fig. 3 and OPS for Fig. 4. These quantities were plotted in units of $W_0 = [2\pi\hbar e^2(\omega_L^2 - \omega_T^2)d/\epsilon_{1\infty}\omega_T S]^{1/2}$ as a function of z in the interval $-d < z < d$. They show an oscillatory behavior within the QW region and decay exponentially for values of z in the outside region. The potential energy as a function of z , and avoiding its y and x dependence, gives us a qualitative estimation of the electron-phonon interaction in the SDH. However, it should be kept in mind that the electron wave function also plays a significant role in the calculation of the interaction. When we study quantities like scattering rates or polaronic effects the interaction matrix elements must be calculated. In these cases the oscillatory character of the interaction hamiltonian could be responsible for a weaker interaction, but a final conclusion is possible just after effectively making the calculations.

In conclusion, the main contribution of the present work is to provide a long wavelength treatment of confined polar optical phonons for SDH, which has been improved with respect to previous treatments described in Refs. 11, 12,13,14,15,16,17,18 in the sense it involves a better description of phonon dispersion near the BZ Γ point. The inclusion of linear terms together with the already considered quadratic ones appear to be of importance for almost all semiconductor compounds, leading to results of higher reliability. In the especial case of the EuS/PbS/EuS SDH this improvement plays an important role, and may be related to the results reported in Ref. 19.

Acknowledgments

The work is partially supported by grants from the Fundação de Amparo à Pesquisa de São Paulo and Conselho Nacional de Desenvolvimento Científico e Tecnológico. F.C. is grateful to Departamento de Física, Universidade Federal de São Carlos, for hospitality.

Appendix A. Some of the used functions

In the OPS (Eqs. (23)) we used the following functions:

$$S_1 = \kappa \cos \mu \sinh \nu + Q_T \sin \mu \cosh \nu , \quad (\text{A1})$$

$$S_2 = \kappa \Gamma \sin \eta \cosh \nu - Q_L \Gamma' \cos \eta \sinh \nu , \quad (\text{A2})$$

$$S_3 = \kappa^2 \Gamma \cos \mu \sin \eta + Q_T Q_L \Gamma' \sin \mu \cos \eta . \quad (\text{A3})$$

For the EPS (Eqs. (26)) the corresponding functions are:

$$S'_1 = Q_T \cos \mu \sinh \nu - \kappa \sin \mu \cosh \nu , \quad (\text{A4})$$

$$S'_2 = \kappa \Gamma \cos \eta \sinh \nu + Q_L \Gamma' \sin \eta \cosh \nu , \quad (\text{A5})$$

$$S'_3 = \kappa^2 \Gamma \sin \mu \cos \eta + Q_T Q_L \Gamma' \cos \mu \sin \eta . \quad (\text{A6})$$

The quantity $M_{\kappa, n}$ introduced in Eq. (32) involves tediously long but straightforward calculations, and should be calculated independently for the OPS and the EPS. Here we just report final results. For the OPS we obtained:

$$\begin{aligned} M_{\kappa, n}^{(OPS)} &= \frac{2}{d} S_1^2 (\Gamma^2 \nu^2 + \Gamma'^2 \eta^2) + \frac{2}{d} S_2^2 (\mu^2 + \nu^2) + \frac{2}{d} S_1^2 (\Gamma'^2 \eta^2 - \Gamma^2 \nu^2) \frac{\sin 2\eta}{2\eta} + \frac{2}{d} S_2^2 (\nu^2 - \mu^2) \frac{\sin 2\mu}{2\mu} \\ &+ \frac{d}{2\nu} S_3^2 \sinh 2\nu + \frac{8\nu S_1 S_2}{d(\eta^2 - \mu^2)} [(\eta^2 \Gamma' - \mu^2 \Gamma) \sin \eta \cos \mu - \eta \nu (\Gamma' - \Gamma) \sin \mu \cos \eta] \\ &- \frac{4S_1 S_3}{\eta^2 + \nu^2} [(\nu^2 \Gamma + \eta^2 \Gamma') \cosh \nu \sin \eta + \nu \eta (\Gamma' - \Gamma) \sinh \nu \cos \eta] - 4S_2 S_3 \sinh \nu \cos \mu . \end{aligned} \quad (\text{A7})$$

For the EPS we are led to:

$$\begin{aligned} M_{\kappa, n}^{(EPS)} &= \frac{2}{d} S_1^2 (\Gamma^2 \nu^2 + \Gamma'^2 \eta^2) + \frac{2}{d} S_2^2 (\mu^2 + \nu^2) - \frac{2}{d} S_1^2 (\Gamma'^2 \eta^2 - \Gamma^2 \nu^2) \frac{\sin 2\eta}{2\eta} - \frac{2}{d} S_2^2 (\nu^2 - \mu^2) \frac{\sin 2\mu}{2\mu} \\ &+ \frac{d}{2\nu} S_3^2 \sinh 2\nu - \frac{8\nu S_1 S_2}{d(\eta^2 - \mu^2)} [(\eta^2 \Gamma' - \mu^2 \Gamma) \sin \mu \cos \eta - \eta \nu (\Gamma' - \Gamma) \sin \eta \cos \mu] \\ &+ \frac{4S_1 S_3}{\eta^2 + \nu^2} [(\nu^2 \Gamma + \eta^2 \Gamma') \sinh \nu \cos \eta - \nu \eta (\Gamma' - \Gamma) \cosh \nu \sin \eta] - 4S_2 S_3 \cosh \nu \sin \mu . \end{aligned} \quad (\text{A8})$$

The other quantity is $F(z)$, which can be casted as:

$$F_{\kappa, n}^{(OPS)}(z) = \begin{cases} S_1 \sin(Q_L z) + \frac{\beta_T^2 (Q_L^2 + \kappa^2)}{\kappa(\omega_L^2 - \omega_T^2)} S_3 \sinh(\kappa z) & \text{for } -d/2 < x < d/2 \\ \exp(\nu) \left[S_1 \sin(\eta) + \frac{\beta_T^2 (Q_L^2 + \kappa^2)}{\kappa(\omega_L^2 - \omega_T^2)} S_3 \sinh(\nu) \right] \frac{z}{|z|} \exp(-\kappa|z|) & \text{for } |z| > d/2 \end{cases} \quad (\text{A9})$$

for the OPS, and:

$$F_{\kappa, n}^{(EPS)}(z) = \begin{cases} S'_1 \cos(Q_L z) - \frac{\beta_T^2 (Q_L^2 + \kappa^2)}{\kappa(\omega_L^2 - \omega_T^2)} S'_3 \cosh(\kappa z) & \text{for } -d/2 < z < d/2 \\ \exp(\nu) \left[S'_1 \cos(\eta) - \frac{\beta_T^2 (Q_L^2 + \kappa^2)}{\kappa(\omega_L^2 - \omega_T^2)} S'_3 \cosh(\nu) \right] \exp(-\kappa|z|) & \text{for } |z| > d/2 \end{cases} \quad (\text{A10})$$

for the EPS.

* On leave from: Departamento de Física Teórica, Universidad de la Habana, Vedado 10400, Havana, Cuba

¹ M. Born and K. Huang, *Dynamical Theory of Crystal Lattices* (Clarendon, Oxford, 1988).

² R. Fuchs and K. L. Kliewer, *Phys. Rev.* **140**, A2076 (1970).

³ R. Ruppin and R. Engelman, *Rep. Prog. Phys.* **33**, 149 (1970) (see also therein references).

⁴ M. V. Klein, *IEEE, J. Quantum Electron.*, **QE-22**, 1760 (1986).

⁵ E. P. Pokatilov and S. E. Beril, *Physica Stat. Sol.(b)* **118**, 567 (1983).

⁶ N. Mori and T. Ando, *Phys. Rev. B* **40**, 6175 (1989).

⁷ M. Babiker, *J. Phys. C* **19**, 683 (1986).

⁸ K. Huang and B. Zhu, *Phys. Rev. B* **38**, 13377 (1988).

⁹ M. C. Klein, F. Hache, D. Ricard, and C. Flytzanis, *Phys. Rev. B* **42**, 11123 (1990).

¹⁰ S. Nomura and T. Kobayashi, *Phys. rev. B* **45**, 1305 (1992).

¹¹ F. Comas and C. Trallero-Giner, *Physica B* **192**, 394 (1993).

¹² C. Trallero-Giner and F. Comas, *Phil. Magazine B*, **70**, 583 (1994).

¹³ C. Trallero-Giner, R. Pérez, and F. García-Moliner, *Long wave polar optical modes in semiconductor heterostructures*, (Pergamon Press, 1998).

- ¹⁴ F. Comas, R. Pérez-Alvarez, C. Trallero-Giner, and M. Cardona, *Superlattices & Microstructures* **14**, 95 (1993).
- ¹⁵ E. Roca, C. Trallero-Giner, and M. Cardona, *Phys. Rev. B* **49**, 13704 (1994).
- ¹⁶ M. P. Chamberlain, C. Trallero-Giner, and M. Cardona, *Phys. Rev. B* **51**, 16 (1995).
- ¹⁷ F. Comas, A. Cantarero, C. Trallero-Giner, and M. Moshinsky, *J. of Physics: Condensed Matter* **7**, 1, (1995).
- ¹⁸ C. Trallero-Giner, F. Comas, F. García-Moliner, *Phys. Rev. B* **50**, 1755, (1994).
- ¹⁹ T. D. Krauss, F. W. Wise, and D. B. Tanner, *Phys. Rev. Lett.* **76**, 1376 (1996).
- ²⁰ R. Zeyher and W. Kress, *Phys. Rev. B*, **20**, 2850 (1979).
- ²¹ I. Stolpe, N. Puhmann, O. Portugall, M. von Ortenberg, W. Dobrowolski, A. Yu. Sipatov, and V. K. Dugaev, *Phys. Rev. B* **62**, 16798 (2000) (see also therein references).
- ²² E. A. de Andrada, *Brazilean J. of Phys.*, **27/A**, 211 (1997).
- ²³ R. Zeyher and W. Kress, *Phys. Rev. B*, **20**, 2850 (1979).
- ²⁴ M. M. Elcombe, *Proc. R. Soc. London A* **300**, 210 (1967) (see also Ref. 19).
- ²⁵ J. N. Zemel, J. D. Jensen, and R. B. Schoolar, *Phys. Rev.* **140**, A330 (1965).
- ²⁶ E. Burnstein, S. Perkowitz, and M. H. Brodsky, *J. Phys. Suppl. C4* **29**, 78 (1968).