

Effects of Preference for Attachment to Low-degree Nodes on the Degree Distributions of a Growing Directed Network and a Simple Food-Web Model

Volkan Sevim^{1*} and Per Arne Rikvold^{1,2†}

¹ *School of Computational Science, Center for Materials Research and Technology,
and Department of Physics, Florida State University, Tallahassee, FL 32306-4120, USA*

² *National High Magnetic Field Laboratory, Tallahassee, FL 32310-3706, USA*

(Dated: February 8, 2020)

We study the growth of a directed network, in which the growth is constrained by the cost of adding links to the existing nodes. We propose a new preferential-attachment scheme, in which a new node attaches to an existing node i with a probability $\Pi(k_i) \propto k_i^{-1}$, where k_i is the number of outgoing links at i . We calculate the degree distribution for the outgoing links in the asymptotic regime ($t \rightarrow \infty$), n_k^* , both analytically and by Monte Carlo simulations. The distribution decays like $k\mu^k/\Gamma(k)$ for large k , where μ is a constant. We also investigate the effect of this preferential-attachment scheme, first, by comparing the results to an equivalent growth model with a degree-independent probability of attachment, second, by relating them to simple food-web models. In particular, we implement the proposed low-degree preferential-attachment mechanism in the cascade model.

PACS numbers: 89.75.Fb, 89.75.Hc, 87.23.Cc, 02.10.Ox

I. INTRODUCTION

Many real-world networks that have been studied recently, like the internet, the World Wide Web, and social relations have a scale-free structure, whose degree distribution, $P(l)$, follows a power law for large l , the number of links connecting to a single node. A scale-free network can be constructed using a preferential-attachment mechanism in which a new node attaches to an existing node, i , which has l_i links with a probability $\Pi(l_i) = l_i / \sum_j l_j$ [1]. This form of preferential attachment means that the highly connected nodes attract more new nodes than the others, and it explains the structure of networks like the internet, in which a connection is favorable for both connected nodes, and where links are undirected. Growth according to this mechanism leads to self-organization into a scale-free structure [1, 2, 3, 4, 5].

In this paper, we propose a new preferential-attachment scheme for growing directed networks [6, 7], in which new nodes prefer to attach to existing nodes with *lower* degree. Such a mechanism could play a role in some transportation networks [8, 9] like food webs [10, 11, 12, 13] or power-grids [14, 15], which can be considered directed. The links in such networks transport some sort of resource to “feed” the nodes. Each node gets resources only by feeding on another one. (The initial nodes can be considered as sources.) We take the direction of the resource flow as the direction of the link. Therefore, an outgoing link transports resources from a “prey” node to a “predator” node. If there is more than one predator that feeds on a prey node, then the resources supplied by the prey have to be shared by the predators. This implies that for a conventional growth model, the attractiveness of a node in such a network should increase with the number of its incoming links (indegree), and decrease with the number of its outgoing links (outdegree). In other words, the cost of adding links to an existing node should increase due to limited capacity, as the number of nodes that feed on it increases. This cost puts a constraint on the growth of the network [14]. A good example of such a system, the world-wide airport network, is studied in [16].

Therefore, we propose a new growth scheme, in which a new node attaches to an existing node, i , with probability $\Pi(k'_i, k_i) \propto (k'_i/k_i)^\gamma$, where k_i and k'_i are the number of outgoing and incoming links at node i , respectively. This means that new nodes prefer connecting to existing nodes with more incoming and fewer outgoing links because they provide more resources per outgoing link. Here we study a special case in which $k'_i = m$ for all nodes.

As mentioned above, we believe that such a mechanism could play a role in real systems like food webs, which provide a good basis for testing our predictions. There has been significant progress in this field in the last decade, especially in development and understanding of static models, which have been quite successful at reproducing webs with structural properties in agreement with the empirical data [10, 11, 12, 13, 17, 18, 19, 20]. Despite their success,

*Electronic address: sevim@scs.fsu.edu

†Electronic address: rikvold@scs.fsu.edu

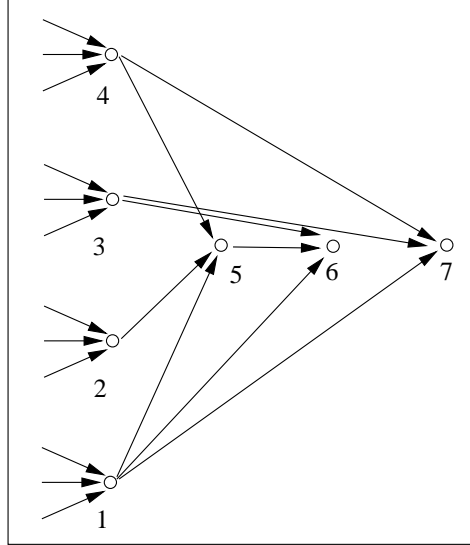


FIG. 1: Illustration of the growth with $N_0 = 4$ and $m = 3$. Nodes 1, 2, 3 and 4 are the initial (source) nodes connected to unspecified nodes outside the network. Nodes 5, 6 and 7 are the nodes added at timesteps 1, 2, and 3, respectively. See text for details.

most, if not all, proposed static food-web models in the literature like the cascade model [21] and the niche model [17] are phenomenological models. They do not employ physical principles in the assembly process — or at least, the rules they employ do not yet have any physical interpretations. Although the mechanism we propose in this paper is quite naïve, we believe that a static food-web model should employ such rules, which can be related to physical principles.

The structure of the paper is as follows. We describe the model, derive the outdegree distribution, and compare the results with Monte Carlo simulations in Sec. II. In this section we also show that distributions for large m can be rescaled onto a single scaling function. We provide the derivation of this result in Appendix A. In Sec III, we investigate the effects of proposed low-degree preferential-attachment mechanism and relate our results to some food-web models. The derivations of some results are given in Appendix B. In Sec. IV, we summarize our results.

II. MODEL AND RESULTS

The growth begins with $N_0 \geq m$ nodes with m incoming links, each connected to unspecified nodes outside the network. These initial nodes can be considered as sources, and the only purpose of their links is to make sure that each node has the same number of incoming links. We add one node with m incoming links at each time step, which connects to m different nodes. The direction of the new links are the same as the direction of the resource flow: from the existing node to the new one. An example of such a network after the first few time steps is shown in Fig. 1.

As we stated above, an existing node acquires a new link with probability $\Pi(k'_i, k_i) \propto (k'_i/k_i)^\gamma$. However, for the case in which all nodes have m incoming links, $k'_i = m$ is just a scale factor. Without changing the proportionality for $k_i \gg 1$, we replace k_i by $k_i + 1$ in order to keep $\Pi(k_i)$ finite for $k_i = 0$. Here, we study a special case of this attachment probability, $\Pi(k_i) \propto k_i^{-\gamma}$, in which $\gamma = 1$. Therefore, the probability of attachment is given by

$$\Pi(k_i) = \frac{1}{(k_i + 1)Z_m}, \quad (1)$$

where

$$Z_m = \sum_{i=0}^{N_T} \frac{1}{k_i + 1} = \sum_{k=0}^{\infty} \frac{N_k}{k + 1}. \quad (2)$$

Here, N_k is the number of nodes with outdegree k , and N_T is the total number of nodes. We note that N_k , and therefore, Z_m , depends on time.

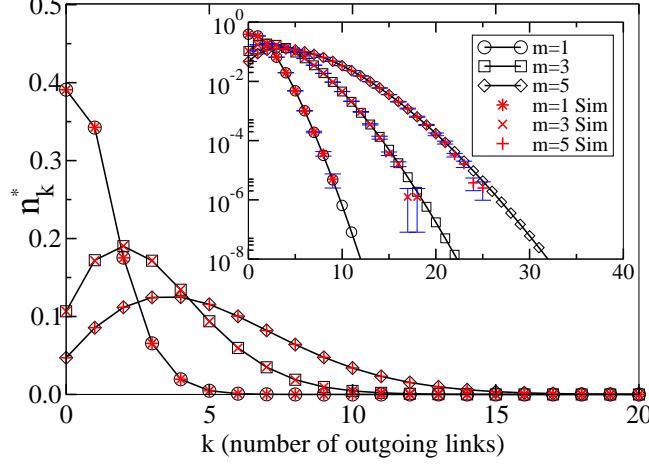


FIG. 2: (Color online) Outdegree (predator) distributions, n_k^* , for the growth model with low-degree preferential attachment, for $m = 1, 3$, and 5 with $N_0 = 10$. The results of the Monte Carlo simulations (the symbols $*$, \times , and $+$) are in excellent agreement with the theory (the symbols \circ , \square , and \diamond). As k is a discrete variable, the lines connecting the symbols are merely guides to the eye. The simulations were performed up to a system size of $N_T = N_0 + 10^6$ nodes, and averaged over eight independent runs. Inset: The same distributions shown on a log-linear scale. The tails decay faster than an exponential, indicating that the topology of the network is relatively homogeneous.

We use the mean-field rate-equation approximation of Refs. [4, 5]. In the limit of $N_T \gg 1$, the rate equations for the outgoing links are:

$$\frac{dN_0}{dt} = 1 - m\Pi(0)N_0, \quad (3)$$

$$\frac{dN_k}{dt} = m\Pi(k-1)N_{k-1} - m\Pi(k)N_k \quad \text{for } k > 0. \quad (4)$$

Substituting $n_k N_T$ for N_k , and using $dN_T/dt = 1$, yields corresponding equations for the density of nodes:

$$\frac{dn_0}{dt} = \frac{1 - n_0}{N_T} - m\Pi(0)n_0, \quad (5)$$

$$\frac{dn_k}{dt} = m\Pi(k-1)n_{k-1} - n_k [N_T^{-1} + m\Pi(k)] \quad \text{for } k > 0. \quad (6)$$

We are interested only in the asymptotic regime ($t \rightarrow \infty$), in which $dn_k/dt = 0$, and the distribution reaches a steady state. The steady-state solutions of Eqs. (5) and (6) are

$$n_0^* = \frac{1}{1 + m/z_m^*}, \quad (7)$$

$$n_k^* = \frac{n_{k-1}^*}{k[(k+1)^{-1} + z_m^*/m]} \quad \text{for } k > 0, \quad (8)$$

where

$$z_m^* = \lim_{t \rightarrow \infty} Z_m/N_T = \sum_{i=0}^{\infty} \frac{n_i^*}{i+1}. \quad (9)$$

The solution of the recursion relation Eq. (8) can be obtained by a few straightforward algebraic manipulations. First, we convert the right-hand side of Eq. (8) into a product, using Eq. (7):

$$n_k^* = \frac{(m/z_m^*)^k (k+1)}{1 + m/z_m^*} \prod_{j=1}^k \frac{1}{j + 1 + m/z_m^*} \quad \text{for } k > 0. \quad (10)$$

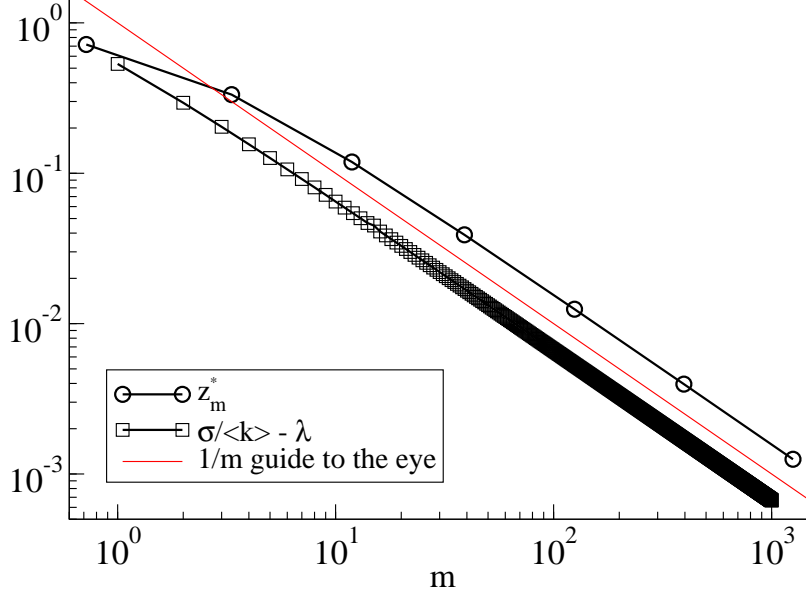


FIG. 3: (Color online) The m dependence of z_m^* and the convergence of the ratio of the standard deviation of n_k^* to its mean, $\sigma/\langle k \rangle$, vs m . The graph shows that the standard deviation is proportional to the mean for large m . The ratio $\sigma/\langle k \rangle$ converges to $\lambda \approx 0.522$ like $1/m$. The z_m^* vs m plot confirms that $z_m^* \propto 1/m$ for large m .

Then, using the identity $\Gamma(x+1) = x\Gamma(x)$, we write the product in terms of a ratio of Gamma functions to obtain the final form of the outdegree distribution:

$$n_k^* = (k+1)(m/z_m^*)^k \frac{\Gamma(1+m/z_m^*)}{\Gamma(k+2+m/z_m^*)} \quad \text{for } k \geq 0. \quad (11)$$

We note that Eq. (11) holds for $k=0$ as well. (The outdegree distribution, Eq. (11), is analogous to the predator distribution in a food web. We use the terms in- and outdegree distribution interchangeably with prey and predator distribution, respectively.)

We use numerical methods to determine the values of z_m^* for different m . Substituting Eq. (11) into Eq. (9), yields a self-consistent equation for z_m^* :

$$z_m^* = \sum_{k=0}^{\infty} \frac{(m/z_m^*)^k \Gamma(1+m/z_m^*)}{\Gamma(k+2+m/z_m^*)}, \quad (12)$$

which can also be written as

$$z_m^* = \frac{\Phi(1, 2+m/z_m^*; m/z_m^*)}{1+m/z_m^*}, \quad (13)$$

where $\Phi(1, 2+m/z_m^*; m/z_m^*)$ is the degenerate hypergeometric function defined as $\Phi(a, b; z) = \sum_{n=0}^{\infty} \frac{(a)_n z^n}{(b)_n n!}$, where $(a)_n = a(a+1)(a+2)\dots(a+n-1)$, with $(a)_0 = 1$ [22]. The right-hand side of Eq. (13) is a smooth function of z_m^* . We obtain z_m^* by solving Eq. (13) numerically for m/z_m^* [23]. For $m=1, 3$, and 5 , we obtained $z_m^* = 0.6419, 0.3582$ and 0.2467 , respectively, which we used to plot the outdegree distribution, Eq. (11), in Fig. 2.

The m -dependence of z_m^* is shown in Fig. 3. As seen in the figure, z_m^* is proportional to m^{-1} for large m . Another interesting characteristic of the distribution is the ratio of its standard deviation, σ , to its mean, $\langle k \rangle$. In Appendix A, we prove that the rescaled distributions mn_k^* vs $u = k/m$ collapse onto a single scaling function,

$$p(u) = \frac{\pi u}{2} \exp(-\pi u^2/4), \quad (14)$$

for large values of m . This indicates that $\sigma/\langle k \rangle$ converges to a constant as m increases. Therefore, σ becomes proportional to m , since $\langle k \rangle$ is just m [24]. Figure 3 shows that $\sigma/\langle k \rangle = \lambda + O(1/m)$ for large m . We obtain the limiting value of $\sigma/\langle k \rangle = \lambda \approx 0.522$ and the scaling function, Eq. (14), in Appendix A by an analytical calculation.

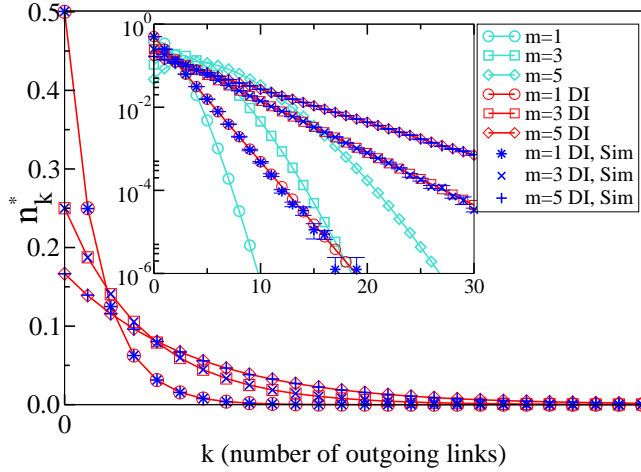


FIG. 4: (Color online) Outdegree (predator) distributions, n_k^* , for the equivalent growth model with degree-independent probability of attachment, for $m = 1, 3$, and 5 with $N_0 = 10$. The results of the Monte Carlo simulations (the symbols $*$, \times , and $+$) are in excellent agreement with the theory, which predicts exponential decay (the symbols \circ , \square , and \diamond). Compare to the degree-dependent case in Fig. 2. The simulations were performed up to a system size of $N_T = N_0 + 10^6$ nodes, and averaged over eight independent runs. Inset: The same distributions shown on a log-linear scale along with the theoretical results for the degree-dependent case (gray curves - turquoise online) in Fig. 2 for comparison. See text for details.

We also check our theoretical results by comparing them to results of Monte Carlo simulations. The growth scheme in the simulations is implemented as follows. We begin the simulation with $N_0 \geq m$ nodes with m incoming links each. At each time step, we add one new node. We pick a random existing node from the network, calculate the probability of attachment to that node, and generate a random number. If the random number is smaller than the attachment probability, we create a link between the new node and the randomly picked node. If not, we randomly pick another node from the network and repeat the process until the new node has m links. (We do not pick the same node twice.) The direction of a new link is from the existing node to the new one. The simulation stops when the system size reaches $N_{\max} + N_0$ nodes. We take $N_{\max} = 10^6$ and average the results over eight independent runs.

The results of the Monte Carlo simulations are also shown in Fig. 2. They are in excellent agreement with the theory. The deviations in the last three nonzero data points are consistent with the number of runs used for averaging.

In order to clarify the role of the low-degree preferential attachment, we provide some comparisons with similar models in the next section.

III. THE ROLE OF THE LOW-DEGREE PREFERENTIAL ATTACHMENT AND RELEVANCE TO SIMPLE FOOD-WEB MODELS

A. A growing network with degree-independent probability of attachment

We first compare our model to an equivalent model with a degree-independent probability of attachment, $\Pi = 1/N_T$. In this case, Π is the same for all nodes, however, it is time dependent. As we prove in Appendix B, a degree-independent Π yields a network with an exponential outdegree distribution as seen in Fig. 4. This shows that the low-degree preferential attachment is responsible for the peaked form of n_k^* , and also for the faster decay in the tail. As a result, the asymptotic ratio $\sigma/\langle k \rangle$ is reduced from unity, a characteristic of the exponential distribution, to $\lambda \approx 0.522$.

B. The cascade model

Secondly, we test the effect of the low-degree preferential attachment in the cascade model [20, 21], which is a simple wiring-based food-web model. Although the cascade model has now mostly been replaced by improved variants like the niche model [17], it serves our purpose better, because it is quite simple and transparent. The cascade model builds a web using a few simple rules as follows. The species are numbered from 1 to S , where S is the total number

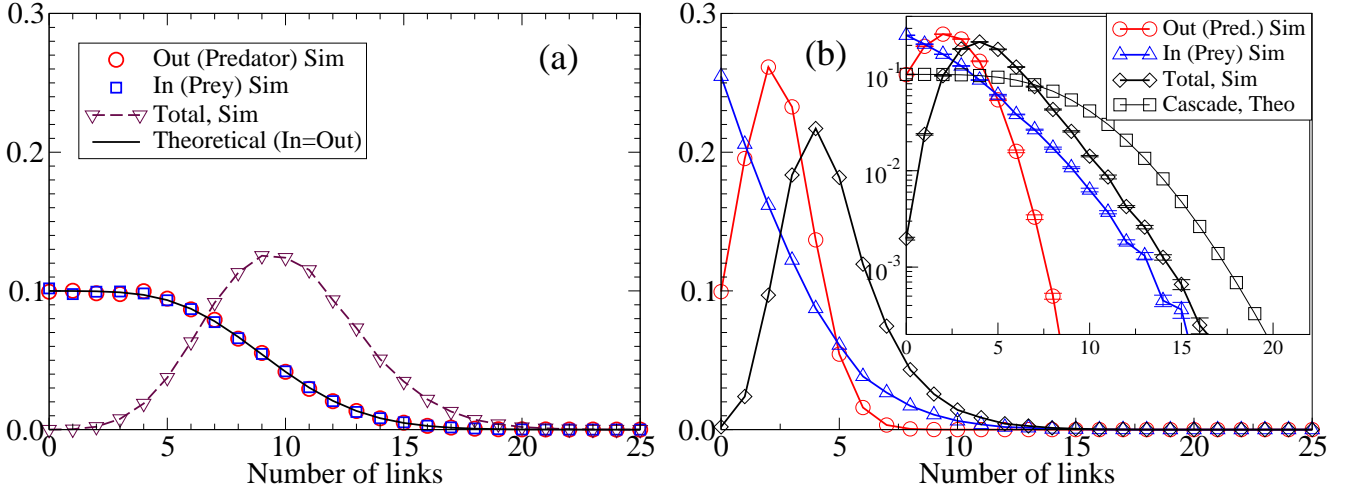


FIG. 5: (Color online) Degree distributions for the cascade model with and without low-degree preferential attachment with $d = 10$ and $S = 10^4$. The simulation data is averaged over eight runs. (a) The distributions for the original cascade model in which the probability of attachment is $x = d/S$ (the symbols, \circ , \square and ∇). The in- and outdegree distributions obtained from the Monte Carlo simulations practically overlap in agreement with the theory, Eq. (16) (black line). The error bars for the Monte Carlo data are smaller than the symbols. (b) The distributions for the cascade model with low-degree preferential attachment with $x(k_i) = d/(S(k_i + 1))$. The new in- and outdegree distributions are not identical. Inset: The same distributions shown along with the theoretical in-outdegree distributions for the original cascade model in log-linear scale for comparison. See text for details.

of species. Each species, i , is allowed to prey on a species j , where $i > j$, with a constant probability $x = d/S$, where $d \leq S$ is a constant. The species with no predators constitute the top species, and the species with no prey constitute the basal species [25].

The calculation of the outdegree (predator) distribution of the webs produced by the cascade model is quite straightforward. First, we find the probability of finding a node, i , with k outgoing links:

$$\mathcal{P}_i^{(\text{out})}(k) = \binom{S-i}{k} (1-x)^{S-i-k} x^k \quad \text{with } k \leq S-i. \quad (15)$$

Then we obtain the outdegree distribution by summing $\mathcal{P}_i^{(\text{out})}(k)$ over i , and normalizing by S [26]:

$$p^{(\text{out})}(k) = \frac{1}{S} \sum_{i=1}^{S-k} \mathcal{P}_i^{(\text{out})}(k) \quad \text{with } k < S. \quad (16)$$

The cascade model produces webs with identical in- and outdegree distributions. One can prove this by substituting $\mathcal{P}_{S-i+1}^{(\text{out})}(k)$ for $\mathcal{P}_i^{(\text{in})}(k)$ in $p^{(\text{in})}(k) = \sum_{i=k+1}^S \mathcal{P}_i^{(\text{in})}(k)/S$.

In order to see the effect of the low-degree preferential attachment, we modify the cascade model by changing the probability of attachment from a constant, $x = d/S$, to a decreasing function of the outdegree of the prey node, $x(k_i) = d/(S(k_i + 1))$. (We note that for both original and modified cascade models, the probability of attachment does not depend on time, unlike our proposed growth model.) Obviously, this modification does not conserve the expected total number of links, nevertheless, it still gives an idea about the effect of the low-degree preferential attachment in the cascade model [27]. We leave extensive analysis to a further publication and give only these preliminary results here.

Fig. 5 shows the in- and outdegree distributions of the original and modified cascade models for $d = 10$ and $S = 10^4$. One can clearly discern two changes: the new in- and outdegree distributions are not identical, and they are also quite different than those of the original cascade model. The new outdegree distribution takes a similar form to the outdegree distribution in our model, n_k^* , in Eq. (11), and the new indegree distribution decays monotonically and faster than an exponential. The analytical forms of the distributions are left for further investigation.

One could also compare our results with the latest findings in food-web theory. According to Camacho et al. [18, 19, 20], the predator and prey distributions for most empirical food webs obey universal functional forms. The universal form of the predator (outdegree) distribution is given by $p_{\text{pred}}(k) = \gamma(k+1, z)/z$, where $\gamma(k, z)$ is the incomplete Gamma function and z is the average connectivity, $2L/S$, with L the total number of links in the web.

This is a continuum approximation to Eq. (16) for $S \gg 1$ and $x \ll 1$. This form of the predator distribution suggested by Camacho et al. and the outdegree distribution of our model with low-degree preferential attachment, n_k^* , have some similarities, like the cut-off values and Gaussian-like, fast-decaying tails. A detailed assessment, however, requires further analysis, which we plan to publish elsewhere.

IV. SUMMARY

We have studied an attachment scheme for growing directed networks, in which a new node attaches to an existing node i with a probability $\Pi(k_i) \propto 1/k_i$, where k_i is the number of outgoing links at i . The motivation behind this idea is the following. If the links supply resources to the nodes in the network, and if the nodes can get the resources only through other nodes, then a new node will prefer to attach to existing nodes with fewer outgoing links to minimize its competitors for resources. We obtained the steady-state outdegree distribution, n_k^* , which decays like $k\mu^k/\Gamma(k)$ for large k , where μ is a constant. In order to further understand the effects of the low-degree preferential attachment, we also studied an equivalent growth model with a constant probability of attachment, which yields an exponential outdegree distribution. We also implemented this mechanism in the cascade model. The low-degree preferential attachment caused a difference between in- and outdegree distributions in the modified cascade model (identical in the original model), as well as a significant depression in the tails.

Although we propose this scheme for growing transportation networks, we do not claim that this is the only factor that determines the topology of such networks. In fact, we do not believe that growing transportation networks can be realistically modeled using a semi-static growth scheme, in which only the new nodes are allowed to make new connections while the rest of the network is frozen. Our model also lacks some essential features like the conservation of energy or mass. As a result, the networks can grow indefinitely. Nevertheless, the scheme we propose could be taken as a first approximation to modeling a growing directed transportation network, in which the probability of attachment is a decreasing function of the number of outgoing links.

Acknowledgments

We appreciate helpful correspondence with S. Redner. We also would like to thank an anonymous referee for providing important suggestions. This research was supported by U.S. National Science Foundation Grant Nos. DMR-0240078 and DMR-0444051, and by Florida State University through the School of Computational Science, the Center for Materials Research and Technology, and the National High Magnetic Field Laboratory.

APPENDIX A: THEORETICAL CALCULATION OF THE SCALING FUNCTION FOR THE GROWTH MODEL WITH LOW-DEGREE PREFERENTIAL ATTACHMENT

We obtain $\lambda = \lim_{m \rightarrow \infty} \sigma/\langle k \rangle$ using the rescaled form of n_k^* in the limit $m \rightarrow \infty$. First, we rescale n_k^* by substituting $u = k/m$ and $p(u|m) = mn_{mu}$ in Eq. (8):

$$p(u|m) = \frac{(mu + 1)}{z_m^* u [m/z_m^* + mu + 1]} p(u - m^{-1}|m) . \quad (\text{A1})$$

By taking the logarithm of both sides, we obtain

$$\ln p(u|m) - \ln p(u - m^{-1}|m) = \ln \frac{1 + 1/mu}{1 + z_m^* u + z_m^*/m} . \quad (\text{A2})$$

We convert the left-hand side to a derivative, and expand the right-hand side into a series assuming that $1/mu$, $z_m^* u$ and $z_m^*/m \rightarrow 0$ as $m \rightarrow \infty$:

$$\frac{1}{m} \frac{\partial}{\partial u} \ln p(u|m) = \frac{1}{mu} - \frac{z_m^*}{m} - z_m^* u . \quad (\text{A3})$$

This equation has a solution of the form

$$p(u|m) = Cu \exp(-z_m^* [u + mu^2/2]) . \quad (\text{A4})$$

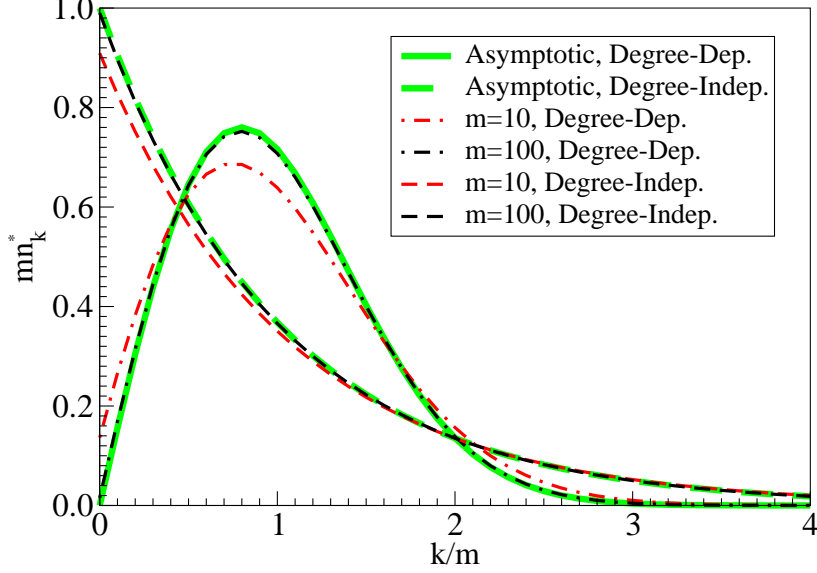


FIG. 6: (Color online) Rescaled degree distributions (thin curves), mn_k^* vs k/m , for the degree-dependent and degree-independent models (each for $m=10$ and 100), shown along with the asymptotic scaling functions (heavy curves), $p(u) = \frac{\pi u}{2} \exp(-\pi u^2/4)$ and $q(u) = \exp(-u)$ with $u = k/m$. For large values of m , the rescaled distributions collapse onto their respective asymptotic scaling functions.

We require that $p(u|m)$ should be normalizable with $\langle u \rangle = 1$ (recall that $\langle k \rangle = m$). In the limit $m \rightarrow \infty$, this requires that $z_m^* = a/m$, where a is a constant. Using these conditions, we normalize $p(u|\infty) \equiv p(u) = C u \exp(-a u^2/2)$, obtaining $C = \pi/2$ and $z_m^* = \pi/2m$. Finally, we calculate λ using $p(u)$:

$$\lambda = \frac{\sqrt{\langle u^2 \rangle - \langle u \rangle^2}}{\langle u \rangle} = (4/\pi - 1)^{1/2} \approx 0.522. \quad (\text{A5})$$

The asymptotic function, $p(u)$, is given in Eq. (14) and shown in Fig. 6. The excellent agreement with mn_k^* vs k/m confirms our results.

APPENDIX B: THEORETICAL CALCULATION OF OUTDEGREE DISTRIBUTION FOR THE GROWTH MODEL WITH DEGREE-INDEPENDENT PROBABILITY OF ATTACHMENT

We follow the same method we used to derive Eq. (11). Taking the probability of attachment independent of in- and outdegree, and also identical for all nodes, $\Pi = 1/N_T$, we obtain the rate equations for the outgoing links:

$$\frac{dN_k}{dt} = m \frac{N_{k-1}}{N_T} - m \frac{N_k}{N_T} \quad \text{for } k > 0. \quad (\text{B1})$$

Substituting $n_k N_T$ for N_k , and using $dN_T/dt = 1$, yields equations for the density of nodes:

$$N_T \frac{dn_k}{dt} = mn_{k-1} - (m+1)n_k. \quad (\text{B2})$$

In the steady state, we have

$$(m+1)n_k^* = mn_{k-1}^*. \quad (\text{B3})$$

The solution of this equation yields the steady-state outdegree distribution:

$$n_k^* = n_0^* c^k, \quad (\text{B4})$$

where $c = m/(1+m)$. Imposing the normalization condition, $\sum_k^\infty n_k^* = 1$, we find, $n_0^* = 1 - c = 1/(1+m)$.

We can also derive the scaling form of this distribution for comparison with the scaling form of Eq. (11) in Appendix A. Multiplying both sides of Eq. (B4) by m , we get

$$mn_k^* = \left(\frac{m}{1+m} \right)^{k+1} = [(1+1/m)^m]^{-\frac{k+1}{m}}. \quad (\text{B5})$$

In the limit $m \rightarrow \infty$, this equation yields the scaling function

$$q(u) = mn_k^* = \exp(-u), \quad (\text{B6})$$

with $u = k/m$. $q(u)$ is shown in Fig. 6.

-
- [1] A. L. Barabasi and R. Albert, *Science* **286**, 509 (1999).
 - [2] R. Albert and A. L. Barabasi, *Rev. Mod. Phys.* **74**, 47 (2002).
 - [3] S. N. Dorogovtsev, J. F. F. Mendes, and A. N. Samukhin, *Phys. Rev. Lett.* **85**, 4633 (2000).
 - [4] P. L. Krapivsky, S. Redner, and F. Leyvraz, *Phys. Rev. Lett.* **85**, 4629 (2000).
 - [5] P. L. Krapivsky and S. Redner, *Phys. Rev. E* **63**, 066123 (2001).
 - [6] S. N. Dorogovtsev, J. F. F. Mendes, and A. N. Samukhin, *Phys. Rev. E* **64**, 025101(R) (2001).
 - [7] G. J. Rodgers and K. Darby-Dowman, *Eur. Phys. J. B* **23**, 267 (2001).
 - [8] D. Garlaschelli, G. Caldarelli, and L. Pietronero, *Nature (London)* **423**, 165 (2003).
 - [9] J. R. Banavar, A. Maritan, and A. Rinaldo, *Nature (London)* **399**, 130 (1999).
 - [10] B. Drossel and A. J. McKane, in *Handbook of Graphs and Networks: From the Genome to the Internet*, edited by S. Bornholdt and H. G. Schuster (Wiley-VCH, Berlin, 2002).
 - [11] J. A. Dunne, R. J. Williams, and N. D. Martinez, *Proc. Natl. Acad. Sci. USA* **99**, 12917 (2002).
 - [12] J. Montoya and R. Solé, *Oikos* **102**, 614 (2003).
 - [13] A. J. McKane, *Eur. Phys. J. B* **38**, 287 (2004).
 - [14] L. A. N. Amaral, A. Scala, M. Barthélemy, and H. E. Stanley, *Proc. Natl. Acad. Sci. USA* **97**, 11149 (2000).
 - [15] R. Albert, I. Albert, and G. L. Nakarado, *Phys. Rev. E* **69**, 025103(R) (2004).
 - [16] R. Guimerà and L. A. N. Amaral, *Eur. Phys. J. B* **38**, 381 (2004).
 - [17] R. J. Williams and N. D. Martinez, *Nature (London)* **404**, 180 (2000).
 - [18] J. Camacho, A. Guimerà, and L. A. N. Amaral, *Phys. Rev. E* **65**, 030901(R) (2002).
 - [19] J. Camacho, A. Guimerà, and L. A. N. Amaral, *Phys. Rev. Lett.* **88**, 228102 (2002).
 - [20] D. Stouffer *et al.*, *Ecology* **86**, 1301 (2005).
 - [21] J. E. Cohen, F. Briand, and C. E. Newman, *Community Food Webs, Biomathematics Vol. 20* (Springer-Verlag, Berlin, 1990).
 - [22] I. S. Gradshteyn and I. S. Ryzhik, *Table of Integrals, Series and Products, Corrected and Enlarged Edition* (Academic Press, New York, 1980), p. 1058, Formula No. 9.210-1.
 - [23] Here, one can also use the series representation in Eq. (12) to obtain an approximate analytical solution. However, slow convergence of this series makes this method very tedious, and much less accurate.
 - [24] The proof of $\langle k \rangle = m$ is very simple: $\langle k \rangle = \sum k_i/N = \sum k'_i/N = Nm/N = m$.
 - [25] There is also a small probability of creating isolated species. The probability that a species i has no links is $\mathcal{P}_i^{(\text{total})}(k=0) = (1-d/S)^{S-1}$. Therefore, the expected number of species with no links is $S(1-d/S)^{S-1}$, which can be approximated as $S \exp(-d)$ for $S \gg d$.
 - [26] The in-outdegree distributions we obtain for the cascade model are same as the outdegree distribution for the niche model as derived by Camacho *et al.* in Ref. [18], except that they use a mean value for x .
 - [27] We note that the preferential attachment mechanism could generate different degree distributions, depending on the order in the wiring procedure in the cascade model: one could begin the wiring from the species with the highest (lowest) index and proceed to the bottom (top), or pick the species at random. For the original cascade model this order is irrelevant. However, if preferential attachment is involved, this order could affect the distributions, since this mechanism is degree-dependent. We use a random order of assembly in our simulations: a species, i , is picked at random, and all species with a lower index are linked to i with a probability as described in the text.