

Power-law and runaway growth in conserved aggregation systems

Hiroshi Yamamoto and Toshiya Ohtsuki

Division of Science, International College of Arts and Science,
Yokohama City University, 22-2, Seto, Kanazawa-ku, Yokohama, 236-0027

Akihiro Fujihara and Satoshi Tanimoto

Graduate School of Integrated Science, Yokohama City University, 22-2, Seto, Kanazawa-ku, Yokohama, 236-0027

(Dated: November 3, 2019)

The z-transform technique is used to analyze the Smoluchowski coagulation equation for conserved aggregation systems. It becomes evident that the probability distribution functions show novel, unprecedented behaviors. A universal power law with the exponent $-5/2$ appears when a total "mass" has a certain critical value. Below the threshold, ordinary scaling relations hold and the system exhibits a behavior like usual critical phenomena. Above the threshold, in contrast, the excess amount of mass coagulates into a runaway member, and remaining members follow the power law. Here the runaway growth coexists with the power law. It is argued that these behaviors are observed universally in conserved aggregation processes.

PACS numbers: 02.50.-r, 05.20.Dd, 05.65.+b, 89.65.Gh

Aggregation phenomena are widely discovered in various systems in nature. Over long years they have attracted considerable interest from many researchers [1, 2]. These are irreversible processes, and typically represented by the Smoluchowski coagulation equation [3]. In recent years, studies of aggregation processes have been employed for understanding economic systems. Various methods developed in physics have been used to investigate the power-law distribution for high-tax payers, which is called Pareto distribution [4, 5, 6, 7, 8]. Although economic systems and activities are not as simple as physical systems, these applications are proved to be quite useful. Some years ago, Yamamoto et al [9, 10, 11] proposed a simple model for distribution of high-tax payers. They considered a 2-body interaction system where the winner takes all competing money when the competition occurs. Their model is regarded as a simple aggregation system. Their simulation shows a good fit with the data in Japan and the United States' CEO's.

We analyze their model mathematically, and derive an asymptotic expression of the probability distribution functions. In the model, the total number of units (mass) is conserved, and plays a role of a control parameter. The distribution function obeys the power-law at a certain critical value. Below the critical value, the system exhibits an ordinary critical behavior, and scaling relations hold. Above the threshold, a quite different process is observed. That is, numerical simulations show that a power-law distribution coexists with a runaway growth. In some sense, this dynamics is similar to that of phase separations. As far as we know, this is the first report on (i) the coexistence of the power-law distribution and the runaway growth and (ii) the phase separation like dynamics in aggregation processes.

The model introduced by Yamamoto et al, is defined by the following competition processes and conservation

conditions:

- C1. The system consists of N homogeneous members. The number N is fixed.
- C2. The system holds S units as resource money. Each member holds one unit as a minimum amount. The total amount S is conserved.
- P1. Two members, who are picked at random from the whole membership transact an economic activity competitively. The winner collects the whole of the competing money and the loser loses all one's money. In order to keep the number of active members constant, one unit is added to the loser.
- P2. To preserve the total resource money, one unit is reduced from a member who is picked at random and has resource money more than or equal to 2 units.

We analyze this model by using the z-transform technique and calculate the probability distribution function $P(X)$ that an arbitrarily chosen member holds X units of resource money. At steady-states, the equations for $P(X)$ read

$$(1 - P(1))(1 - P(1)) + \frac{P(2)}{1 - P(1)} = (P(1))^2 \quad (X = 1); \quad (1)$$

$$\sum_{i+j=X} P(i)P(j) + \frac{P(X+1)}{1 - P(1)} = 2P(X) + \frac{P(X)}{1 - P(1)} \quad (X \geq 2); \quad (2)$$

Note that $\sum_X P(X) = 1$ for normalization. For the analysis of the equation of this kind, it is useful to consider

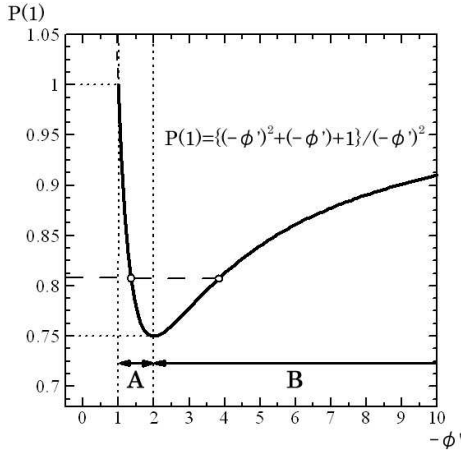


FIG. 1: Value of $P(1)$ versus the control parameter ϕ' . $P(1) = 1$ means that all the member have one unit.

the z-transform $\tilde{P}(z)$ of $P(X)$:

$$\tilde{P}(z) = \sum_{X=0}^{\infty} P(X) z^{-X}; \quad (3)$$

Here it is assumed that $P(0) = 0$. From the normalization condition, $\tilde{P}(z)$ must satisfy $\tilde{P}(1) = 1$. Taking the z-transform of Eq.(2) and Eq.(1), we get the basic equations in z-space as,

$$f_1 - P(1)g^2(z) + fz - 3 + 2P(1)g(z) - P(1)\frac{1}{z} = 0; \quad (4)$$

We can now analyze $P(1)$ by differentiation Eq.(4) with respect to z . Differentiating once and substituting $z = 1$, we simply get the identity. Next differentiation leads to the equation about $\phi' = \phi'(1)$,

$$f_1 - P(1)g'' + \phi' + 1 = 0; \quad (5)$$

Note that $\phi'(1) = \sum_{X=1}^{\infty} X P(X) = S - N$ is the average of resource units, and is conserved in processes. We employ ϕ' as the control parameter of the system. Once ϕ' is given, $P(1)$ can be determined via Eq.(5). Fig. 1 shows $P(1)$ versus ϕ' . It becomes evident that $1 - P(1) \geq \frac{3}{4}$, and generally $P(1)$ corresponds to two values A and B of ϕ' , in the region $A: 1 < \phi' < 2$ and $B: 2 < \phi' < 3$. Note that from the definition of the system, each member should have at least one unit thus $\phi' = 1$ is the minimum value.

First, we treat the case where $\phi' = 2$ and Eq.(5) has a repeated root, i.e., $P(1) = 3/4$. Substituting $P(1) = 3/4$ to (4), we have the solution of the quadratic equation

$$(z) = 3 - 2z - 2z(1 - \frac{1}{z})^{\frac{3}{2}}; \quad (6)$$

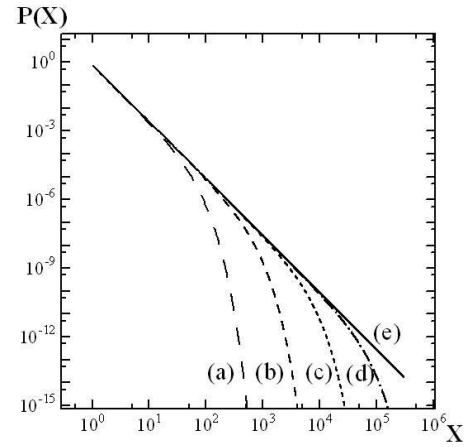


FIG. 2: Solutions of $P(X)$ with different values of $P(1)$. (a) $P(1) = 0.76$, (b) $P(1) = 0.751$, (c) $P(1) = 0.7501$, (d) $P(1) = 0.75001$, (e) $P(1) = 0.75$.

The singularity of $\tilde{P}(z)$ near $z = 1$ is,

$$\tilde{P}(z) \sim \frac{1}{z-1} \sim \frac{1}{2} (1 - \frac{1}{z})^{-\frac{3}{2}}; \quad (7)$$

Then the asymptotic behavior of $P(X)$ at large X is given by

$$P(X) \sim \frac{1}{X}; \quad \alpha = \frac{5}{2}; \quad (8)$$

This power-law exponent coincides with numerical results of [9].

Next we discuss the behavior of the system with the control parameter $\phi' \in [2, \infty)$. The original equations (1), (2) can be solved sequentially if once $P(1)$ is given. In Fig. 2, numerical solutions of Eq.(1) and (2) are plotted for several values of $P(1)$. With the values A of ϕ' in the region A of Fig. 1, our simulation results agree with these sequential solutions. We conclude that in this region the system has stable steady states, and the solutions of basic equations (1) and (2) represent these stable states.

The behavior of these solutions, which is shown in Fig. 2, is very similar to the ones of ordinary critical phenomena. For arguing this behavior, let $P(1) = \frac{3}{4} + \epsilon$, then analyze the reverse z-transform,

$$\begin{aligned} P(X) &= \frac{1}{2\pi i} \int_{\gamma-i\infty}^{\gamma+i\infty} z^{X-1} \tilde{P}(z) dz \\ &= \frac{1}{2\pi i} \int_{\gamma-i\infty}^{\gamma+i\infty} z^{X-1} (z-1)^{-1} \frac{1}{1 - \frac{1}{z}} dz; \end{aligned} \quad (9)$$

in the limit $\epsilon \rightarrow 0$. The most singular part of $\tilde{P}(z)$ is given

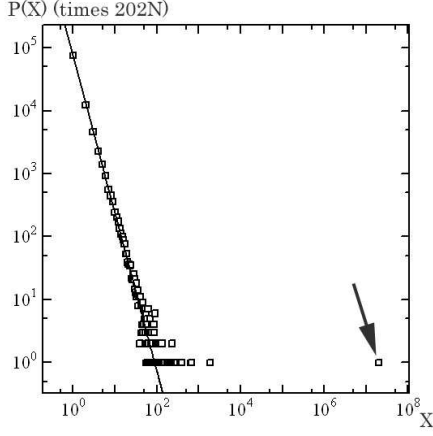


FIG. 3: Simulation result for $N = 100000$ and $\alpha_0 = 202$.

by,

$$P(X) = \frac{1}{2\pi i} \int_{\gamma} e^{X f(z-1) - \frac{(z-1)^2}{2} + g} \frac{(z-1)^p}{z^{1+4}} dz \quad (10)$$

$$= \frac{1}{2\pi i} \int_{\gamma} e^{X f(z-1) - \frac{(z-1)^2}{2} + g} \frac{(z-1)^p}{z^{1+4}} dz$$

$$X^{-\frac{5}{2}} (X);$$

where the scaling function (Y) is expressed as,

$$(Y) = \frac{(Y)^{\frac{5}{2}}}{2\pi i} \int_{\gamma} e^{Y f(z-1) - \frac{(z-1)^2}{2} + g} \frac{(z-1)^p}{z^{1+4}} dz \quad (11)$$

We find that ordinary scaling relations hold.

The behavior of $P(X)$ is completely different when the control parameter α_0 is larger than 2. Fig. 3 shows the simulation result for $N = 100000$ and $\alpha_0 = 202$. It is, in fact, a very distinctive distribution. The part of units, about $2\pi N$ units, obey the power-law with the exponent $5=2$, and the rest of them coagulates eventually to one member, represented by the arrow in Fig. 3. Thus this member has almost $m_R = (\alpha_0 - 2) N$ units. Fig. 4 shows temporal evolution of this coagulation. We have also done simulations with different values of α_0 in the range from 3 to 1002. In all these simulations $P(X)$ behaves like Figs. 3 and 4.

These distributions seem quite stable. Fig. 5 shows temporal evolution of the size of the member which has almost m_R units. This runaway member appears in an early time-stage. Once it has almost m_R units, the number of units does not change substantially, only fluctuates near m_R . The stable state in the range $\alpha_0 > 2$ is considered to appear only in finite systems. If the number of members is infinite, the growth of a runaway member would not stop for it must have infinite units. Thus this is a kind of a runaway growth, which is widely seen in various field especially in astrophysics [12, 13, 14, 15, 16].

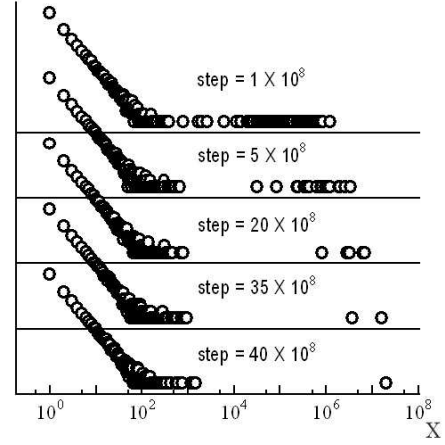


FIG. 4: Temporal evolution of $P(X)$. $N = 100000$ and $\alpha_0 = 202$.

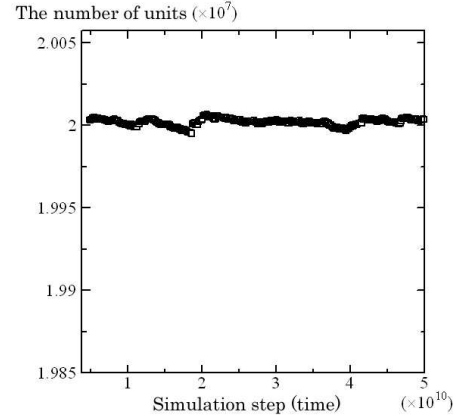


FIG. 5: Temporal evolution of the size of the runaway member $N = 100000$ and $\alpha_0 = 202$.

However, it is not a simple runaway growth. The power-law distribution emerges stably at the same time, and the excess units of the power-law distribution form a runaway member. From a different point of view, this process can be regarded as a phase separation. Note that in the gelling case of aggregation systems, one can find $X^{-5=2}$ distribution coexists with a runaway particle for the bilinear kernel [17, 18, 19]. However this coexistence is impermanent, while our results seem quite steady in finite systems which all actual systems have to be. The coexistence between the power-law and the runaway growth is highly unique, so phase separation like behavior in aggregation processes as well.

Now we argue that systems which exhibit those unprecedented behaviors are not limited to this particular process. To the end, we examine the model extended as

follows. (i) In the competition process P1, n units are added to the loser. (ii) In the procedure P2, m member with $X = 2$ are picked at random and one unit is reduced from each of these member. The case $n = m = 1$ corresponds to the original model by Yamamoto et al. When $n \neq m$, the total amount S of units varies and our analysis gives a familiar power-law distribution $P(X) \propto X^{-3}$ with the exponent $\gamma = 3$ (for example, see [1, 20]). At $n = m$, S is conserved and we have essentially the same results as those of the original model. Furthermore, we can prove analytically that the exponent of the power-law depends only on conservation conditions when the kernel is constant. These studies suggest strongly that the novel behavior described above is observed universally in conserved aggregation processes. For that, what we need are (i) aggregation process, (ii) mass conservation and (iii) constant number of active members. However, we believe that the number of active members does not need to be constant strictly. Probably we can get the same behavior if the number of active member keeps large, $N \gg 1$, throughout the process. Note that most of astronomical systems can be regarded as conserved systems. The essence of runaway growth found in a number of astrophysical processes (planet formation, giant molecular clouds, clusters of galaxies, etc) [12, 13, 14, 15, 16] might be explained by the present results.

Electronic address: hirobrd@abox.so-net.ne.jp

[1] F. Leyvraz, Phys. Rep. 383, 95 (2003).

- [2] J. Schmelzer, G. Ropke and R. Mahnke, Aggregation Phenomena in Complex Systems. Wiley-Vch (1999).
- [3] M. V. Smolchowski, Z. Phys. 17, 2517 (1916).
- [4] V. Pareto, Le Cours d'Economie Politique. Malmillan. Lausanne, Paris (1897).
- [5] G. K. Zipf, Human Behaviour and the Principles of Least Effort. Addison-Wesley, Reading, MA (1949).
- [6] G. D. Chapmanow, Economic Journal 63, 318-351 (1953).
- [7] M. E. J. Newman, Contemporary Physics 46, 323-351 (2005).
- [8] A. A. Dragulescu, Ph.D. thesis at the University of Maryland (2002).
- [9] K. Yamamoto, S. Miyazima, R. K. Koshal, M. Koshal and Y. Yamada, Japan J. Indust. Appl. Math. 20, 147-154 (2003).
- [10] K. Yamamoto, S. Miyazima, R. K. Koshal, Y. Yamada, Physica A 314, 743-748 (2002).
- [11] K. Yamamoto, S. Miyazima, H. Yamamoto, T. Ohtsuki and A. Fujihara, Practical Fruits of Econophysics, Springer (in press).
- [12] M. H. Lee, Icarus 143, 74-86 (2000).
- [13] M. H. Lee, J. Phys. A 34, 10219 (2001).
- [14] L. Malyskin and J. Goodman, Icarus 150, 314-322 (2001).
- [15] A. V. Ivlev, G. E. Morfill and U. Konopka, Phys. Rev. Lett. 89, 195502 (2002).
- [16] M. Freitag, M. A. Gurkan and F. A. Rasio, Mon. Not. R. Astron. Soc. 23, 1 (2005).
- [17] J. B. McLeod, Quart. J. Math. 13, 119 (1962).
- [18] B. A. Trubnikov, Sov. Phys. Dokl. 16, 124 (1971).
- [19] M. H. Lee, The Astrophysical Journal 418, 147 (1993).
- [20] H. Takayasu, I. Nishikawa and H. Tasaki, Phys. Rev. A 37, 3110 (1988).