

Detecting topological order in a ground state wave function

Michael Levin and Xiao-Gang Wen

Department of Physics, Massachusetts Institute of Technology, Cambridge, Massachusetts 02139

A large class of topological orders can be understood and classified using the string-net condensation picture. These topological orders can be characterized by a set of data $(N, d_i, F_{lmn}^{ijk}, \delta_{ijk})$. We describe a way to detect this kind of topological order using only the ground state wave function. The method involves computing a quantity called the “topological entropy” which directly measures the quantum dimension $D = \sum_i d_i^2$.

PACS numbers: 11.15.-q, 71.10.-w

Introduction: Until recently, the only known physical characterizations of topological order [1] involved properties of the Hamiltonian - e.g. quasiparticle statistics [2], ground state degeneracy [3, 4], and edge excitations [1]. In this paper, we demonstrate that topological order is manifest not only in these dynamical properties but also in the basic entanglement of the ground state wave function. We hope that this characterization of topological order can be used as a theoretical tool to classify trial wave functions - such as resonating dimer wave functions [5], Gutzwiller projected states, [6–10] or quantum loop gas wave functions [11]. In addition, it may be useful as a numerical test for topological order. Finally, it demonstrates definitively that topological order is a property of a wave function, not a Hamiltonian. The classification of topologically ordered states is nothing but a classification of complex functions of thermodynamically large numbers of variables.

Main Result: We focus on the $(2+1)$ dimensional case (though the result can be generalized to any dimension). Let Ψ be an arbitrary wave function for some two dimensional lattice model. For any subset A of the lattice, one can compute the associated quantum entanglement entropy S_A . [12] The main result of this paper is that one can determine the “quantum dimension” D of Ψ by computing the entanglement entropy S_A of particular regions

A in the plane. Normal states have $D = 1$ while topologically ordered states have $D \neq 1$ (e.g. in the case of topological orders described by discrete gauge theories, D is equal to the number of elements in the gauge group). Thus, D provides a way to distinguish topologically ordered states from normal states.

More specifically, consider the four regions A_1, A_2, A_3, A_4 drawn in Fig. 1. Let the corresponding entanglement entropies be S_1, S_2, S_3, S_4 . Consider the linear combination $(S_1 - S_2) - (S_3 - S_4)$, computed in the limit of large, thick annuli, $R, r \rightarrow \infty$. The main result of this paper is that

$$(S_1 - S_2) - (S_3 - S_4) = -\log(D^2) \quad (1)$$

where D is the quantum dimension of the topological field theory associated with Ψ .

We call the quantity $(S_1 - S_2) - (S_3 - S_4)$ the “topological entropy”, $-S_{\text{top}}$, since it measures the entropy associated with the (non-local) topological entanglement in Ψ . The above result implies that S_{top} is an universal number associated with each topological phase. It is invariant under smooth deformations of Ψ .

Physical picture: The idea behind (1) is that topologically ordered states contain nonlocal entanglement. Consider, for example, a spin-1/2 model with spins located on the links i of the honeycomb lattice and with a Hamiltonian realizing a Z_2 lattice gauge theory. [13–15] The ground state wave function Ψ is known exactly. The easiest way to describe Ψ is in terms of strings. One can think of each spin state as a string state, where a $\sigma_i^x = -1$ spin corresponds to a link occupied by a string and a $\sigma_i^x = 1$ spin corresponds to an empty link. In this language, Ψ is very simple: $\Psi(X) = 1$ for all string states X where the strings form closed loops, and Ψ vanishes otherwise.

All local correlations $\langle \sigma_i^x \sigma_j^x \rangle$ vanish for this state. However, Ψ contains *nonlocal* correlations or entanglement. To see this, imagine drawing a curve C in the plane (see Fig. 2). There is a nonlocal correlation between the spins on the links crossing this curve: $\langle W(C) \rangle = \langle \prod_{i \in C} \sigma_i^x \rangle = 1$. This correlation originates from the fact that the number of strings crossing the curve is always even. Similar correlations exist for more general states that contain virtual string-breaking fluctuations. In the general case, the nonlocal correlations can be captured by “fattened” string operators $W_{\text{fat}}(C)$ that act on spins within some distance l of C where l is the length scale for string breaking.

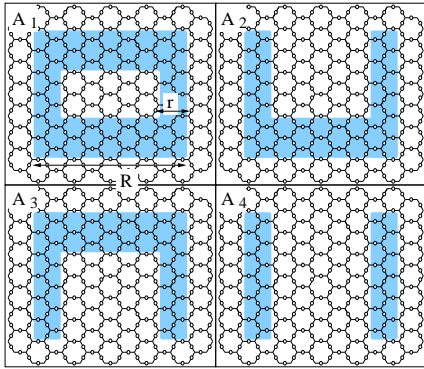


FIG. 1: One can detect topological order in a state Ψ by computing the von Neumann entropies S_1, S_2, S_3, S_4 of the above four regions, A_1, A_2, A_3, A_4 , in the limit of $R, r \rightarrow \infty$. Here the four regions are drawn in the case of the honeycomb lattice. The geometry ensures that the number of sites n_1, n_2, n_3, n_4 along the boundaries of the 4 regions obey the relation $n_1 - n_2 = n_3 - n_4$.

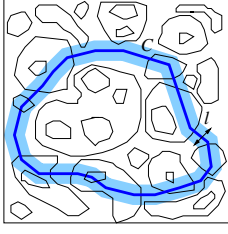


FIG. 2: The state Ψ contains nonlocal correlations originating from the fact that closed strings always cross a closed curve C an even number of times. These correlations can be measured by a string operator $W(C)$ (thin blue curve). For more general states, a fattened string operator $W_{\text{fat}}(C)$ (light blue region) is necessary.

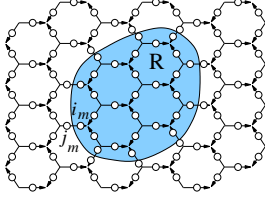


FIG. 3: A simply connected region R in the honeycomb lattice. We split the sites on the boundary links into two sites labeled i_m and j_m , where $m = 1, \dots, n$.

To determine whether a state is topologically ordered, one has to determine whether the state contains such nonlocal correlations or entanglement. While it is difficult to find the explicit form of the fattened string operators W_{fat} , [16] one can establish their existence or non-existence using quantum information theory. The idea is that if the string operators exist, then the entropy of an annular region (such as A_1 in Fig. 1) will be lower than one would expect based on local correlations.

The combination $(S_1 - S_2) - (S_3 - S_4)$ measures exactly this anomalous entropy. To see this, notice that $(S_1 - S_2)$ is the amount of additional entropy associated with closing the region A_2 at the top. Similarly, $(S_3 - S_4)$ is the amount of additional entropy associated with closing the region A_4 at the top. If Ψ has only local correlations with correlation length ξ then these two quantities are the same up to corrections of order $O(e^{-R/\xi})$, since A_2, A_4 only differ by the region at the bottom. For such states, $\lim_{R \rightarrow \infty} (S_1 - S_2) - (S_3 - S_4) = 0$. Thus, a *nonzero* value for S_{top} signals the presence of nonlocal correlations and topological order.

The universality of S_{top} can also be understood from this picture. Small deformations of Ψ will typically modify the form of the string operators W_{fat} and change their width l . However, as long as l remains finite, $(S_1 - S_2) - (S_3 - S_4)$ will converge to the same universal number when the width r of the annular region is larger than l .

A simple example: Let us compute the topological entropy of the ground state wave function Ψ of the Z_2 model and confirm (1) in this case. We will first compute the entanglement entropy S_R for an arbitrary region R . To make the boundary more symmetric, we split the sites on

the boundary links into two sites (see Fig. 3). The wave function Ψ generalizes to the new lattice in the natural way. The new wave function (still denoted by Ψ) has the same entanglement entropy.

We will decompose Ψ into $\Psi = \sum_l \Psi_l^{\text{in}} \Psi_l^{\text{out}}$ where Ψ_l^{in} are wave functions of spins inside R , Ψ_l^{out} are wave functions of spins outside R , and l is a dummy index. A simple decomposition can be obtained using the string picture. For any q_1, \dots, q_n , with $q_m = 0, 1$, and $\sum_m q_m$ even, we can define a wave function $\Psi_{q_1, \dots, q_n}^{\text{in}}$ on the spins inside of R : $\Psi_{q_1, \dots, q_n}^{\text{in}}(X) = 1$ if (a) the strings in X form closed loops and (b) X satisfies the boundary condition that there is a string on i_m if $q_m = 1$, and no string if $q_m = 0$. Similarly, we can define a set of wave functions $\Psi_{r_1, \dots, r_n}^{\text{out}}$ on the spins outside of R .

If we glue Ψ^{in} and Ψ^{out} together - setting $q_m = r_m$ for all m - the result is Ψ . Formally, this means that

$$\Psi = \sum_{q_1 + \dots + q_n \text{ even}} \Psi_{q_1, \dots, q_n}^{\text{in}} \Psi_{q_1, \dots, q_n}^{\text{out}} \quad (2)$$

It is not hard to see that the functions $\{\Psi_{q_1, \dots, q_n}^{\text{in}} : \sum_m q_m \text{ even}\}$, and $\{\Psi_{r_1, \dots, r_n}^{\text{out}} : \sum_m r_m \text{ even}\}$ are orthonormal up to an irrelevant normalization factor. Therefore, the density matrix for the region R is an equal weight mixture of all the $\{\Psi_{q_1, \dots, q_n}^{\text{in}} : \sum_m q_m \text{ even}\}$. There are 2^{n-1} such states. The entropy is therefore $S_R = (n-1) \log 2$. [12]

This formula applies to simply connected regions like the one in Fig. 3. The same argument can be applied to general regions R and leads to $S_R = (n-j) \log 2$, where n is the number of spins along ∂R , and j is the number of disconnected boundary curves in ∂R .

We are now ready to calculate the topological entropy associated with Ψ . According to (1) we need to calculate the entropy associated with the four regions shown in Fig. 1. From $S_R = (n-j) \log 2$, we find $S_1 = (n_1 - 2) \log 2$, $S_2 = (n_2 - 1) \log 2$, $S_3 = (n_3 - 1) \log 2$, and $S_4 = (n_4 - 2) \log 2$, where n_1, n_2, n_3, n_4 are the number of spins along the boundaries of the four regions. The topological entropy is therefore $-S_{\text{top}} = (n_1 - n_2 - n_3 + n_4 - 2) \log 2$. But the four regions are chosen such that $(n_1 - n_2) = (n_3 - n_4)$. Thus the size dependent factor cancels out and we are left with $-S_{\text{top}} = -2 \log 2 = -\log(2^2)$. This is in agreement with (1) since the quantum dimension of Z_2 gauge theory is $D = 2$.

General string-net models: To derive (1) in the general case, we compute the topological entropy for the exactly soluble string-net models discussed in Ref. [17]. The ground states of these models describe a large class of $(2+1)$ dimensional topological orders. The models and the associated topological orders are characterized by several pieces of data: (a) An integer N - the number of string types. (b) A completely symmetric tensor δ_{ijk} where $i, j, k = 0, 1, \dots, N$ and δ_{ijk} only takes on the values 0 or 1. This tensor represents the branching rules: three string types i, j, k are allowed to meet at a point if and only if $\delta_{ijk} = 1$. (c) A dual string type i^* corresponding to each string type i . This dual string type corresponds to the same string, but with the opposite orientation. (d) A real tensor d_i and a complex tensor

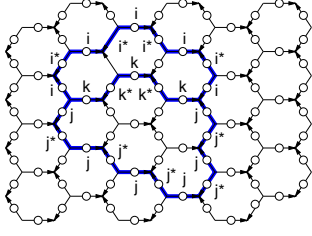


FIG. 4: A typical string-net state on the honeycomb lattice. The empty links correspond to spins in the $i = 0$ state. The orientation conventions on the links are denoted by arrows.

F_{klm}^{ijm} satisfying certain algebraic relations [17]. For each set of $F_{klm}^{ijm}, d_i, \delta_{ijk}$ satisfying these relations, there is a corresponding exactly soluble topologically ordered spin model.

The spins in the model are located on the links \mathbf{k} of the honeycomb lattice. However, the spins are not usual spin-1/2 spins. Each spin can be in $N + 1$ different states which we will label by $i = 0, 1, \dots, N$. Each spin state can be thought of as a string-net state. To do this, one first needs to pick an orientation for each link on the honeycomb lattice. When a spin is in state i , we think of the link as being occupied by a type- i string oriented in the appropriate direction. If a spin is in state $i = 0$, then we think of the link as empty. In this way spin states correspond to string-net states (see Fig. 4). The Hamiltonian of the model involves a 12 spin interaction [17]. The model is known to be gapped and topologically ordered and all the relevant quantities - ground state degeneracies, quasiparticle statistics, etc., can be calculated explicitly.

The ground state wave function Φ of the model is also known exactly. It is easiest to describe in terms of the string-net language. If a spin configuration $\{i_{\mathbf{k}}\}$ corresponds to an invalid string-net configuration - that is, a string-net configurations that doesn't obey the branching rules defined by δ_{ijk} - then $\Phi(\{i_{\mathbf{k}}\}) = 0$. On the other hand, if $\{i_{\mathbf{k}}\}$ corresponds to a valid string-net configuration then the amplitude is in general nonzero. We would like to have an explicit formula for these amplitudes. Unfortunately, this is not possible in general. However, we can write down linear relations that determine the amplitudes uniquely. These relations relate the amplitudes of string-net configurations that only differ by small local transformations. The relations are given by

$$\Phi \left(\begin{array}{c} \text{---} i \text{---} \end{array} \right) = \Phi \left(\begin{array}{c} \text{---} i \text{---} \end{array} \right) \quad (3)$$

$$\Phi \left(\begin{array}{c} \text{---} i \end{array} \right) = d_i \Phi \left(\begin{array}{c} \text{---} \end{array} \right) \quad (4)$$

$$\Phi \left(\begin{array}{c} \text{---} k \text{---} \\ \text{---} i \text{---} j \end{array} \right) = \delta_{ijk} \Phi \left(\begin{array}{c} \text{---} k \text{---} \\ \text{---} i \text{---} i \end{array} \right) \quad (5)$$

$$\Phi \left(\begin{array}{c} \text{---} i \text{---} \\ \text{---} j \text{---} k \end{array} \right) = \sum_n F_{klm}^{ijm} \Phi \left(\begin{array}{c} \text{---} i \text{---} \\ \text{---} j \text{---} n \end{array} \right) \quad (6)$$

where the shaded areas represent other parts of the string-nets that are not changed. Also, the type-0 string

is interpreted as the no-string (or vacuum) state. The first relation (3) is drawn schematically. The more precise statement of this rule is that any two string-net configurations on the honeycomb lattice that can be continuously deformed into each other have the same amplitude. In other words, the string-net wave function Φ only depends on the topologies of the network of strings.

By applying these relations multiple times, one can compute the amplitude for any string-net configuration (on the honeycomb lattice) in terms of the amplitude of the vacuum configuration. Thus, (3-6) completely specify the ground state wave function Φ .

Let us first compute the von Neumann entropy S_R of the exact ground state wave function Φ for a simply connected region R (see Fig. 3). Again we split the site on the boundary links into two sites. We decompose Φ into $\Phi = \sum_l \Phi_l^{\text{in}} \Phi_l^{\text{out}}$ where Φ_l^{in} are wave functions of spins inside R , Φ_l^{out} are wave functions of spins outside R , and l is some dummy index.

A wave function Φ^{in} on the spins inside of R can be defined as follows. Let $\{i_{\mathbf{k}}\}$ be some spin configuration inside of R . If $\{i_{\mathbf{k}}\}$ doesn't correspond to a valid string-net configuration - that is one that obeys the branching rules, then we define $\Phi^{\text{in}}(\{i_{\mathbf{k}}\}) = 0$. If $\{i_{\mathbf{k}}\}$ does correspond to a valid string-net configuration, then we define $\Phi^{\text{in}}(\{i_{\mathbf{k}}\})$ using the same graphical rules (3-6) that we used for Φ .

However, there is an additional subtlety. Recall that in the case of Φ , the graphical rules could be used to reduce any string-net configuration to the vacuum configuration. To fix Φ , we defined $\Phi(\text{vacuum}) = 1$.

In this case, since we are dealing with a region R with a boundary, string-net configurations cannot generally be reduced to the vacuum configuration. However, they can be reduced to the tree-like diagrams $X_{\{q,s\}}$ shown in Fig. 5a. Thus, to define Φ^{in} , we need to specify the amplitude for all of these basic configurations. There are multiple ways of doing this and hence multiple possibilities for Φ^{in} . Here, we will consider all the possibilities. For any labeling $q_1, \dots, q_n, s_1, \dots, s_{n-3}$ of the string-net in Fig. 5(a), we define a wave function $\Phi_{\{q,s\}}^{\text{in}}$ by $\Phi_{\{q,s\}}^{\text{in}}(X_{\{q',s'\}}) = \delta_{\{q\},\{q'\}} \delta_{\{s\},\{s'\}}$. Starting from these amplitudes and using the graphical rules (3-6) we can determine $\Phi_{\{q,s\}}^{\text{in}}(X)$ for all other string-net configurations. In the same way, we can define wave functions $\Phi_{\{r,t\}}^{\text{out}}$ on the spins outside of R through $\Phi_{\{r,t\}}^{\text{out}}(Y_{\{r',t'\}}) = \delta_{\{r\},\{r'\}} \delta_{\{t\},\{t'\}}$, where the $Y_{\{r,t\}}$ are shown in Fig. 5(b).

Now consider the product wave functions $\Phi_{\{q,s\}}^{\text{in}} \Phi_{\{r,t\}}^{\text{out}}$. These are wave functions on all the spins in the system - both inside and outside R . They can be generated from the amplitudes for the string-net configurations $Z_{\{q,s,r,t\}}$ in Fig. 6:

$$\Phi_{\{q,s\}}^{\text{in}} \Phi_{\{r,t\}}^{\text{out}}(Z_{\{q',s',r',t'\}}) = \delta_{\{q\},\{q'\}} \delta_{\{s\},\{s'\}} \delta_{\{r\},\{r'\}} \delta_{\{t\},\{t'\}}$$

On the other hand, it is not hard to show that for the ground state wave function Φ , the amplitude for $Z_{\{q,s,r,t\}}$ is

$$\Phi(Z_{\{q,s,r,t\}}) = \delta_{\{q\},\{r\}} \delta_{\{s\},\{t\}} \prod_m (\sqrt{d_{q_m}})$$

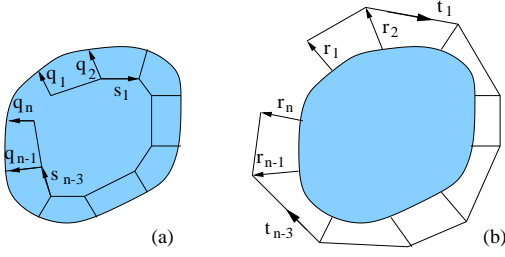


FIG. 5: The basic string-net configurations (a) $X_{\{q,s\}}$ for inside R and (b) $Y_{\{r,t\}}$ for outside R .

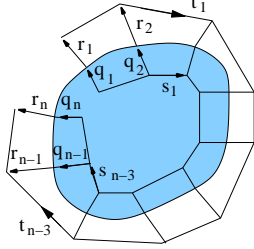


FIG. 6: The string-net configuration $Z_{\{q,s,r,t\}}$ obtained by “gluing” the configuration $X_{\{q,s\}}$ to the configuration $Y_{\{r,t\}}$ in Fig. 5.

Comparing the two, we see that

$$\Phi = \sum_{\{q,s,r,t\}} \Phi_{\{q,s\}}^{\text{in}} \Phi_{\{r,t\}}^{\text{out}} \delta_{\{q\},\{r\}} \delta_{\{s\},\{t\}} \prod_m (\sqrt{d_{q_m}}) \quad (7)$$

It turns out that the wave functions $\{\Phi_{\{q,s\}}^{\text{in}}\}$ are orthonormal, as are the $\{\Phi_{\{r,t\}}^{\text{out}}\}$ (up to an irrelevant normalization constant). This means that we can use them as a basis. If we denote $\Phi_{\{q,s\}}^{\text{in}} \Phi_{\{r,t\}}^{\text{out}}$ by $|\{q,s,r,t\}\rangle$, then in this basis, the wave function Φ is

$$\langle \{q,s,r,t\} | \Phi \rangle = \delta_{\{q\},\{r\}} \delta_{\{s\},\{t\}} \prod_m (\sqrt{d_{q_m}}) \quad (8)$$

The density matrix for the region R can now be obtained by tracing out the spins outside of R , or equivalently,

tracing out the spin states $|\{r,t\}\rangle$:

$$\langle \{q',s'\} | \rho_R | \{q,s\} \rangle = \delta_{\{q\},\{q'\}} \delta_{\{s\},\{s'\}} \prod_m d_{q_m} \quad (9)$$

Since the density matrix is diagonal, we can easily obtain the entanglement entropy for S_R . Normalizing ρ_R so that $\text{Tr}(\rho_R) = 1$, and taking $-\text{Tr} \rho_R \log \rho_R$, we find

$$S_R = - \sum_{\{q,s\}} \frac{\prod_m d_{q_m}}{D^{n-1}} \log \left(\frac{\prod_l d_{q_l}}{D^{n-1}} \right) \quad (10)$$

where $D = \sum_k d_k^2$. The sum can be evaluated explicitly (with the help of the relations in [17]). The result is

$$S_R = -\log(D) - n \sum_{k=0}^N \frac{d_k^2}{D} \log \left(\frac{d_k}{D} \right) \quad (11)$$

This result applies to simply connected regions like the one shown in Fig. 1. The same argument can be applied to general regions R . In the general case, we find

$$S_R = -j \log(D) - n \sum_{k=0}^N \frac{d_k^2}{D} \log \left(\frac{d_k}{D} \right) \quad (12)$$

where n is the number of spins along ∂R , and j is the number of disconnected boundary curves in ∂R .

We can now calculate the topological entropy associated with Φ . Applying (12), we find $S_1 = -2 \log D - n_1 s_0$, $S_2 = -\log D - n_2 s_0$, $S_3 = -\log D - n_3 s_0$, and $S_4 = -2 \log D - n_4 s_0$ where n_1, n_2, n_3, n_4 are the numbers of spins along the boundaries of the four regions, and $s_0 = \sum_{k=0}^N \frac{d_k^2}{D} \log \left(\frac{d_k}{D} \right)$. The topological entropy is therefore $-S_{\text{top}} = -2 \log D + (n_1 - n_2 - n_3 + n_4) s_0 = -2 \log D$ in agreement with (1).

Near the completion of this paper, we become aware of a similar result, obtained independently in the recent paper, Ref. [18]. This research is supported by NSF Grant No. DMR-04-33632 and by ARO Grant No. W911NF-05-1-0474.

-
- [1] X.-G. Wen, *Advances in Physics* **44**, 405 (1995).
 - [2] D. Arovas, J. R. Schrieffer, and F. Wilczek, *Phys. Rev. Lett.* **53**, 722 (1984).
 - [3] F. D. M. Haldane and E. H. Rezayi, *Phys. Rev. B* **31**, 2529 (1985).
 - [4] X.-G. Wen and Q. Niu, *Phys. Rev. B* **41**, 9377 (1990).
 - [5] D. S. Rokhsar and S. A. Kivelson, *Phys. Rev. Lett.* **61**, 2376 (1988).
 - [6] G. Baskaran and P. W. Anderson, *Phys. Rev. B* **37**, 580 (1988).
 - [7] I. Affleck and J. B. Marston, *Phys. Rev. B* **37**, 3774 (1988).
 - [8] X.-G. Wen, F. Wilczek, and A. Zee, *Phys. Rev. B* **39**, 11413 (1989).
 - [9] N. Read and S. Sachdev, *Phys. Rev. Lett.* **66**, 1773 (1991).
 - [10] X.-G. Wen, *Phys. Rev. B* **44**, 2664 (1991).
 - [11] M. Freedman, C. Nayak, K. Shtengel, K. Walker, and Z. Wang, *Ann. Phys. (NY)* **310**, 428 (2004).
 - [12] A. Hamma, R. Ionicioiu, and P. Zanardi, *Phys. Rev. A* **71**, 022315 (2005).
 - [13] F. Wegner, *J. Math. Phys.* **12**, 2259 (1971).
 - [14] J. B. Kogut, *Rev. Mod. Phys.* **51**, 659 (1979).
 - [15] A. Y. Kitaev, *Ann. Phys. (N.Y.)* **303**, 2 (2003).
 - [16] M. B. Hastings and X.-G. Wen, *Phys. Rev. B* **72**, 045141 (2005).
 - [17] M. Levin and X.-G. Wen, *Phys. Rev. B* **71**, 045110 (2005).
 - [18] A. Kitaev and J. Preskill, *hep-th/0510092* (2005).