

# How long does it take to pull an ideal polymer into a small hole?

A.Yu. Grosberg\*, S. Nechaev†, M. Tamm‡, O. Vasilyev†

*LPTMS, Université Paris Sud, 91405 Orsay Cedex, France*

*Centre de Recherche en Modélisation Moléculaire,*

*Université de Mons-Hainaut, 20 Place du Parc, 7000 Mons, Belgium*

(Dated: October 31, 2019)

We present scaling estimates for characteristic times  $\tau_{\text{lin}}$  and  $\tau_{\text{br}}$  of pulling ideal linear and randomly branched polymers of molecular weight  $N$  into a small hole by a force  $f$ . We show that the adsorption process develops as sequential straightening of folds of the initial polymer configuration. On the basis of the forces balance analysis and estimating the typical size of the fold involved into the motion, we arrive at the following predictions:  $\tau_{\text{lin}}(N) \sim N^{3/2} f^{-1}$  and  $\tau_{\text{br}}(N) \sim N^{5/4} f^{-1}$ . We also confirm our finding by the molecular dynamics experiment.

PACS: 05.40.-a; 05.70.-a; 87.15.He

Adsorption of an ideal polymer chain at a potential well is one of the classical problems in the statistical physics of macromolecules used by the researchers for over a quarter of a century as a test ground for a variety of theories. For a homopolymer, this is a clean simple yet interesting example of an ordinary second order phase transition [1]. By contrast, for a heteropolymer, when chemical structure of a chain is quenched but not uniform, the problem of adsorption is nontrivial, its understanding is still incomplete – see, for example, [2, 3, 4, 5]. Furthermore, random heteropolymer adsorption at a point-like potential well is mathematically similar to the localization (pinning) transition in the solid-on-solid models with quenched impurities [6, 7, 8].

Although equilibrium properties of adsorption of linear ideal polymers are addressed by many theorists (see [9] and references therein), surprisingly the dynamics of the adsorption process is almost not discussed at all. The related issue of the dynamics of coil-globule transition attracted steady interest over the years [10, 11, 12, 13, 14], but the similarity between these two problems is limited, because globule formation after an abrupt solvent quench begins by a simultaneous chain condensation on many independent nucleation centers, while the adsorption process can be viewed as pulling (sacking) of a polymer with a constant force into a single hole. Hence, only a single attractive center causes the chain condensation. Similar problem arises when a force pulls polymer into a membrane channel, such as in DNA translocation [15, 16, 17, 18, 19, 20, 21, 22, 23]. As we shall see, some scaling estimates obtained in [23] could be directly transferred to the kinetics of polymer adsorption.

To describe in words the mechanism of polymer condensation into a hole, let us imagine a long rope ran-

domly dropped at the desk top. Pull now the rope by its end down from the desk edge. It is obvious, and can be established through an experiment accessible even to theorists, that the rope does not move all at once. What happens is only a part of the rope moves at the beginning, such that a fold closest to the end straightens out. As soon as the first fold is straightened, it then transmits the force to the next fold, which starts moving, and so on. The system sequentially straightens the folds of different scales, such that only parts of the rope about the size of a current fold are involved in the motion, while the rest of the rope remains immobile.

In the present letter we show how this mechanism applies to a homopolymer condensation dynamics and how it allows to shed light on the physics behind scaling estimates [23] for the relaxation times for both linear,  $\tau_{\text{lin}}$ , and randomly branched,  $\tau_{\text{br}}$ , polymers.

We address the problem on the simplest level of an ideal Rouse homopolymer of  $N$  monomers, each of size  $a$ , embedded into an immobile solvent with the viscosity  $\eta$ . One end of the chain is put in the potential well (the “hole”), and the polymer is pulled down to the hole with constant force  $f$ , acting locally on just one single monomer, the one currently entering the hole. We will be interested in the relaxation time  $\tau$  of the complete pulling down of the entire polymer into the hole. In particular we want to know how  $\tau$  depends on polymer length  $N$  and the pulling force  $f$ .

Neglecting inertia, the balance of forces reads  $f = f_{\text{fr}}(t)$ , where friction force  $f_{\text{fr}}$  should be linear in velocity  $\frac{dn}{dt}$ , with  $n(t)$  being the number of monomers “swallowed by the hole” by the time  $t$ . More subtly, friction coefficient must be proportional to the number of monomers  $m(t)$  currently involved in the forced motion (remember experiment with pulling rope from the desk):  $f_{\text{fr}} = \eta a^2 m(t) \frac{dn(t)}{dt}$ . Our main task will be to estimate the length  $m(t)$  involved in the motion for either linear or branched polymers.

In order to clarify our approach, let us compute the characteristic time  $\tau$  of pulling down of a linear polymer starting from a fully stretched conformation. Force

\*Permanent address: Department of Physics, University of Minnesota, 116 Church Street SE, Minneapolis, MN 55455, USA

†Also at: L.D. Landau Institute for Theoretical Physics, 117334, Moscow, Russia

‡Permanent address: Physics Department, Moscow State University 119992, Moscow, Russia

balance condition reads in this case

$$f = \eta a^2 [N - n(t)] \frac{dn(t)}{dt}, \quad (1)$$

where we assumed that all  $N - n(t)$  monomers not absorbed by the time  $t$  are involved in the motion, and, therefore, contribute to friction:  $m(t) = N - n(t)$ . Separating the variables and integrating (1) in the intervals  $t \in [0, \tau]$  and  $n \in [0, N]$ , we get

$$\tau_{\text{straight}} = \frac{\eta a^2}{2f} N^2. \quad (2)$$

In terms of dependence on  $N$ , this result is similar to the Rouse relaxation time of a linear polymer,  $\tau_R \simeq \tau_0 N^2$ , where  $\tau_0 \simeq \eta a^3 / k_B T$ , and  $T$  is temperature. Our estimate, (2), remains valid as long as  $\tau_{\text{straight}} < \tau_R$ , because in this case the initially straight polymer has no time to relax and coil up on itself while being pulled up by the force  $f$ . Given the expression for  $\tau_{\text{straight}}$ , (2), the condition  $\tau_{\text{straight}} < \tau_R$  translates into  $f > k_B T / a$ , the latter making an obvious sense: pulling force should be strong enough to cause significant stretching of every bond, or, in other words, Pincus blobs [24] must be as small as of the order of one monomer.

Now we turn to the dynamics of adsorption of a linear ideal polymer starting from a more natural initial configuration of a Gaussian coil, and look at  $\tau_{\text{lin}}(N)$ . To begin with, let us consider a simple scaling estimate [23]. First of all, we note that the only time scale relevant for the problem is the above mentioned Rouse time  $\tau_R$ , which is the relaxation time of the coil, or, in other words, it is the time during which the coil as a whole diffuses over the distance about its own size,  $R \sim a N^{1/2}$ . With  $\tau_R$  being the solitary relevant time scale, the sacking time should be written in the scaling form

$$\tau_{\text{lin}} = \tau_R \phi \left( \frac{fR}{k_B T} \right), \quad (3)$$

where the factor  $\phi$  depends on all other relevant parameters only in the dimensionless combination  $fR/(k_B T)$ . The second step follows from the fact that the speed of the process,  $N/\tau_{\text{lin}}$ , must be linear in the applied force, which means that the function  $\phi(x)$  should be inversely proportional to its argument,  $\phi(x) \sim 1/x$ . This then yields the answer

$$\tau_{\text{lin}} \sim \tau_R \frac{k_B T}{fR} \sim \frac{\eta a^2}{f} N^{3/2}. \quad (4)$$

Scaling argument yields the answer, but does not give much insight. To gain proper insight, let us show how the answer (4) results from the process of sequential fold straightening. The definition of “folds” and of their lengths  $s_{\text{fol}}(N)$  is illustrated in Fig. 1. Since the chain is being pulled all the time into an immobile point in the center, the definition of a fold arises from considering only the radial component of the random walk,  $|\mathbf{r}(s)|$ ,

where  $\mathbf{r}(s)$  stands for the (natural) parametric representation of a path. In 3D, for example,  $|\mathbf{r}(s)|$  represents the so-called “Bessel process” [25, 26]. To obtain lengths of folds,  $s_{\text{fol}}^{(1)}, s_{\text{fol}}^{(2)}, \dots, s_{\text{fol}}^{(k)}$ , one has to coarse grain the trajectory up to the one monomer scale  $a$ , thus making a Wiener sausage [27], and then find the local minima of  $|\mathbf{r}(s)|$  separated by the biggest maxima. It is natural to expect that there are about  $\sqrt{N}$  of such minima, separated by the intervals about  $\sqrt{N}$  each. The construction of folds described above is depicted in Fig.1. The process of folds straightening in a random coil consists by replacing folds one by one with the straight segments.

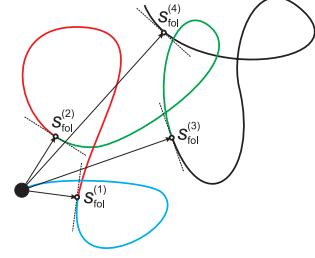


FIG. 1: Random coil viewed as a sequence of folds.

When we pull down the Gaussian chain by its end with a constant force  $f$ , only the current fold, of the length  $s_{\text{fol}}^{(i)} \sim \sqrt{N}$ , is involved in the forced motion and experiences friction. The equation (1) is still approximately valid (since the velocities of all monomers involved into motion are of the same order of magnitude), but  $n$  should be integrated in the limits  $[0, s_{\text{fol}}^{(i)}]$ , yielding relaxation time for one fold

$$\tau_{\text{fol}} = \frac{\eta a^2}{2f} \left( s_{\text{fol}}^{(i)} \right)^2 \sim \frac{\eta a^2}{f} N. \quad (5)$$

All  $\sim \sqrt{N}$  folds relax sequentially, meaning that  $\tau_{\text{lin}} \sim \sqrt{N} \tau_{\text{fol}} \sim \eta a^2 f^{-1} N^{3/2}$ , and thus returning the scaling answer (4).

We have tested our theoretical predictions by a molecular dynamics experiment. We have compared the adsorption times of linear chains from initially straighten and from typically Gaussian conformations. The corresponding results are shown in Fig.2 for ideal chains up to  $N = 1000$ .

The numerical values of critical exponents for  $\tau_{\text{straight}}(N)$  and  $\tau_{\text{lin}}(N)$  are extracted from the slopes of log-log plots for sufficiently long chains ( $N > 60$ ). While all the computational details will be published elsewhere, the figure shows that the data are in very satisfactory agreement with the theoretical predictions (2) and (4).

Notice that the adsorption time of a linear chain,  $\tau_{\text{lin}}$ , Eq. (4), is much shorter than the typical Rouse time under the very weak condition  $f > k_B T / (a\sqrt{N})$ , which means Pincus blob dictated by the force  $f$  should only be smaller than the entire coil. Under this condition, during the adsorption process the configuration of the

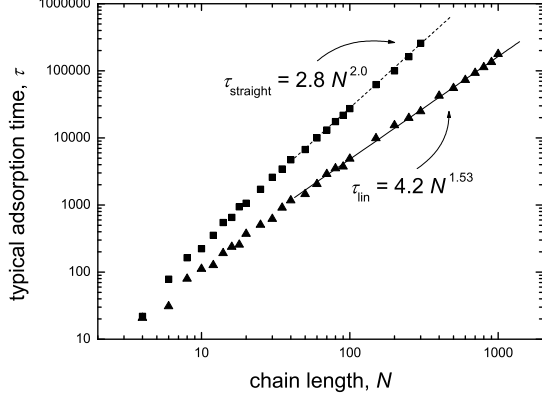


FIG. 2: The results of molecular dynamics simulation: log-log plot of total time,  $\tau$ , against  $N$ . Numerical data for initially straighten and typically Gaussian chains are shown correspondingly by squares (■) and triangles (▲).

chain parts not involved into the straighten of a current fold, can be considered as quenched.

The same adsorption mechanism is valid for randomly branched chains schematically shown in Fig.3.

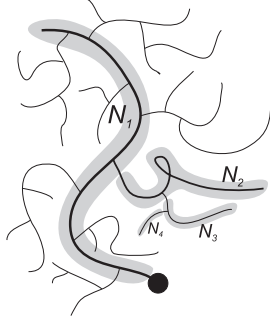


FIG. 3: Adsorption of a randomly branched chain.

Scaling approach for the randomly branched polymer can be treated as follows. Estimate a Rouse time as the time for a polymer to diffuse to its own size. Since all monomers experience friction independently of each other in a Rouse model (there are neither solvent dynamics, nor hydrodynamic interactions), it follows that the diffusion coefficient of a Rouse coil, linear or branched, is given by  $D \sim k_B T / (\eta a N)$ . However, the gyration radius of a branched polymer, unlike a linear one, is  $R \sim a N^{1/4}$ . Therefore, the Rouse relaxation time for the branched polymer reads  $\tau_R \sim R^2 / D \sim \tau_0 N^{3/2}$ . The rest of the argument repeats exactly what we have done for the linear chain, yielding the result

$$\tau_{\text{br}} \sim \tau_R \frac{k_B T}{f R} \sim \frac{\eta a^2}{f} N^{5/4} \quad (6)$$

Let us show now how one can re-derive (6) generalizing the concept of Bessel process to randomly branched

chains. It is convenient to introduce a hierarchy of scales in the  $N$ -link ideal randomly branched chain. Let us denote by  $N_1$  a number of monomers in a typical "primitive" (or "bare") path of a largest scale. The size  $R$  of an ideal randomly branched polymer is  $R \sim a N^{1/4}$ . The bare path of the maximal scale is a Gaussian random walk with  $R \sim a N_1^{1/2}$ . Hence,  $N_1 \sim N^{1/2}$ . The average number of monomers in all side branches  $N_2, N_3, N_4$ , etc. attached to *one* bond of the bare path of the maximal scale (as shown in Fig.3a), is of order of  $N/N_1 \sim N^{1/2}$ . All these side branches form a randomly branched configuration of size  $R_2 \sim a(N/N_1)^{1/4} \sim a N^{1/8}$ . Now, the number of monomers in the bare path of the second scale,  $N_2$ , can be obtained repeating the above scaling arguments:  $R_2 \sim a N_2^{1/2}$ , what gives  $N_2 \sim N^{1/4}$ , and so on:  $N_3 \sim N^{1/8}, \dots, N_k \sim N^{2^{-k}}, \dots$  – see Fig.3.

On all scales the bare paths  $N_1, N_2, \dots, N_k$ , etc. form the Gaussian sub-coils, each of which can be divided into folds  $s_{\text{fol}}^{(1)}, s_{\text{fol}}^{(2)}, \dots, s_{\text{fol}}^{(k)}, \dots$  in the same manner as it is done above for a linear chain. For  $s_{\text{fol}}^{(k)}$  we have the estimate

$$s_{\text{fol}}^{(k)} \sim a N_k^{1/2} \sim a N^{1/2^{(k+1)}} \quad (k = 1, 2, \dots) \quad (7)$$

If the randomly branched polymer is pulled by its end with a constant force,  $f$ , then all Gaussian sub-coils on all scales straighten their folds simultaneously. The total typical number of monomers  $s_{\text{all}}$  in all folds simultaneously involved into the motion on all scales can be estimated as

$$\begin{aligned} s_{\text{all}} &\sim s_{\text{fol}}^{(1)} s_{\text{fol}}^{(2)} \dots s_{\text{fol}}^{(k)} \dots \\ &\sim a N^{1/4 + 1/8 + 1/16 + \dots} = a N^{1/2}. \end{aligned} \quad (8)$$

We have seen on the example of the linear chain, that the characteristic time to straighten the fold of a typical length  $s$  is of order of  $\tau \sim s^2$  – see (5). So, as it follows from (8), the characteristic time of straightening out all folds of length  $s_{\text{all}}$  is of the order of

$$\tau_{\text{fol}}^{\text{br}} \sim \frac{\eta a^2}{2f} s_{\text{all}}^2 \sim \frac{\eta a^2}{f} N \quad (9)$$

In a randomly branched polymer there are  $N_1 a / s_{\text{fol}}^{(1)} \sim N^{1/4}$  independent parts which relax sequentially. Hence, the total relaxation time of a randomly branched chain can be estimated as  $\tau_{\text{br}} \sim \left( N_1 a / s_{\text{fol}}^{(1)} \right) \tau_{\text{fol}}^{\text{br}} \sim \eta a^2 f^{-1} N^{5/4}$ , which returns the result (6).

To conclude, we have considered scaling estimates of the relaxation time associated with pulling linear or randomly branched polymer chain into a hole by a constant force  $f$ . We found that these estimates,  $\tau_{\text{lin}} \sim \eta a^2 f^{-1} N^{3/2}$  and  $\tau_{\text{br}} \sim \eta a^2 f^{-1} N^{5/4}$  can be understood in terms of the scenario of sequential straightening of the polymer parts which we called folds and which were rigorously defined in terms of the radial component of the random walk representing the polymer chain. Moreover,

the theoretical prediction for typical time of pulling an ideal Rouse linear polymer to a small hole is consistent with the molecular dynamics simulation (see Fig.2).

We think that the mechanism of sequential straightening of folds applies to a number of real physical situations, such as DNA translocation through the membrane pore, when the translocation is driven by the difference

in chemical potentials of monomers on the two sides of the impermeable membrane.

This work is partially supported by the grant ACI-NIM-2004-243 "Nouvelles Interfaces des Mathématiques" (France). A.Y.G. gratefully acknowledges warm hospitality he felt throughout his stay at the LPTMS where this work was done.

- 
- [1] K. Binder, in *Phase Transitions and Critical Phenomena*, **10**, ed. C. Domb and J. Lebowitz (New York: Academic, 1983).
  - [2] A.Yu. Grosberg, E.I. Shakhnovich, Sov. Phys. JETP **64**, 1284 (1986).
  - [3] A.Naidenov, S. Nechaev, J. Phys. A: Math. Gen. **34**, 5625 (2001).
  - [4] N. Madras, S.G. Whittington, J. Phys. A: Math. Gen. **35**, L427 (2002).
  - [5] S. Stepanow, A.L. Chudnovskiy, J. Phys. A: Math. Gen. **35**, 4229 (2002).
  - [6] G. Forgas et al, in *Phase Transitions and Critical Phenomena* eds. C. Domb and J. Lebowitz (New York: Academic, 1991).
  - [7] J. Vannimenus, B. Derrida, J. Stat. Phys. **105**, 1 (2001).
  - [8] K.S. Alexander, V. Sidoravicius, **eprint arXiv:math/0501028**
  - [9] E. Eisenregler, *Polymers Near Surfaces*, (Singapore: WSPC, 1993)
  - [10] P.G. de Gennes, J. de Physique Lett. **46**, L639 (1985).
  - [11] A. Buguin, F. Brochard-Wyart, P.G.de Gennes, CR Acad. Sci. Paris, **322 IIb**, 741 (1996).
  - [12] L. L. Klushin, J. Chem. Phys. **108**, 7917 (1998).
  - [13] C. F. Abrams, N. Lee, S. Obukhov, **eprint arXiv:cond-mat/0110491**
  - [14] A. Halperin, P. M. Goldbart, Phys. Rev. E **61**, 565 (2000).
  - [15] J.J. Kasianowicz, E. Brandin, D. Branton, and D.W. Deamer, Proc. Natl. Acad. Sci. U.S.A. **93**, 13770 (1996).
  - [16] M. Akeson, D. Branton, J.J. Kasianowicz, E. Brandin, and D.W. Deamer, Biophys. J. **77**, 3227 (1999).
  - [17] A. Meller, L. Nivon, E. Brandin, J. Golovchenko, and D. Branton, Proc. Natl. Acad. Sci. U.S.A. **97** 1079 (2000).
  - [18] A. Meller and D. Branton, Electrophoresis **23** 2583 (2002).
  - [19] A. Meller, L. Nivon, and D. Branton, Phys. Rev. Lett. **86** 3435 (2001).
  - [20] J.L. Li, M. Gershow, D. Stein, E. Brandin, and J. A. Golovchenko, Nat. Mater. **2**, 611 (2003).
  - [21] A.J. Storm, C. Storm, J. Chen, H. Zandbergen, J.F. Joanny, and C. Dekker, Nano Lett. **5**, 1193 (2005).
  - [22] J. Chuang, Y. Kantor, M. Kardar, Phys. Rev. E **65**, 011802 (2002).
  - [23] Y. Kantor, M. Kardar, Phys. Rev. E **69**, 021806 (2004).
  - [24] P. Pincus, Macromolecules, **9**, 386 (1976).
  - [25] J.D. Pitman, M. Yor, "Bessel process and infinitely divisible laws", in *Stochastic integrals*, ed. D. Williams, *Lecture Notes in Mathematics*, **851** (Berlin: Springer, 1981).
  - [26] A.N. Borodin, P. Salminen, *Handbook of Brownian motion – Facts and Formulae*, 2nd ed. (Basel: Birkhäuser, 2002).
  - [27] M. Donsker, S.R.S. Varadhan, Comm. Pure Appl. Math, **28**, 525 (1975).