

Analytical Solution of Electron Spin Decoherence Through Hyperfine Interaction in a Quantum Dot

Changxue Deng and Xuedong Hu

Department of Physics, University at Buffalo, SUNY, Buffalo, New York 14260-1500

(Dated: May 12, 2020)

We analytically solve the *Non-Markovian* single electron spin dynamics due to hyperfine interaction with surrounding nuclei in a quantum dot. We use the equation-of-motion method assisted with a large field expansion, and find that virtual nuclear spin flip-flops mediated by the electron contribute significantly to a complete decoherence of transverse electron spin correlation function. Our results show that a 90% nuclear polarization can enhance the electron spin T_2 time by almost two orders of magnitude. In the long time limit, the electron spin correlation function has a non-exponential $1/t^2$ decay in the presence of both polarized and unpolarized nuclei.

PACS numbers: 03.67.Lx, 72.25.Rb, 73.21.La, 85.35.Be

Spins in semiconductor nanostructures are promising qubit candidates for a solid state quantum computer because of their long decoherence times and potential scalability [1]. To demonstrate the feasibility of a spin qubit, electron spin decoherence in semiconductor quantum dots (QD) has been widely studied both theoretically and experimentally [1, 2, 3, 4, 5]. The level discretization in a QD ensures that spin-orbit interaction induced spin relaxation is quite slow in QDs [6], which leaves the environmental nuclear spins, particularly abundant in III-V semiconductors such as GaAs ($10^4 - 10^6$ depending on the actual size of the QD), to act as the main decoherence channel for the electron spins.

It has been shown that static thermal polarization of nuclear spins leads to inhomogeneous broadening of electron spins (which can be corrected using the spin echo technique [7]) at a time scale of 10 ns [4, 5, 8], and nuclear magnetic dipolar coupling leads to electron spin spectral diffusion and dephasing at a time scale of 10 μ s [9, 10]. For the intervening period of time, the hyperfine interaction between the electron and nuclear spins can also lead to electron spin decoherence and in general non-Markovian dynamics. Although at a finite magnetic field the direct electron-nuclear spin flip-flop is highly unlikely due to the Zeeman energy mismatch, higher-order processes where electron spins do not flip are possible. For example, electron mediated nuclear spin interaction (RKKY) has been studied for a long time in both metals and semiconductors [7, 11].

The study of the non-Markovian electron spin dynamics in the presence of hyperfine interaction is a complicated problem due to its quantum many-body (1 electron spin and N nuclear spins) nature, and has drawn wide spread attention recently [12, 13, 14, 15]. Analytically, an exact solution has been found in the case of a fully polarized nuclear reservoir [12], while for the rest of the parameter regimes (in terms of nuclear polarization and external field), perturbative theory [13] or effective Hamiltonians [14, 15] have been used to study the problem. Numerically, only small systems with typically 20

spins have been explored because of the extremely large Hilbert space [14, 16, 17].

In this Letter we focus on the problem of the spin dynamics of a single electron due to hyperfine interaction with surrounding nuclear spins. We start from the exact Hamiltonian and use the equation-of-motion approach in the Heisenberg picture. Helped by a systematic large field expansion, we solve the full quantum mechanical problem analytically and reveal the crucial importance of the electron-mediated nuclear spin flip-flop processes in the decoherence of an electron spin.

We model the coupled electron-nuclear-spin system by the Hamiltonian [7]

$$H = \omega_0 S^z + \sum_k A_k I_k^z S^z + \frac{1}{2} \sum_k A_k (I_k^+ S^- + I_k^- S^+), \quad (1)$$

where S and I represent electron and nuclear spin operators respectively, ω_0 is the external magnetic field, A_k is the hyperfine coupling constant with the k th nucleus, and $\hbar = 1$. In this Letter we assume $I = \frac{1}{2}$ for simplicity, though all calculations can be generalized for arbitrary I . For a two-dimensional QD with a Gaussian electron wave function, A_k has the simple form $A_k = A_0 e^{-k/N}$ with $k \in (0, \infty)$ [13]. For convenience we assume $A_0 = 1$ so that time is measured in the unit of $1/A_0$.

To describe the dephasing dynamics between electron spin $|\uparrow\rangle$ and $|\downarrow\rangle$ states, we introduce a retarded transverse spin correlation function

$$G_{\perp}(t) = -i\theta(t)\langle\Psi_0|S^-(t)S^+(0)|\Psi_0\rangle. \quad (2)$$

Here $\theta(t)$ is the usual step function, and $|\Psi_0\rangle$ is the initial wave function of the system where the electron and nuclear spins are assumed to be in a product state, with the electron having spin down initially, *i.e.* $|\Psi_0\rangle = |\downarrow; I_{k_1}^z, I_{k_2}^z, \dots, I_{k_N}^z\rangle$ [18]. An iterative equation of motion (EOM) can be obtained by differentiating the correlation function $G_{\perp}(t)$ with respect to time and then perform the Fourier transform. For two arbitrary operators A and B ,

$$\omega\langle\langle A; B \rangle\rangle_{\omega} = \langle\Psi_0|A(0)B(0)|\Psi_0\rangle + \langle\langle [A, H]; B \rangle\rangle_{\omega}, \quad (3)$$

where $\langle\langle A; B \rangle\rangle_\omega$ is the Fourier transform of $\langle\Psi_0|A(t)B(0)|\Psi_0\rangle$, and $\langle\langle[A, H]; B\rangle\rangle_\omega$ involves the calculation of higher-order correlation functions. A cut off or decoupling scheme has to be applied to close the set of EOMs. After $G_\perp(\omega)$ is obtained, real time dynamics of $G_\perp(t)$ can be easily calculated by an inverse Fourier transform using the spectral function defined as

$$\rho(\omega) = -\text{Im}G_\perp(\omega)/\pi. \quad (4)$$

In general there are two types of contribution to the spectral function after performing analytical continuation ($\omega \rightarrow \omega + i0^+$) [19]: a delta function $Z_p\delta(\omega - \omega_p)$, and a non-vanishing imaginary part of the self energy resulting from branch cuts. The delta function leads to a coherent oscillation with a single frequency ω_p , while the continuous part leads to dephasing in the time evolution of the spin correlation function $G_\perp(t)$.

We first consider the case of an electron interacting with a fully polarized nuclear spin reservoir. We can recover the exact solution [12] straightforwardly, as the iterative EOM closes with just two sets of equations. The result is

$$G_\perp(\omega) = \frac{1}{\omega - \Omega - \Sigma_0(\omega)}. \quad (5)$$

Here $\Sigma_0(\omega) = \frac{1}{4} \sum_k A_k^2/(\omega - A_k/2)$ is the electron spin self-energy and $\Omega = \omega_0 + N/2$ represents the effective magnetic field acting on the electron spin. After converting the summation over k into an integral we obtain $\Sigma_0(\omega) = -N/2 - N\omega \log|1 - 1/2\omega| - iN\pi\omega \sim O(N)$ [20]. Notice that $G_\perp(\omega)$ and the spectral function $\rho(\omega)$ are both $O(1/N)$, except at the renormalized pole $Z_p\delta(\omega - \omega_p)$ [ω_p being the solution of $\omega - \Omega - \Sigma_0(\omega) = 0$], which is of order unity. At zero external field, $\omega_0 = 0$, we find $\omega_p \approx N/2 + 1/4$ and the weight $Z_p \approx 1 - 1/N$.

The presence of a delta function in $\rho(\omega)$ means that there is no dephasing for that part of the correlation function, since the electron spin keeps its single frequency (ω_p) all the time during the evolution. On the other hand, the continuous spectrum due to the branch cut in the logarithmic function of the self-energy $\Sigma_0(\omega)$ does give rise to decoherence. Physically the phase shift is induced by different nuclear spins flip-flopping with the single electron spin in the QD. No matter what the magnitude of the effective field Ω is, the continuous part of spectral function is always of order $O(1/N)$, so there is only a very small part of $G_\perp(t)$ that decays at the long time limit [12, 13].

With a fully polarized nuclear spin reservoir, nuclear spin flip-flop processes mediated by the electron are absent. Such a process becomes possible if we allow just one flipped nuclear spin in the initial state. These processes are represented by the higher-order correlation functions like $\langle\langle I_k^- I_{k'}^\dagger, S^-; S^\dagger \rangle\rangle_\omega$ with $k \neq k'$. This function does not contribute to the fully polarized case simply because

it requires two spins in the down state, which violates the conservation of angular momentum. Likewise, correlation functions that have two or more than two flip-flopped nuclear pairs vanish for the initial state with one flipped nuclear spin, but are generally non-vanishing for less polarized initial states.

In calculating $G_\perp(\omega)$ with a nearly fully polarized nuclear spin reservoir that has only one spin flipped, five more coupled equations are generated when evaluating the commutator in Eq. (3). Instead of presenting the complete but complicated exact solution, here let us consider the case of $\Omega \sim N$, when

$$G_\perp(\omega) = \frac{1}{\omega - \Omega - \Sigma_0(\omega)} \left[1 - \frac{1}{2\Omega} \sum_k A_k f_k(\omega) \right] + O\left(\frac{1}{\Omega^2}\right), \quad (6)$$

where $f_k(\omega)$ satisfies an integral equation [21] and $\sum_k A_k f_k(\omega) \sim O(1)$. Now the contribution to the spectral function from the pole has a reduced weight $Z_p \approx 1 - \sum_k A_k f_k(\omega_p)/2\Omega - 1/N$, and there is a contribution to the continuous spectrum of $\rho(\omega)$ near Ω in the form of $\sum_k A_k f_k(\omega)$. This contribution to the electron spin decoherence from the spectral function near $\omega \approx \Omega$ [22] is a new feature compared to the fully polarized case, and it becomes more and more important when the nuclear spins are more evenly distributed between the up and down states initially. The physical mechanism behind this dephasing is the flip-flopping of pairs of nuclear spins, with the electron spin remaining unchanged in the final state. During these processes the total nuclear field (Overhauser field [7]) $\sum A_k I_k^z(t)$ fluctuates around its average value in the range of A_0 .

Now we turn to the general case of partially polarized and unpolarized nuclear spin reservoir where both the numbers of spin up and down nuclei are of order N . The difference in the numbers of the two spin species is characterized by an effective polarization $P = (N_\uparrow - N_\downarrow)/N$, where N_\uparrow (N_\downarrow) are the number of nuclear spins in the up (down) states. Now the effective magnetic field takes the form $\Omega = \omega_0 + \sum_k A_k \langle I_k^z \rangle$. We consider the physically relevant case of large effective fields ($\Omega \sim N$, requiring that we have either a reasonably large external field, or a nuclear reservoir with finite polarization). We focus on the spectral broadening near $\omega = \Omega$, which leads to dephasing of transverse electron spin magnetization, as evidenced by the discussion above on the one-spin-flipped nuclear spin reservoir.

In the following calculation we treat the nuclear field $\sum_k A_k I_k^z$ within the adiabatic approximation, which is physical since $S^-(t)$ has an oscillation frequency $\Omega \sim N$ while the nuclear field varies in a much longer time scale, so that in the Fourier transform of $\langle\Psi_0|\sum_k A_k I_k^z(t)S^-(t)S^\dagger(0)|\Psi_0\rangle$ we can simply replace $\sum_k A_k I_k^z(t)$ by $\sum_k A_k \langle I_k^z \rangle$. $G_\perp(\omega)$ is related to the higher-order correlation function $\langle\langle I_k^- I_{k'}^\dagger, S^-; S^\dagger \rangle\rangle_\omega$

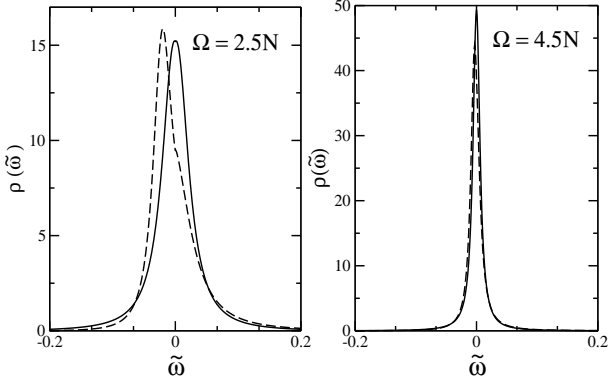


FIG. 1: Spectral function $\rho(\tilde{\omega})$ (where $\tilde{\omega} = \omega - \Omega - N/8\Omega$) for $\Omega = 2.5N$ (left panel) and $\Omega = 4.5N$ (right panel). In both panels the solid lines represent the spectral functions calculated by considering only self-energy $\Sigma_1(\tilde{\omega})$. The dashed lines show the total contributions from $\Sigma_1(\tilde{\omega})$ and $\Sigma_2(\tilde{\omega})$. The original delta functions $\delta(\tilde{\omega})$ in the spectral densities are broadened due to the effects of the flip-flopping of nuclear spins.

through the following equation

$$\left(\omega - \Omega - \frac{N}{8\Omega}\right) G_{\perp}(\omega) = 1 + \frac{1}{2\Omega} \sum_{k \neq k'} A_k A_{k'} \langle \langle I_k^- I_{k'}^{\dagger}, S^-; S^{\dagger} \rangle \rangle_{\omega} \quad (7)$$

Here $\langle \langle I_k^- I_{k'}^{\dagger}, S^-; S^{\dagger} \rangle \rangle_{\omega}$ represents nuclear spin k and k' flip-flopping with each other while electron spin returning to its initial state (\downarrow).

Calculating this higher-order correlation function requires a cut-off to terminate the iteration. The structure of the iterative equations reveals that a natural cut-off does exist. The correlation functions with one flip-flopped nuclear spin pair has two contributions to the self-energy, one of them proportional to $N^2/(4\Omega)^2$, the other $N^3/(4\Omega)^3$. For two pairs of flip-flopped nuclear spins the two contributions are proportional to $N^4/(4\Omega)^4$ and $N^5/(4\Omega)^5$ respectively. This geometrical series converges quite fast when $\Omega > N$ (*large field expansion*). In the limit of $\Omega \gg N$, only the first-order term of the self-energy contributes significantly. Neglecting N^4/Ω^4 and higher-order terms, the final expression of the spin correlation function is

$$G_{\perp}(\omega) = \frac{1}{\tilde{\omega} - \frac{(P^2-1)N^2}{16\Omega^2}\Sigma_1(\tilde{\omega}) - \frac{(1-P^2)N^3}{32\Omega^3}\Sigma_2(\tilde{\omega})}, \quad (8)$$

with the lowest-order self-energy taking the form

$$\begin{aligned} \Sigma_1(\tilde{\omega}) &= \frac{2}{3} \left[\tilde{\omega}(4\tilde{\omega}^2 - 3) \log \left| 1 - \frac{1}{4\tilde{\omega}^2} \right| + \tilde{\omega} + \log \left| \frac{2\tilde{\omega} - 1}{2\tilde{\omega} + 1} \right| \right] \\ &+ i \frac{2\pi}{3} [4|\tilde{\omega}|^3 - 3|\tilde{\omega}| + 1], \end{aligned} \quad (9)$$

for $|\tilde{\omega}| < 1/2$. Here $\tilde{\omega} = \omega - \Omega - N/8\Omega$. The exact form of $\Sigma_2(\tilde{\omega})$ is also found [21]. Both self-energy terms

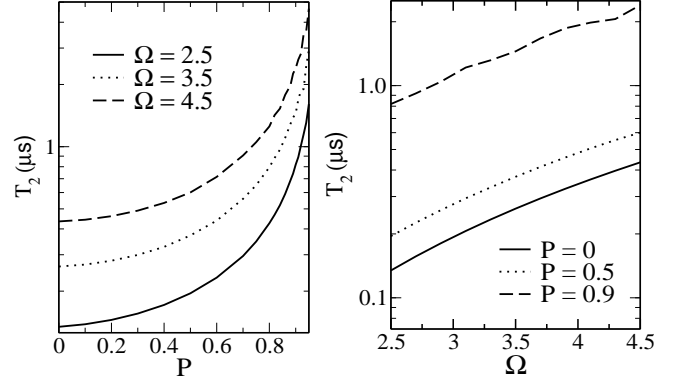


FIG. 2: T_2 determined from the half width of the peak of spectral functions for different nuclear polarizations (P) effective fields (Ω). In all cases the spectral functions are calculated using both $\Sigma_1(\tilde{\omega})$ and $\Sigma_2(\tilde{\omega})$. We have chose $N = 10^5$ and $A = \sum A_k = 92 \mu\text{eV}$.

have branch cuts or non-vanishing imaginary parts when $|\tilde{\omega}| < 1/2$, leading to dephasing when calculating $G_{\perp}(t)$. Another significant feature of $G_{\perp}(\omega)$ is that it does not have a δ -function component anymore, indicating that the decoherence of $G_{\perp}(t)$ will be complete. In addition, Eq. (8) indicates that the amplitude of $G_{\perp}(\omega)$ is $\sim O(1)$, in contrast to the fully polarized case, where $G_{\perp}(\omega) \sim O(1/N)$.

Figure 1 shows the calculated electron spin spectral functions for different effective fields. We compare the results of including only $\Sigma_1(\tilde{\omega})$ (solid lines) and those with both $\Sigma_1(\tilde{\omega})$ and $\Sigma_2(\tilde{\omega})$ (dashed lines) for $\Omega = 2.5N$ and $\Omega = 4.5N$. The two panels clearly show the validity of the large field expansion for $\Omega \geq 2.5N$. For smaller Ω more higher-order terms need to be included to attain convergence. Indeed, even if $\Omega < N$ there is no divergence in our theory, since there could be at most N_{\downarrow} ($N_{\downarrow} < N_{\uparrow}$) flip-flopped nuclear pairs in the system, so that there is an upper limit to the number of EOMs and terms in self-energy. The right panel of Fig. 1 (for $\Omega = 4.5N$) shows that the contribution of $\Sigma_2(\tilde{\omega})$ is now completely negligible. Using hyperfine coupling constant of bulk GaAs [23], we estimate that $\Omega = 2.5N$ corresponds to a magnetic field of 5 Tesla. Figure 1 also explicitly shows that the original delta function in the spectral function is now broadened after taking into account the electron-mediated flip-flop of nuclear spins. According to Eq. (8), in the limit $\Omega \gg N$ or $P = 1$, both self-energy terms go to zero, so that the delta function form of $\delta(\tilde{\omega})$ of the spectral functions would have been recovered, and there would have been no decoherence effect.

The decoherence time T_2 for the electron spin can be determined from the half-width ($\Delta\tilde{\omega}$) of the spectral peak ($T_2 = 1/\Delta\tilde{\omega}$). Figure 2 shows T_2 as functions of the nuclear spin polarization P and the effective magnetic field Ω . It is clear that T_2 only increases slowly with

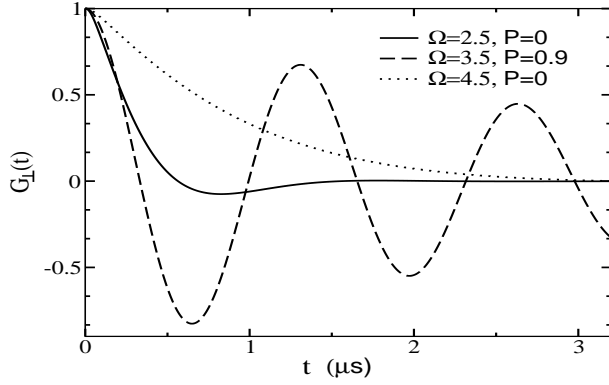


FIG. 3: Time evolution of the envelope of $\text{Re}\{G_{\perp}(t)\}$ for various regimes of T_2 . $G_{\perp}(t)$ is obtained from the spectral function by inverse Fourier transform. It should be noted that the real evolution is modulated by the fast oscillation term $e^{i\Omega t}$. We have assumed $N = 10^5$ and $A = \sum A_k = 92 \mu\text{eV}$ in these calculations.

the external magnetic field, but is much more sensitive to the nuclear polarization. If the nuclear polarization P is raised to 0.9 from 0, T_2 increases by almost two orders of magnitude. Physically this is quite reasonable, as increasing polarization would reduce the phase space for nuclear spin flip-flops, while increasing external field slowly reduces the cross-section of these processes.

The real-time dynamics of $G_{\perp}(t)$ is obtained with the inverse Fourier transform $G_{\perp}(t) = -i\theta(t) \int \rho(\omega) e^{-i\omega t} d\omega$ using the spectral function calculated with both $\Sigma_1(\tilde{\omega})$ and $\Sigma_2(\tilde{\omega})$. Figure 3 plots the time evolution of the envelope of $\text{Re}\{G_{\perp}(t)\}$ for three different parameter regimes. The solid line represents the case of fast decay with $\Omega = 2.5N$ and no polarization. The dotted line shows that increasing the magnetic field can increase the coherence time moderately. If the nuclei in the QD are polarized to 90%, the amplitude of the fast oscillation in electron spin (with frequency Ω) could be maintained for a much longer time as indicated by the dashed line. Notice that here the amplitude of $G_{\perp}(t)$ does decrease as quickly as in the previous two cases initially, but electron spin quantum coherence is only partially lost so that clear revival phenomenon is visible after even several μs in Fig. 3.

The long-time asymptotic behavior of $G_{\perp}(t)$ can also be extracted from $\rho(\omega)$, which is nonzero only when $|\tilde{\omega}| < 1/2$. Calculating the inverse Fourier transform at $t \gg 1$, we find

$$G_{\perp}(t) \propto \frac{144\Omega^2}{\pi^2(1-P^2)N^2} \frac{1}{t^2}. \quad (10)$$

The $1/t^2$ power-law decay here can be compared to the $1/t$ power-law decay found in Ref. [12, 13] for large magnetic fields, where electron-mediated nuclear spin flip-flops are not taken into account, and the exponential de-

cay found in Ref. [15], where an effective Hamiltonian for the nuclear spin flip-flop is considered.

In summary, we have presented a detailed analytical study of transverse electron spin decoherence using large field expansion. We find that electron-mediated nuclear spin flip-flops contribute significantly to electron spin dephasing by generating fluctuations in the Overhauser field (the nuclear field) for the electron spin. We find that 80-90% nuclear polarization can enhance the electron spin T_2 time by two orders of magnitude into the μs time scale in a 5 T external field. We also show that the long time asymptotic behavior of the spin decoherence is $1/t^2$.

We acknowledge financial support by NSA, LPS, and ARO.

-
- [1] X. Hu and S. Das Sarma, Phys. Stat. Sol. (b) **238**, 360 (2003); X. Hu, cond-mat/0411012; S. Das Sarma *et al.*, Solid State Commun. **133**, 737 (2004).
 - [2] D. Loss and D.P. DiVincenzo, Phys. Rev. A **57**, 120 (1998).
 - [3] T. Fujisawa *et al.*, Nature **419**, 278 (2002).
 - [4] F.H.L. Koppens *et al.*, Science **309**, 1346 (2005).
 - [5] J.R. Petta *et al.*, Science **309**, 2180 (2005).
 - [6] V.N. Golovach, A. Khaetskii, and D. Loss, Phys. Rev. Lett. **93**, 016601 (2004).
 - [7] C.P. Slichter, *Nuclear Magnetic Resonance* (Springer-Verlag, Berlin, 1996).
 - [8] I.A. Merkulov, A.L. Efros, and M. Rosen, Phys. Rev. B **65**, 205309 (2002).
 - [9] R. de Sousa and S. Das Sarma, Phys. Rev. B **68**, 115332 (2003).
 - [10] W.M. Witzel, R. de Sousa, and S. Das Sarma, cond-mat/0501503, to appear in Phys. Rev. B.
 - [11] N. Bloembergen and T.J. Rowland, Phys. Rev. **97**, 1679 (1955).
 - [12] A.V. Khaetskii, D. Loss, and L. Glazman, Phys. Rev. Lett. **89**, 186802 (2002); Phys. Rev. B **67**, 195329 (2003).
 - [13] W.A. Coish and D. Loss, Phys. Rev. B **70**, 195340 (2004).
 - [14] N. Shenvi, R. de Sousa, and K.B. Whaley, Phys. Rev. B **71**, 224411 (2005).
 - [15] W. Yao, R.B. Liu, and L.J. Sham, cond-mat/0508441.
 - [16] J. Schliemann, A.V. Khaetskii, and D. Loss, Phys. Rev. B **66**, 245303 (2002).
 - [17] S. I. Erlingsson and Y. V. Nazarov, Phys. Rev. B **70**, 205327 (2004).
 - [18] We assume that the nuclear spins are initially in a single product state. For mixed initial nuclear states, the result of this paper can be directly used to sum over all the product states in the ensemble.
 - [19] G.D. Mahan, *Many-Particle Physics* (Plenum Press, New York, 1990).
 - [20] Here the imaginary part of $\Sigma_0(\omega)$ is non-zero only for $0 < \omega < 1/2$.
 - [21] C. Deng and X. Hu, in preparation (2005).
 - [22] The function $f_k(\omega)$ has branch cut in the neighborhood of Ω [21]. We have neglected a small correction of the nuclear field here as well.
 - [23] D. Paget, G. Lampel, and B. Sapoval, Phys. Rev. B **15**, 5780 (1977).