

Effects of Sequence Disorder on DNA Looping and Cyclization

Yuri O. Popov* and Alexei V. Tkachenko

Department of Physics, University of Michigan, 450 Church Street, Ann Arbor, Michigan 48109, USA

(Dated: May 24, 2019)

Effects of sequence disorder on looping and cyclization of the double-stranded DNA are studied theoretically. Both random intrinsic curvature and inhomogeneous bending rigidity of the DNA are found to result in substantial enhancement of the cyclization probability. This may explain the strong disagreement between the classical disorder-free theory and the existing experiments. The width of the distribution of cyclization probabilities is found to be comparable to the overall effect of the disorder and may span up to several orders of magnitude even for completely random sequences.

PACS numbers: 87.14.Gg, 87.15.La, 87.15.Aa

Bending of double-stranded (ds) DNA molecules into loops is important for such biological processes as regulation of gene expression and DNA packaging into nucleosomes [1, 2]. Understanding the underlying physics of DNA looping is necessary for any quantitative description of these biological processes. While the classical theory based on the elastic description of the DNA was proposed more than two decades ago [3], there are multiple indications that it poorly describes the experimental situation. In fact, the discrepancy between this theory and the experiment [4, 5, 6, 7] often reaches several orders of magnitude. Partially, this difference can be attributed to multiple complications arising from the *in vivo* conditions. However, recent experiments performed *in vitro* still show substantial inadequacy of the existing theoretical description.

In this letter, we demonstrate the importance of the sequence disorder for loop formation in the ds-DNA. The inhomogeneity of the DNA structure is inherent to its biological function. As we show below, sequence-dependent effects lead to substantial corrections in the context of DNA looping and can account for the discrepancy between experiments and the classical theory. There are other recent models attributing this discrepancy to the possibility of local disruptions of the ds-DNA structure such as “kinks” [8] and “bubbles” [9]. However, unlike those structural defects, the disorder is an intrinsic property of a typical DNA, and thus the sequence effects *must* be taken into account in any realistic description.

In nature, it is likely that sequences of the DNA segments involved in loop formation have evolved to optimize their bending properties. However, in this letter we study completely *random* DNA sequences similar to those in recent experiments [6, 7]. Remarkably, even for these sequences, which were not subjected to the natural selection, the cyclization probability is strongly enhanced compared to the idealized uniform case.

The conformational properties of the ds-DNA are com-

monly described by the worm-like chain (WLC) model, which proved to be particularly successful in accounting for the results of the single-molecule DNA stretching [10]. Within this model, the DNA is viewed as an inextensible elastic rod. Let L be the length of the chain, s be the coordinate along the chain ($0 \leq s \leq L$), $\mathbf{r}(s)$ be the conformation of the chain, and $\mathbf{t}(s) \equiv \partial \mathbf{r} / \partial s$ be the unit tangent vector at s . Then the effective Hamiltonian of the WLC model can be written as a sum of the bending and torsional energies:

$$\frac{H}{kT} = \frac{l_p}{2} \int_0^L \left(\frac{\partial \mathbf{t}}{\partial s} \right)^2 ds + \text{torsion}. \quad (1)$$

Here a major parameter is the persistence length l_p , which is proportional to the effective bending modulus and plays the role of the orientational correlation length of a free chain. A similar parameter for the torsional contribution is known as the torsional persistence length l_t . The experimental values of these parameters are $l_p \approx 50$ nm and $l_t \approx 70$ –110 nm in physiological conditions.

The classical theory of DNA looping based on the WLC model was developed by Shimada and Yamakawa [3]. Looping probability is proportional to the so-called J -factor, which is defined as the effective concentration of one of the chain ends in the vicinity of the other. Formally, the J -factor is given as the canonical ensemble probability of the cyclized state $\mathbf{r}(L) = \mathbf{r}(0)$:

$$J = \frac{\int D[\mathbf{r}(s)] \exp\left(-\frac{H}{kT}\right) \delta(\mathbf{r}(L) - \mathbf{r}(0))}{\int D[\mathbf{r}(s)] \exp\left(-\frac{H}{kT}\right)}, \quad (2)$$

where the path integrations are over the conformations of the chain. The actual set of the delta functions in the numerator is determined by the boundary constraints in a given physical situation. In particular, one can distinguish between protein-mediated looping (common for gene regulation) and cyclization (achieved by hybridization of the complementary single-stranded ends of a DNA segment). The general case of DNA looping may involve rather complicated set of boundary constraints. Moreover, DNA cyclization is more appropriate for conclusive measurements *in vitro* since they do not involve protein mediation. Therefore, in this letter we focus on the

*Email address: yopopov@umich.edu; Present address: Materials Research Laboratory, University of California, Santa Barbara, California 93106, USA

case of DNA cyclization only, which corresponds to the boundary constraints $\mathbf{r}(L) = \mathbf{r}(0)$ and $\mathbf{t}(L) = \mathbf{t}(0)$. In this case, the Shimada and Yamakawa (SY) result for $L < 4l_p$ is given by [3]

$$J_{SY}(L) = \frac{C_1}{l_p^3} \left(\frac{l_p}{L} \right)^6 \exp \left[-\frac{2\pi^2 l_p}{L} + C_2 \frac{L}{l_p} \right] J_t \left(\frac{L}{l_t}, \frac{L}{h} \right), \quad (3)$$

where C_1 and C_2 are known dimensionless coefficients. Factor J_t is the contribution of the torsional constraints giving rise to the rapid oscillations of $J_{SY}(L)$ with the period of the helix repeat $h = 10.5$ bp. For short DNA molecules, the overall result is dominated by the bending energy $E/kT = 2\pi^2 l_p/L$ of the ground state (a circle). The prefactor and the subdominant C_2 -term are of entropic origin. Modifications of the torsional contribution due to the sequence disorder are a smaller effect and will not be discussed in this letter. Thus, J_t will be assumed to have its classical form and omitted from all the expressions below for simplicity.

Cyclization properties of DNA molecules were studied experimentally by several groups [4, 5, 6, 7]. The J -factor is typically measured as the ratio of the equilibrium constants for chain cyclization and bimolecular association. Substantial quantitative disagreement with the SY theory was reported for short chain lengths, with experimental results showing significantly *higher* values of the J -factor than allowed by the theory (up to several orders of magnitude). In early works [4, 5] this disagreement was attributed to the difference between the *in vivo* and *in vitro* conditions. However, the latest experiments [6, 7] conducted *in vitro* still indicate considerable deficiency of the classical theory. Cloutier and Widom [6] reported cyclization probabilities four orders of magnitude higher than predicted theoretically. At the same time, the results of Du *et al.* [7] were different from those of Cloutier and Widom and closer to the classical prediction. Nevertheless, their data is inconsistent with the SY theory since it could only be fitted by tuning the value of the persistence length to $l_p = 47$ nm (which conflicts with independent DNA-stretching data). Thus, the cyclization probability appears substantially underestimated by the classical theory for short DNA chains, and different groups report seemingly different experimental results.

In this work, we study two effects of the sequence disorder. First, the local structure of the ds-DNA can be characterized by the sequence-dependent intrinsic curvature $\mathbf{k}(s)$. Second, structural inhomogeneity naturally results in variations of the bending modulus (or persistence length) along the chain, $l_p(s)$. The corresponding generalization of the WLC model is described by the following effective Hamiltonian:

$$\frac{H}{kT} = \frac{1}{2} \int_0^L l_p(s) \left(\frac{\partial \mathbf{t}}{\partial s} - \mathbf{k}(s) \right)^2 ds + \text{torsion}. \quad (4)$$

Looping and cyclization occur on the mesoscopic scales, with characteristic lengths larger than a single base pair

and comparable to the persistence length. The above Hamiltonian is particularly suitable in this regime, where the elastic description is still valid, while the inhomogeneity of the elastic parameters is significant.

We explore each of the two sequence effects independently and later combine them to obtain the final results. First, we consider the effect of the sequence-dependent intrinsic curvature and use the effective Hamiltonian of Eq. (4) with constant l_p . For a random sequence, the intrinsic curvature has Gaussian statistics with zero average and delta-correlations along the chain:

$$\langle k_i(s) k_j(s') \rangle = k_0 \delta_{ij} \delta(s - s'), \quad (5)$$

where i and j are the vector indices with two values corresponding to the two principal directions in the normal plane (the normal and the bi-normal). From the consensus-scale data of Gabrielian *et al.* for various base-pair combinations [11] we found the value of parameter $k_0 \approx 0.13/l_p$ for several long (≥ 10000 bp) random sequences by using their “Bend It” DNA tools server. Note that a recent numerical study by Rappaport and Rabin [12] also considered effects of the spontaneous sequence-dependent curvature. However, most of their results arose from the non-zero average intrinsic curvature assumed in that work. In our model *all* the effects are solely due to the random contribution and completely average out for a sufficiently long chain.

Remarkably, one can obtain a simple and general result for the J -factor averaged over the ensemble with the above statistics. By averaging the Boltzmann factor in expression (2) over the Gaussian-distributed intrinsic curvature, the original Boltzmann factor with a renormalized persistence length can be recovered. Thus, the following *exact* result for the cyclization probability can be proved:

$$\langle J(L, l_p) \rangle_{\mathbf{k}} = J_{SY}(L, l_p^*), \quad (6)$$

where l_p^* is the renormalized persistence length:

$$l_p^* = \frac{l_p}{1 + k_0 l_p}. \quad (7)$$

This is the original SY result, but with l_p^* instead of l_p . We emphasize that this result is valid for *any* boundary constraints not necessarily limited to looping or cyclization problems and thus very general. In particular, the renormalization result of Nelson for DNA stretching [13] can also be obtained from our theorem. The renormalized persistence length l_p^* is lower than the original one l_p , and thus the DNA molecule is softer and easier to bend. Since $k_0 l_p \approx 0.13$, it may seem that a change of the persistence length by only 13% or so may not lead to a substantial change in the result. However, being multiplied by $2\pi^2 \approx 20$ and exponentiated [see Eq. (3)], this modest increase leads to an order of magnitude increase in the cyclization probability (Fig. 1).

Quantity $\langle J \rangle_{\mathbf{k}}$ is not the only characteristics of the cyclization probability for random sequences, and the

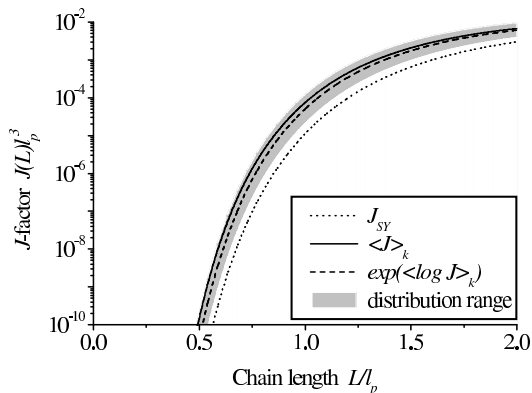


FIG. 1: Effect of the intrinsic curvature on the cyclization probability. The contribution of the torsional constraints to the J -factor is omitted.

width of the distribution of J is equally important. The latter can be deduced from the comparison of $\log(J)_{\mathbf{k}}$ with $\langle \log J \rangle_{\mathbf{k}}$. In addition, $\langle \log J \rangle_{\mathbf{k}}$ is the value that is most likely to be observed when plotting the experimental data on the logarithmic scale. Finally, $\langle \log J \rangle_{\mathbf{k}}$ has a clear physical meaning of (the negative of) the average free energy of the looped state. In particular, for short enough chains, $\langle \log J \rangle_{\mathbf{k}}$ is dominated by the bending energy of the ground state:

$$\langle \log J \rangle_{\mathbf{k}} = -\frac{2\pi^2 l_p}{L} + \pi l_p \sqrt{\frac{2\pi k_0}{L}} + O\left(\log \frac{L}{l_p}\right), \quad (8)$$

where we omitted terms of the order of $\log(L/l_p)$ and higher. The first term is the bending energy of the circle as in the SY result. The second term originates from the fact that a *finite-length* segment has a non-zero mean intrinsic curvature of the order of $\sqrt{k_0/L}$ despite the ensemble-average curvature being zero. This correction raises the expectation value of $\log J$ (the result is still lower than $\log \langle J \rangle_{\mathbf{k}}$ for short chains, as expected). For longer chains $\langle \log J \rangle_{\mathbf{k}} = \log \langle J \rangle_{\mathbf{k}}$ due to self-averaging. This result for long chains and result (8) for short chains can be combined into an approximate interpolation formula valid in the entire range of the chain lengths and asymptotically correct in both limits. The interpolation result is plotted in Fig. 1 together with the sequence-averaged $\langle J(L) \rangle_{\mathbf{k}}$ of Eq. (6) and the classical $J_{SY}(L)$ of Eq. (3).

For weak enough disorder the free energy and therefore $\langle \log J \rangle_{\mathbf{k}}$ of the cyclized state have a Gaussian distribution. In this case, its width δ can be inferred from the two averages: $\delta^2 = 2(\log \langle J \rangle_{\mathbf{k}} - \langle \log J \rangle_{\mathbf{k}})$. This width is also shown in Fig. 1. As is clear from Fig. 1, the effect is large, and the width of its distribution is comparable to its magnitude.

We now proceed with the discussion of the second effect of the sequence disorder dealing with the inhomogeneous bending rigidity. It can be described by the effective Hamiltonian of Eq. (4) with zero intrinsic curvature \mathbf{k}

but s -dependent persistence length l_p . The major effect is related to the correction to the energy of the ground state. First, let us consider a chain segment of length L bent by a small angle $\Delta\theta$. Since the torque $l_p(s)|\partial \mathbf{t}/\partial s|$ is constant, the bending energy can be written as

$$\frac{E}{kT} = \frac{(\Delta\theta)^2 l_p}{2xL}, \quad (9)$$

where the dimensionless parameter x is defined by

$$x = \frac{l_p}{L} \int_0^L \frac{ds}{l_p(s)}. \quad (10)$$

Here and below we distinguish between the ensemble average persistence length $l_p \equiv \langle l_p \rangle$ and the local s -dependent value $l_p(s)$. Equation (9) implies that the chain segment can be described by the *effective* bending modulus kTl_p/x instead of kTl_p .

It is essential that the effective modulus is the reciprocal of the average of the *reciprocal* modulus over the segment length rather than the average modulus itself. In contrast, it is the average persistence length that is measured in most experiments (including single-molecule DNA stretching) and assumed to be equal to 150 bp or 50 nm. Thus, the standard value of l_p is not directly applicable to the looping and cyclization experiments. Besides, due to its definition, the effective modulus has peculiar statistical properties. While quantity x has a Gaussian probability distribution due to the Central Limit Theorem, the effective bending modulus kTl_p/x is significantly non-Gaussian.

We can now apply the concept of the effective bending modulus to the cyclization problem by imposing the constraint $\mathbf{t}(L) = \mathbf{t}(0)$, i.e. assuming $\Delta\theta = 2\pi$ in Eq. (9). Strictly speaking, the other constraint $\mathbf{r}(L) = \mathbf{r}(0)$ is not automatically satisfied as in the uniform case. However, the corresponding correction to the overall bending energy is weaker than the effect of the renormalization of the bending modulus and hence neglected. We also ignore any corrections to the subdominant (for $L < l_p$) entropic terms in the SY result. Thus, the only modification of the expression for J is in the ground state bending energy:

$$J(L) = J_{SY}(L) \exp \left[-\frac{2\pi^2 l_p}{L} \left(\frac{1}{x} - 1 \right) \right]. \quad (11)$$

Now, all statistical properties of the J -factor can be completely determined by those of quantity x . The distribution of x is Gaussian with the average $\langle x \rangle$ and the width σ , which can be calculated from a set of the consensus-scale data of Munteanu *et al.* [14]. Their data lists sequence-dependent Young's modulus for all 64 possible trinucleotids. Based on this data, we find that the average value of the reciprocal bending modulus over all possible trinucleotids is $\langle l_p^{-1}(s) \rangle \approx 1.1l_p^{-1}$ and the square of the width of the distribution is $\langle (l_p^{-1}(s) - \langle l_p^{-1}(s) \rangle)^2 \rangle \approx 0.16l_p^{-2}$. From these parameters, the average x can be found to be $\langle x \rangle = \alpha \approx 1.1$ and

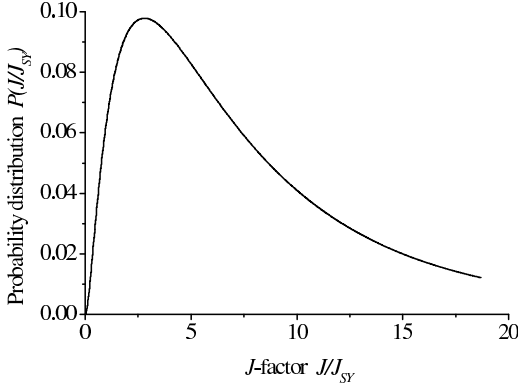


FIG. 2: Probability distribution of the J -factor of Eq. (11) for chain length $L = l_p$.

the square of the standard deviation to be $\sigma^2 = \beta l_p / L$ with $\beta \approx 0.16/50 \approx 0.003$ (since there are about 50 trinucleotids per persistence length).

Based on this Gaussian distribution for x , one can determine the probability distribution for J of Eq. (11), which we plot in Fig. 2 for $L = l_p$. We immediately observe several features of this distribution. First, the probability distribution for J is significantly non-Gaussian, with a very long tail for large J . Second, the distribution has a peak at some value of J several times the SY value ($J/J_{SY} = 1$); further, due to the long tail at large J , the average J is even higher. Finally, and most importantly, the distribution is very wide, with a good chance of observing values of J more than an order of magnitude higher than predicted by the classical theory. For shorter chains, the tail is even stronger, with distribution being virtually horizontal to the right of the peak. Thus, large values dominate the average of J due to the slow fall-off at large J , and this average is several orders of magnitude above the classical result for $L \ll l_p$.

From the distribution for J , one can obtain an analytical expression for the average, which we denote by $\langle J(L) \rangle_{l_p}$. We do not provide this expression here due to its size [15]; however, we note that the short-length behavior of its leading factor $\langle \exp(-E/kT) \rangle_{l_p}$ is dramatically different in its functional form from $\exp(-2\pi^2 l_p / L)$ of the SY result:

$$\langle \exp\left(-\frac{E}{kT}\right) \rangle_{l_p} \propto \frac{2}{\sqrt{3}} \exp\left[-\left(\frac{27\pi^4 l_p}{2\beta L}\right)^{1/3}\right]. \quad (12)$$

The full expression for $\langle J(L) \rangle_{l_p}$ is plotted in Fig. 3 together with $J_{SY}(L)$. We also plot the characteristic range of the distribution of J by shading the area between the graphs corresponding to $x = \langle x \rangle + \sigma$ and $x = \langle x \rangle - \sigma$ in expression (11). As can be observed in Fig. 3, the effect of the inhomogeneous bending rigidity is even stronger than that of the intrinsic curvature, and the distribution is considerably wider.

Finally, we combine the effect of the random intrinsic curvature and the effect of the inhomogeneous bend-

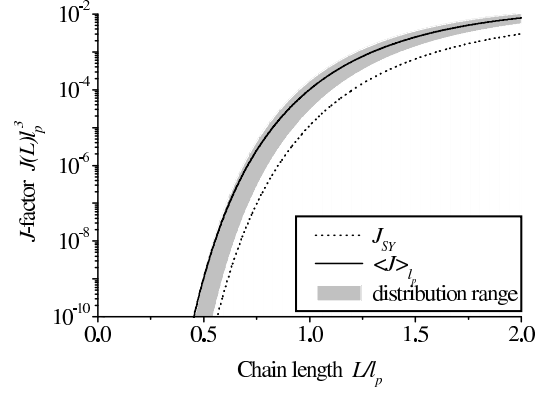


FIG. 3: Effect of the sequence-dependent bending rigidity on the cyclization probability. The contribution of the torsional constraints to the J -factor is omitted.

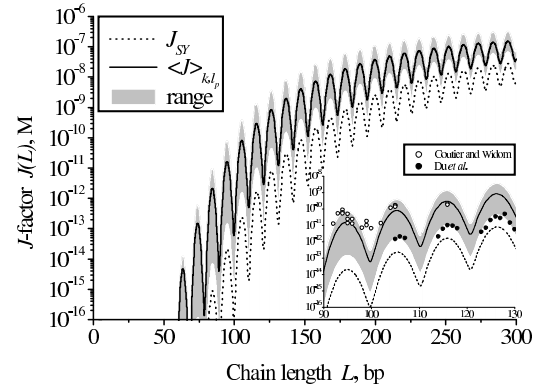


FIG. 4: Overall effect of the sequence disorder on the cyclization probability. The torsional contribution to the J -factor is taken into account. Comparison to the experimental data of two groups [6] and [7] is presented in the inset.

ing rigidity. In Fig. 4, we present the overall result and restore the SY torsional effects giving rise to the oscillatory behavior of $J(L)$. The theoretical curves are plotted in real physical units and compared to the experimental data by Cloutier and Widom [6] and by Du *et al.* [7]. The value of J averaged over both types of disorder $\langle J(L) \rangle_{k,l_p}$ and the typical range of its distribution are shown in Fig. 4 as functions of the chain length. Interestingly, the resulting distribution is so wide that it is consistent with *both* experimental sets despite large numerical discrepancy between them. Nevertheless, future systematic experimental studies are needed to make a conclusive test of our theory. This may involve high-throughput techniques enabling one to analyze statistical properties of large ensembles.

In conclusion, we studied effects of the random intrinsic curvature and the inhomogeneous bending modulus associated with sequence disorder in the ds-DNA. It was found that both effects are extremely important for cyclization and looping and cannot be ignored in a typical situation. In addition to the substantial enhancement

of the cyclization probability, the expected width of the distribution is comparable to the strength of the overall effect and may span several orders of magnitude even for completely random sequences. This implies that by the evolutionary selection of an appropriate sequence, DNA looping can be further optimized in nature. By comparing the experiments on DNA looping and cyclization per-

formed over natural sequences to our results for generic random sequences, one can estimate the significance of this evolutionary optimization.

The authors are grateful to J.-C. Meiners and Y. Rabin for valuable discussions and to J. Widom and A. Vologodskii for providing experimental data.

-
- [1] B. Alberts *et al.*, *Molecular Biology of the Cell* (Garland, New York, 1989).
 - [2] M. Ptashne, *A Genetic Switch* (Cell Press & Blackwell Science, Cambridge, MA, 1992).
 - [3] J. Shimada and H. Yamakawa, *Macromolecules* **17**, 689 (1984).
 - [4] G. R. Bellomy, M. C. Mossing, and M. T. Record, Jr., *Biochemistry* **27**, 3900 (1988).
 - [5] J. Muller, S. Oehler, and B. Muller-Hill, *J. Mol. Biol.* **257**, 21 (1996).
 - [6] T. E. Cloutier and J. Widom, *Mol. Cell* **14**, 355 (2004).
 - [7] Q. Du, C. Smith, N. Shiffeldrim, M. Vologodskaya, and A. Vologodskii, *Proc. Natl. Acad. Sci. U.S.A.* **102**, 5397 (2005).
 - [8] P. A. Wiggins, R. Phillips, and P. C. Nelson, *Phys. Rev. E* **71**, 021909 (2005).
 - [9] J. Yan and J. F. Marko, *Phys. Rev. Lett.* **93**, 108108 (2004).
 - [10] J. F. Marko and E. G. Siggia, *Macromolecules* **28**, 8759 (1995).
 - [11] A. Gabrielian, K. Vlahovick, and S. Pongor, DNA tools, <http://hydra.icgeb.trieste.it/~kristian/dna/>
 - [12] S. Rappaport and Y. Rabin, *Macromolecules* **37**, 7847 (2004).
 - [13] P. C. Nelson, *Phys. Rev. Lett.* **80**, 5810 (1998).
 - [14] M. G. Munteanu, K. Vlahovick, S. Parthasarathy, I. Simon, and S. Pongor, *TIBS* **23**, 341 (1998).
 - [15] Y. O. Popov and A. V. Tkachenko, to be published.