

# New light on magnetic excitations: indirect resonant inelastic X-ray scattering on magnons

Jeroen van den Brink

*Institute-Lorentz for Theoretical Physics, Universiteit Leiden,  
P.O. Box 9506, 2300 RA Leiden, The Netherlands and  
Institute for Molecules and Materials, Radboud Universiteit Nijmegen,  
P.O. Box 9010, 6500 GL Nijmegen, The Netherlands*

(Dated: February 20, 2019)

Recent experiments show that indirect resonant inelastic X-ray scattering (RIXS) is a new probe of spin dynamics. Here I derive the cross-section for magnetic RIXS and determine the momentum dependent four-spin correlation function that it measures. These results show that this technique offers information on spin dynamics that is complementary to e.g. neutron scattering. The RIXS spectrum of Heisenberg antiferromagnets is calculated. It turns out that only scattering processes that involve at least two magnons are allowed. Other selection rules imply that the scattering intensity vanishes for specific transferred momenta  $\mathbf{q}$ , in particular for  $\mathbf{q} = 0$ . This fully agrees with the experimental data.

**Introduction.** Resonant inelastic X-ray scattering (RIXS) is a technique that is rapidly developing due to the recent increase in brilliance of the new generation synchrotron X-ray sources [1]. High flux photon beams with energies that are tunable to various resonant edges are now becoming available. RIXS has two important advantages. First, it is sensitive to excitations that are difficult to observe by other techniques. An example are direct  $d$ - $d$  excitations in cuprates or manganites [2, 3, 4, 5, 6, 7]. Second, unlike optical methods it can probe directly the momentum dependence of such excitations.

Experiments are performed at the K-edges of transition metal ions, where the frequency of the incident hard X-rays is tuned to match the energy of an atomic  $1s$ - $4p$  transition (5-10 keV). From the theoretical side it is clear that in this case the scattering intensity is related to the *charge dynamics* of the system under study [8, 9, 10, 11]. Actually it was recently established that the RIXS intensity is proportional to the dielectric loss function of the  $d$ -electrons [12].

A recent breakthrough was achieved by J.P. Hill *et al.* [13], who observed that RIXS on the high temperature superconductors  $\text{La}_{2-x}\text{Cu}_x\text{O}_4$  picks up *spin dynamics*. This triggers the question what kind of spin correlation function actually is measured in magnetic RIXS and how this is different from other probes of spin dynamics –in particular inelastic neutron scattering. The aim of this Letter is to answer that question.

To this end the scattering amplitude for magnetic RIXS is expressed in terms of an intrinsic dynamic *four-spin correlation function* of the system that is probed. Moreover I derive selection rules which are related to the symmetry of the underlying spin Hamiltonian. It turns out that the first allowed magnetic scattering process is a two magnon scattering one. As an example the formalism is used to calculate the indirect RIXS spectrum of Heisenberg antiferromagnets as function of transferred momen-

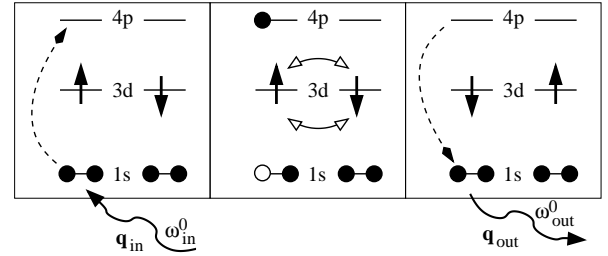


FIG. 1: Schematic representation of the magnetic RIXS scattering process at a transition metal K-edge. Left: the incoming photon (energy  $\omega_{\text{in}}^0$ , momentum  $\mathbf{q}_{\text{in}}$ ) induces an electronic transition from a  $1s$  to a  $4p$  level. Middle: exchange interaction between  $3d$  electrons in the presence of the core-hole. Right: de-excitation and outgoing photon ( $\omega_{\text{out}}^0$ ,  $\mathbf{q}_{\text{out}}$ ).

tum  $\mathbf{q}$ . The scattering intensity vanishes at  $(0,0)$  and –for the nearest neighbor Heisenberg antiferromagnet– also at the antiferromagnetic lattice vector  $\mathbf{q} = (\pi, \pi)$ . The scattering intensity at this particular point in the Brillouin zone is actually very sensitive to longer range magnetic couplings. These results are all in agreement with the experimental observations. This illustrates the point that the correlation functions and selection rules of magnetic RIXS are very different from neutron scattering –a technique that in essence measures a *two-spin* correlation function.

**Series expansion of the scattering cross section.** The probability for X-rays to be scattered from a solid state system can be enhanced by orders of magnitude when the energy of the incoming photons is in the vicinity of an electronic eigenmode of the system –i.e. in the vicinity of a resonance. At a transition metal K-edge a  $1s$  electron from the inner atomic core is excited into an empty  $4p$  state, see Fig. 1. In transition metal systems the empty  $4p$  states are far (10-20 eV) above the Fermi-level, so that the X-rays do not cause direct transitions of the  $1s$  electron into the lowest  $3d$ -like conduction bands

of the system. Still this technique is sensitive to low energy excitations of the  $d$ -electrons because the Coulomb potential of  $1s$  core-hole can couple to e.g. very low energy electron-hole excitations when the system is metallic. Since the charge excitations are caused by the core-hole, this scattering mechanism is sometimes referred to as *indirect RIXS*.

In this Letter, however, we will consider insulating systems –in particular Mott insulators, where the only remaining low-energy degrees of freedom are the spin ones. So in order to determine the RIXS scattering amplitude we need to establish how in this case the core-hole couples to *magnetic* excitations. Our starting point is the Kramers-Heisenberg formula for the resonant scattering cross section [14, 15]

$$\left. \frac{d^2\sigma}{d\Omega d\omega} \right|_{res} \propto \sum_f |A_{fi}|^2 \delta(\omega - \omega_{fi}), \quad \text{with} \quad A_{fi} = \omega_{res} \sum_n \frac{\langle f | \hat{D} | n \rangle \langle n | \hat{D} | i \rangle}{\omega_{in} - E_n - i\Gamma}. \quad (1)$$

and  $f$  and  $i$  denote the final and initial state of the system, respectively. The sum is over  $f$  is over all final states. The momentum and energy of the incoming/outgoing photons is  $\mathbf{q}_{in/out}$  and  $\omega_{in/out}^0$  and the loss energy  $\omega = \omega_{out}^0 - \omega_{in}^0$  is equal to the energy difference between the final and initial state  $\omega_{fi} = E_f - E_i$ . In the following we will take the groundstate energy of our system as reference energy:  $E_i = 0$ . In the scattering amplitude  $A_{fi}$  the resonant energy is  $\omega_{res}$ ,  $n$  denotes the intermediate states and  $\hat{D}$  is the dipole operator that describes the excitation from initial to intermediate state and the de-excitation from intermediate to final state. The dipole operator is given in more detail in for instance Ref. [12]. The energy of the incoming X-rays with respect to the resonant energy is  $\omega_{in}$  (this energy can thus either be negative or positive:  $\omega_{in} = \omega_{in}^0 - \omega_{res}$ ) and  $E_n$  is the energy of intermediate state  $|n\rangle$  with respect to the resonance energy. The last important detail is that the intermediate state is not a steady state. The highly energetic  $1s$  core-hole quickly decays e.g. via Auger processes and the core-hole life-time is very short. This leads to a core-hole energy broadening  $\Gamma$  which is proportional to the inverse core-hole life-time.

To calculate RIXS amplitudes, we proceed by formally expanding the scattering amplitude in a power series [12]

$$A_{fi} = \frac{\omega_{res}}{\Delta} \sum_{l=1}^{\infty} \frac{1}{\Delta^l} \langle f | \hat{D} (H_{int})^l \hat{D} | i \rangle \quad (2)$$

where we introduced  $\Delta = \omega_{in} - i\Gamma$  and the Hamiltonian in the intermediate state  $H_{int}$ . For a further expansion of this scattering amplitude it is essential that we split up the intermediate state Hamiltonian into two parts:  $H_{int} = H_0 + H_1$ , where  $H_0$  is the Hamiltonian of the

system without core-hole and  $H_1$  the part of the Hamiltonian that is active in the presence of a core-hole.

*Spin Hamiltonian with core-hole.* We will calculate the resonant X-ray cross section in a Mott-Hubbard insulator at zero temperature. We assume that this system is described a single band Hubbard model at strong coupling and at half filling. In this case the electrons are localized and the only low energy degree of freedom is their spin. It is well known that in a Mott-Hubbard insulator the magnetic exchange integrals are determined by a virtual hopping process of electrons. We denote the hopping amplitudes of the valence electrons by  $t_{ij}$  where  $i$  and  $j$  denote lattice sites with lattice vectors  $\mathbf{R}_i$  and  $\mathbf{R}_j$ . The Coulomb interaction between electrons at the same site is  $U$ , so that in second order perturbation theory we have the exchange interaction  $J_{ij} = 2t_{ij}^2/U$  and the spin dynamics is governed by a Heisenberg spin Hamiltonian of the form

$$H_0 = \sum_{i,j} J_{ij} \mathbf{S}_i \mathbf{S}_j = \sum_{\mathbf{k}} J_{\mathbf{k}} \mathbf{S}_{\mathbf{k}} \cdot \mathbf{S}_{-\mathbf{k}}, \quad (3)$$

where  $J_{\mathbf{k}}$  is the Fourier transform of  $J_{ij}$ . It is well known that for neutron scattering on such a spin system the *two-spin* correlation function  $\sum_{\alpha} \int e^{-i\omega t} \langle S_{\mathbf{q}}^{\alpha}(0) S_{-\mathbf{q}}^{\alpha}(t) \rangle dt$  is measured, where the sum  $\alpha$  is over the three spin components. We will see shortly that magnetic RIXS measures a very different *four-spin* correlation function.

In the intermediate state a core-hole is present. We assume the core-hole potential  $U_c$  to be local, i.e. as acting exclusively on those (valence) electrons that belong to the atom with the core-hole. When on site  $m$  a core-hole is present, the exchange interactions that involve the spin on site  $m$  becomes stronger, as the virtual intermediate state with two electrons on the site with the core-hole are lowered in energy by  $U_c$ . On the other hand the virtual state with two holes present on site  $m$  is at  $U + U_c$ . Adding these two effects leads to the following exchange interaction between the spins on site  $m$  and  $j$  of

$$J_{mj}^c = 2t_{mj}^2 \frac{U}{U^2 - U_c^2} = (1 + \eta) J_{mj} \quad (4)$$

and  $\eta = \frac{U_c^2}{U^2 - U_c^2}$ . From this we obtain  $H_1$ , part of the intermediate state Hamiltonian that is active in the presence of a core-hole

$$H_1 = \eta \sum_{m,j} s_m s_m^{\dagger} J_{mj} \mathbf{S}_m \cdot \mathbf{S}_j, \quad (5)$$

where the operator  $s_m$  creates a core-hole on site  $m$ .

*Spin-spin correlation function as measured in RIXS.* In order to finally obtain the magnetic cross section, we need to evaluate the operator  $(H_{int})^l$  in equation (2). This is a non-trivial task. We first expand  $(H_{int})^l$  in a series that contains the leading terms to the scattering cross section in lowest order in  $\eta J/\Delta$ . A conservative estimate gives, using for the copper K-edge

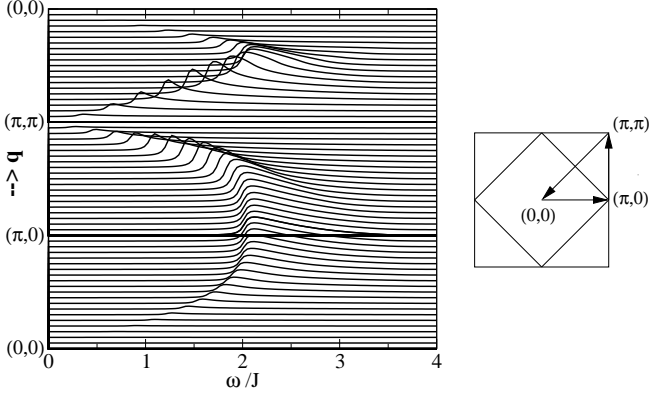


FIG. 2: Left: RIXS spectrum for a nearest neighbor Heisenberg antiferromagnet with exchange interaction  $J$  as a function of transferred momentum  $\mathbf{q}$  for a cut through the Brillouin zone that is shown on the right.

$\Gamma \approx 1.5$  eV and for the high temperature superconductors  $J \approx 125$  meV and  $U_c/U \approx 0.85$  [6, 16], that at resonance  $\eta J/\Delta \approx 0.22$ . This makes it a suitable expansion parameter. Re-summing the leading order terms in the series gives in the end the magnetic scattering amplitude

$$A_{fi} = \frac{\omega_{\text{res}}}{\Delta} \frac{\eta}{\Delta - \omega} \langle f | \hat{O}_{\mathbf{q}} | i \rangle \quad (6)$$

where we find that the scattering operator  $\hat{O}_{\mathbf{q}}$  to be

$$\hat{O}_{\mathbf{q}} = \sum_{\mathbf{k}} J_{\mathbf{k}} \mathbf{S}_{\mathbf{k}-\mathbf{q}} \cdot \mathbf{S}_{-\mathbf{k}}. \quad (7)$$

so that the magnetic correlation function that is measured in RIXS is proportional to the spin correlator  $\int e^{-i\omega t} \langle \hat{O}_{\mathbf{q}}(0) \hat{O}_{-\mathbf{q}}(t) \rangle dt$ .

This expression is surprisingly simple and elegant. It shows that indeed momentum resolved indirect RIXS probes a momentum dependent four-spin correlation function. From expression (7) it is immediately clear why experimentally the magnetic RIXS intensity vanishes at zero transferred momentum, i.e. at  $\mathbf{q} = 0$ . In that case the correlation function is nothing but the steady state Hamiltonian of the system ( $\hat{O}_{\mathbf{q}=0} \propto H_0$ ). Thus  $|i\rangle$  and  $|f\rangle$  are eigenstates of this magnetic scattering operator, which makes inelastic scattering impossible [17]. This is in stark contrast with conventional two-magnon Raman scattering in the optical or UV range. That technique is also sensitive to a four-spin correlation function [18], but a quite different one. This is obvious considering the fact conventional Raman scattering is restricted to  $\mathbf{q} = 0$ —precisely the momentum transfer where RIXS vanishes. Therefore also these two techniques offer complementary information on spin dynamics.

*Two-magnon scattering in antiferromagnets.* From equation (7) immediately another selection rule follows. The projection of the total spin on the  $z$ -axis,  $S_{\text{tot}}^z = \sum_i S_i^z$  commutes with both  $H_0$  and  $\hat{O}_{\mathbf{q}}$ . Therefore  $S_{\text{tot}}^z$

is conserved during the scattering process, which implies that creation of a *single* magnon by the core-hole is not possible. But the creation of two magnons (with opposite  $z$ -projections) is allowed and this is therefore the lowest order transversal spin scattering process that contributes to indirect RIXS. Also four-magnon scattering is in principle allowed, but of higher order and therefore smaller and not taken into account in the linear spinwave analysis that follows. Note that on the grounds of symmetry it is possible, in principle, to have magnetic scattering *without* creating any additional magnons in the scattering process. Physically this situation can only arise at finite temperature, when a magnon with momentum  $\mathbf{k}$  that is present in the groundstate is scattered to  $\mathbf{k} + \mathbf{q}$  by the core-hole. This implies that magnetic RIXS has an interesting temperature dependence—which is, however, beyond our present scope.

We now apply the theory above to two-dimensional bipartite  $S = 1/2$  antiferromagnets and determine the two-magnon RIXS spectrum as a function of transferred momentum, at zero temperature. To this end the Hamiltonian  $H_0$  and correlation function  $\hat{O}_{\mathbf{q}}$  are bosonized within linear spinwave theory, where  $S_i^+ \rightarrow a_i^+$ ,  $S_i^- \rightarrow a_i$  and  $S_i^z \rightarrow \frac{1}{2} - n_i$ , with boson creation/annihilation operators  $a_i/a_i^+$  and number operator  $n_i = a_i^+ a_i$ . After a Bogoliubov transformation into the boson operators  $\alpha_i/\alpha_i^+$  we have  $\alpha_{\mathbf{k}}^+ = u_{\mathbf{k}} a_{\mathbf{k}}^+ + v_{\mathbf{k}} a_{-\mathbf{k}}$  with

$$u_{\mathbf{k}} = \sqrt{\frac{J_{\mathbf{k}=0}}{\epsilon_{\mathbf{k}}} + \frac{1}{2}}, \quad v_{\mathbf{k}} = \text{sign}[J_{\mathbf{k}}] \sqrt{\frac{J_{\mathbf{k}=0}}{\epsilon_{\mathbf{k}}} - \frac{1}{2}} \quad (8)$$

and  $\epsilon_{\mathbf{k}} = 2\sqrt{J_{\mathbf{k}=0}^2 - J_{\mathbf{k}}^2}$ , then the Hamiltonian reduces to  $H_0^{LSW} = \sum_{\mathbf{k}} \epsilon_{\mathbf{k}} \alpha_{\mathbf{k}}^+ \alpha_{\mathbf{k}}$ . It is straightforward to show now that within linear spinwave theory the two magnon part of the magnetic scattering operator is

$$\begin{aligned} \hat{O}_{\mathbf{q}}^{LSW} = & \sum_{\mathbf{k} > 0} (J_{\mathbf{k}-\mathbf{q}/2} + J_{\mathbf{k}+\mathbf{q}/2}) (u_{\mathbf{k}-\mathbf{q}/2} u_{\mathbf{k}+\mathbf{q}/2} \\ & + v_{\mathbf{k}-\mathbf{q}/2} v_{\mathbf{k}+\mathbf{q}/2}) \alpha_{\mathbf{k}-\mathbf{q}/2}^+ \alpha_{\mathbf{k}+\mathbf{q}/2}^+ + h.c. \end{aligned} \quad (9)$$

where  $\mathbf{q}$  is the total momentum of the two magnon excitation. The resulting RIXS spectrum is shown in Fig. 2, for a cut through the Brillouin zone indicated by the right-hand side of the figure. There are several remarkable features in the spectrum.

First of all the spectral weight vanishes not only at  $\mathbf{q} = (0,0)$ , but also at  $\mathbf{q} = (\pi,\pi)$ . This is in agreement with the experimental observations [13]. It is straightforward to see that this selection rule is due to the symmetry of the nearest neighbor Heisenberg Hamiltonian. In the scattering operator (9), the term  $J_{\mathbf{k}-\mathbf{q}/2} + J_{\mathbf{k}+\mathbf{q}/2}$  is strictly zero at  $\mathbf{q} = (\pi,\pi)$  when the exchange coupling is just between nearest neighbors. It is actually easy to show that in any bipartite magnetic system the RIXS intensity always vanishes at  $(\pi,\pi)$  *when the exchange coupling is exclusively between spins that belong to different*

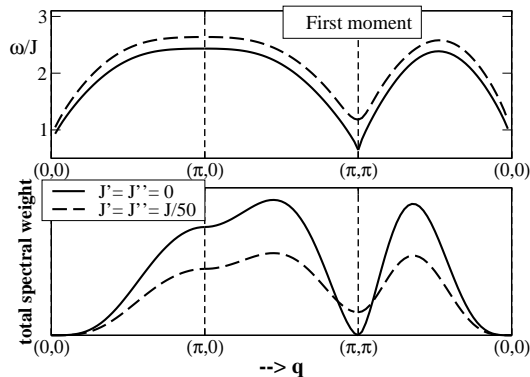


FIG. 3: Top: first moment of the RIXS spectrum and bottom: total spectral weight for a nearest neighbor Heisenberg antiferromagnet (full line) and a Heisenberg model with in addition a second and third neighbor exchange ( $J'$  and  $J''$ , respectively) (dashed line).

*magnetic sublattices.* This is illustrated by the calculation of the RIXS spectrum for a Heisenberg antiferromagnet with second and third neighbor exchange ( $J'$  and  $J''$ , respectively). These magnetic interactions are between spins that are on the *same* sublattice, so that scattering with a momentum transfer  $\mathbf{q} = (\pi, \pi)$  is no longer forbidden. Indeed the calculation shows that for  $J' = J'' = J/50$  some spectral weight appears at  $(\pi, \pi)$ , see Fig. 3.

The other remarkable feature of the magnetic RIXS spectrum is its strong dispersion. This is apparent from Fig. 2 and the upper panel of Fig. 3, which shows the first moment (average peak position) of the spectrum. The maximum possible energy of a two-magnon excitation is  $4J$ , but due to the matrix elements of magnetic RIXS there is no scattering intensity at such high energies. The calculations for the nearest neighbor Heisenberg antiferromagnet (Fig. 3) show that the magnetic scattering disperses from about  $\omega \approx 0$  around  $(0,0)$  and  $(\pi, \pi)$  to  $\omega \approx 2.2J$  at  $(\pi, 0)$  and  $(\pi/2, \pi/2)$ . In spite of being a two-magnon scattering process, the RIXS dispersion seems to have more resemblance to a single magnon dispersion than to a two-magnon density of states. This is attributed to the form of the scattering operator  $\hat{O}_{\mathbf{q}}$ —in particular that it contains on the magnetic couplings  $J_{\mathbf{k}}$ , which in this situation play the role of scattering matrix elements.

The very good overall agreement between the theoretical results and experimental data was already noted, where in particular the vanishing of spectral weight at particular momenta  $\mathbf{q}$  and the general shape of the dispersion stand out. The data on  $\text{La}_2\text{CuO}_4$  shows a maximum of the dispersion precisely where theory predicts it to be in momentum space. However, the energy of the maximum is around  $500 \text{ meV}$ , where the theoretical estimate on the basis of a Heisenberg model within linear spinwave theory gives about  $350 \text{ meV}$ . This discrepancy

due to four-spin cyclic exchange terms. These are higher order exchange terms that we did not account for here, but which are known to be quite appreciable (of the order of  $55 \text{ meV}$  [19]) for this particular compound.

*Conclusions.* We determined the momentum dependent four-spin correlation that is measured in magnetic RIXS. On the basis of this the magnetic RIXS spectrum was calculated for Heisenberg antiferromagnets with short and longer range couplings. The selection rules show that only scattering processes that involve at least two magnons are possible and that the scattering intensity vanishes at zero momentum transfer, whereas the spectral weight at the antiferromagnetic lattice vector is very sensitive to longer range exchange magnetic couplings. These results show that RIXS is in principle a powerful tool to obtain new information on spin dynamics—information that is complementary to what can be obtained by other techniques such as neutron, non-resonant X-ray or conventional two-magnon Raman scattering.

*Acknowledgments.* I thank John P. Hill and Michel van Veenendaal for stimulating discussions and sharing unpublished data. This work is supported by FOM and the Dutch Science Foundation.

- 
- [1] For a review see: A. Kotani and S. Shin, Rev. Mod. Phys. **73**, 203 (2001).
  - [2] M.Z. Hasan *et al.*, Science **288**, 1811 (2000).
  - [3] M.Z. Hasan *et al.*, Phys. Rev. Lett. **88** 177403 (2002).
  - [4] Y.J. Kim *et al.*, Phys. Rev. Lett. **89**, 177003 (2002).
  - [5] J.P. Hill *et al.*, Phys. Rev. Lett. **80**, 4967 (1998).
  - [6] K. Hämäläinen *et al.*, Phys. Rev. B **61**, 1836 (2000).
  - [7] T. Inami *et al.*, Phys. Rev. B **67**, 45108 (2003).
  - [8] E.D. Isaacs *et al.*, Phys. Rev. Lett. **76**, 4211 (1996).
  - [9] P. Abbamonte *et al.*, Phys. Rev. Lett. **83**, 860 (1999).
  - [10] K. Tsutsui, T. Tohyama and S. Maekawa, Phys. Rev. Lett. **91**, 117001 (2003).
  - [11] G. Döring *et al.*, Phys. Rev. B **70**, 085115 (2004).
  - [12] J. van den Brink and M. Veenendaal, cond-mat/0311446.
  - [13] J.P. Hill, G. Blumberg, Y.-J. Kim, D. Ellis, S. Wakimoto, R.J. Birgeneau, S. Komiya, Y. Ando, D. Casa, T. Gog, unpublished.
  - [14] H.A. Kramers and W. Heisenberg, Z. Phys. **31**, 681 (1925).
  - [15] Note that where possible indices and constants are suppressed to avoid cluttering in the equations.
  - [16] P. Benedetti, J. van den Brink, E. Pavarini, A. Vigliante, and P. Wochner, Phys. Rev. B. **63**, 60408(R) (2001), R. Caciuffo, L. Paololini, A. Solier, P. Ghigna, E. Pavarini, J. van den Brink and M. Altarelli, Phys. Rev. B **65**, 174425 (2002).
  - [17] This holds for the expansion in lowest order of  $\eta J/\Delta$ ; higher order terms might in principle give rise to some residual spin related scattering intensity at  $\mathbf{q} = 0$ .
  - [18] See, for example: M.G. Cottam, J. Phys. C **5**, 1461 (1972) and references therein.
  - [19] A.M. Toader *et al.*, Phys. Rev. Lett. **94**, 197202 (2005).