

Fluctuations in Chemical Gelation

Kenji Ohira, Masatoshi Sato and Mahito Kohmoto
The Institute for Solid State Physics, the University of Tokyo
 5-1-5 Kashiwanoha, Kashiwa, Chiba 277-8581, Japan
 (Dated: May 24, 2019)

We study a chemical gelation model in two dimensions which includes both monomer aggregations and bond fluctuations. Our numerical simulation shows that a sol-gel transition occurs when an initial monomer concentration is above a critical concentration. A fractal aggregate grows until the gelation occurs. After the gelation, however, bond fluctuations break the fractal structure. A novel inhomogeneous gel fibre network appears instead. Near the critical concentration, slow dynamics appear. Our results qualitatively agree with the main properties of the cross-linked gels.

PACS numbers: 05.40.-a, 61.43.Bn, 61.43.Hv, 82.70.Gg

Formation of heterogeneous structures is one of the most important characteristics of chemical gels. The structural inhomogeneities affect their physical properties such as permeability, elasticity, and optical properties [1]. Although many studies have been made, the theoretical understanding is not complete. The difficulty is that they are determined by non-equilibrium dynamics. The structures are frozen in non-equilibrium gelation processes, since chemical gels are formed by irreversible aggregations between constituent monomers.

In this letter, we numerically study a chemical gelation model which includes both monomer aggregations and bond fluctuations. A dynamical origin of the inhomogeneities is reported. We shall show that bond fluctuations drastically change the structures of gels. Although the fractal nature is important in growth kinetics, bond fluctuations break it and lead to a novel inhomogeneous structure.

Let us consider the $L \times L$ square lattice with the periodic boundary condition. A monomer is represented by a plaquette. See Fig.1. A monomer concentration is given by

$$\phi = \frac{4N}{L^2}, \quad (1)$$

where N is the number of monomers. A monomer moves one lattice unit, if the new position is not preoccupied. The functionality of monomers is f . A bond is created when distance l_a between two monomers is

$$l_a = 2, \sqrt{5}, \text{ or } 3, \quad (2)$$

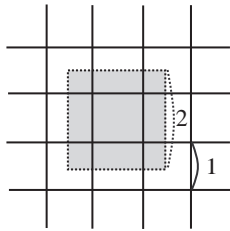


FIG. 1: A monomer in our model on the square lattice.

and they both have less than f bonds. The above values of l_a are chosen to avoid bond crossings. We also forbid formation of a triangle bond where three monomers bond with each other. They lead to artificial triangle-based ladder structures which prohibit isotropic growth. Moreover, in real systems triangle bonds are energetically unfavoured since they need large distortion. A formation of a bond is the elementary process of aggregation. A bond is permanent once it is created, but we allow for a variable bond length l_b to include bond fluctuations. It satisfies the restriction

$$2 \leq l_b \leq \sqrt{10}, \quad (3)$$

to avoid bond crossings.

Our simulation goes by the following iterative procedure: At $t = 0$, we randomly put N monomers on the lattice avoiding overlaps. Then we create bonds if the distances between them are l_a . As an iteration, we randomly choose a monomer and move it to a randomly chosen direction by one unit if the monomer does not overlap with others and the movement is compatible with the bond length restriction. After the movement, we create new bonds if possible and proceed with the next iteration. If the monomer overlaps with others or the movement contradicts the bond length restriction, we proceed with the next iteration without the movement. The N iterations correspond to a unit physical time $\Delta t = 1$. As iterations go, monomers form clusters, and when one of the clusters is binded to itself via the periodic boundary condition, we regard that a gel forms and a sol-gel transition occurs.

Simulations are performed for concentrations $\phi = 0.1 - 0.3$. The system size is $L = 200$. The monomers are tetrafunctional ($f = 4$). The simulations show a critical concentration ϕ_g below which no sol-gel transition occurs. Typical snapshots are shown in Fig.2. The monomer concentrations are $\phi = 0.1 (< \phi_g)$ for Fig.2(a) and $\phi = 0.3 (> \phi_g)$ for Fig.2(b), respectively. For $\phi < \phi_g$, the system does not show a sol-gel transition even after very long iterations ($t \leq 10000$). After all, we obtain a large number of small globular clusters. On the other hand, the system shows a sol-gel transition for $\phi > \phi_g$

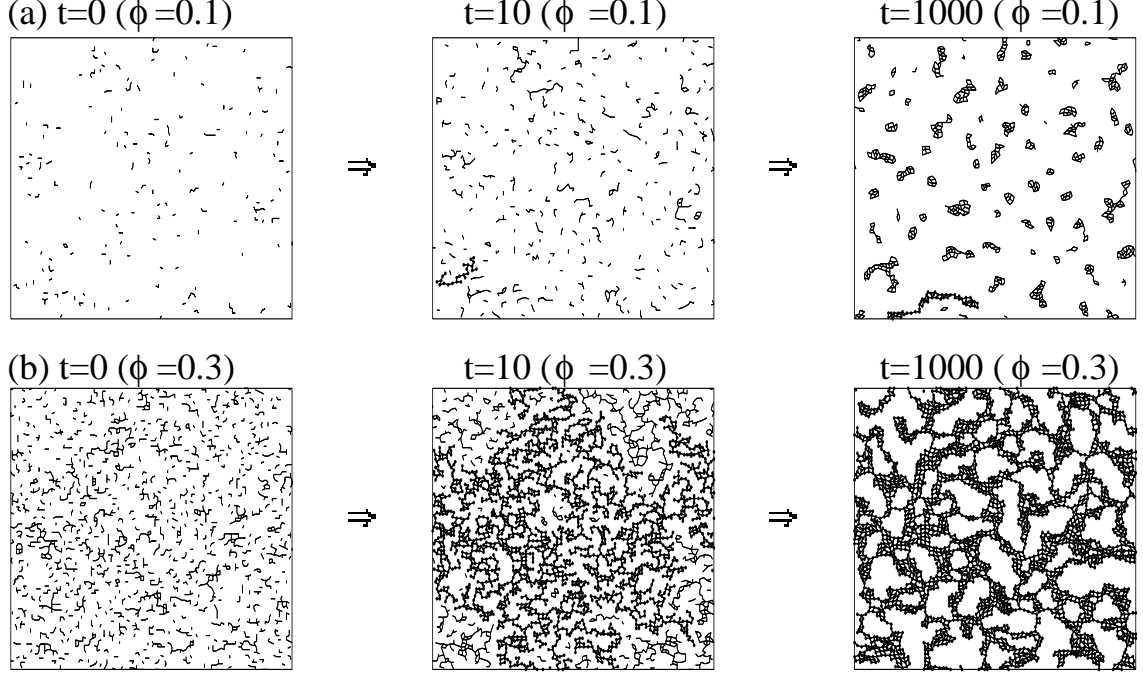


FIG. 2: Snapshots of gelation processes for (a) $\phi = 0.1$ and (b) $\phi = 0.3$. They are typical examples for high concentrations and low concentrations, respectively. Thin lines represent bonds and black dots represent monomers in the largest cluster. For low concentrations ((a)), clusters have globular structures, and no sol-gel transition occurs even after $t = 1000$. For high concentrations ((b)), a fractal cluster forms a gel ($t = 10$). After the gelation, however, the intra-cluster aggregations dominate and the gel becomes inhomogeneous ($t = 1000$).

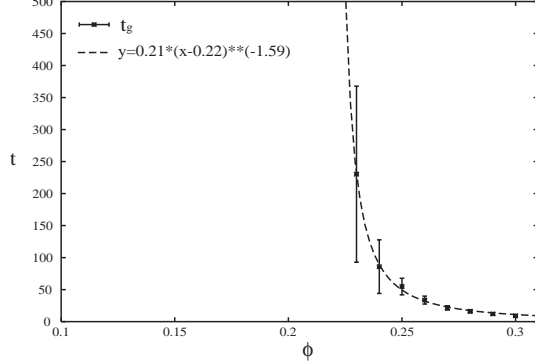


FIG. 3: Gelation time t_g for various concentrations. The dashed line represents the best fitted curve for data. The gelation time shows a divergence at the critical concentration $\phi_g \simeq 0.22$.

(Fig.2(b)). The largest cluster in the system becomes self-connected via the periodic boundary condition and a gel forms in this case. We plot gelation time t_g as a function of ϕ in Fig.3. We find that t_g increases as ϕ decreases and it becomes infinity at $\phi_g \simeq 0.22$ as

$$t_g \sim (\phi - \phi_g)^{-\omega}, \quad (4)$$

where the power index is $\omega \simeq 1.6$. Below ϕ_g , no sol-gel

transition occurs. The existence of the critical concentration is consistent with experimental results for cross-linked polymer gels.

For $\phi > \phi_g$, our model shows a fractal aggregation until the gelation. Figure 4 shows the radii R of the largest clusters in the system at various t 's before gelation as a function of their masses m . Here m is defined by the number of monomers in the cluster and R is defined by

$$R^2 = \frac{1}{2m^2} \sum_{i,j}^m (\mathbf{r}_i - \mathbf{r}_j)^2, \quad (5)$$

where \mathbf{r}_i is the position vector of the i -th monomer in the cluster. The initial monomer concentration is $\phi = 0.25 (> \phi_g)$. We find a power law behaviour as

$$m \sim R^{d_f}, \quad (6)$$

where $d_f = 1.79 \pm 0.06$. The fractal dimension d_f is almost the same as the corresponding result of the diffusion limited cluster-cluster aggregation (DLCA) model [2, 3] in two dimensions [4], $d_f^{\text{DLCA}} = 1.75 \pm 0.07$.

The existence of the critical concentration can be naturally explained as follows. When the average mass and radius of clusters are $\langle m \rangle$ and $\langle R \rangle$, respectively, the volume occupied by the clusters V_o is given by

$$V_o \sim \left(\frac{N}{\langle m \rangle} \right) \langle R \rangle^d \sim N \langle R \rangle^{d-d_f}, \quad (7)$$

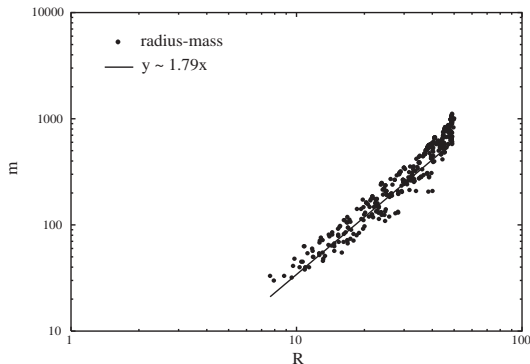


FIG. 4: Radius R of the largest clusters versus their mass m at $\phi = 0.25$ before the sol-gel transition. The fractal dimension of the clusters is $d_f = 1.79 \pm 0.06$.

where d is the dimension of the system and we use the relation $\langle m \rangle \sim \langle R \rangle^{d_f}$. If V_o becomes comparable with the volume of the system L^d , the clusters begin to overlap and a sol-gel transition occurs by a percolation process [5]. For $\phi > \phi_g$, this condition of overlapping is always fulfilled when $\langle R \rangle$ becomes large enough because inequality $d_f < d$ holds as we saw in Fig.4. For $\phi < \phi_g$, however, this condition is not satisfied. Clusters are globular as seen in Fig.2 (a), so the fractal dimension is almost the same as the dimension of the system. Consequently, V_o never exceeds the volume of the system and no sol-gel transition occurs.

The most remarkable feature of our model is final structures of gels. See Fig.2(b). The gels have fractal structures similar to the DLCA model until the gelation. The snapshot at $t = 10$ in Fig.2(b) shows this clearly. However, the fractal structure does not remain after the gelation. The structure of gels is drastically changed at $t = 1000$ in Fig.2(b). This is due to formation of intra-cluster bonds after the gelation. The formation of intra-cluster bonds breaks the fractal structure and makes a novel inhomogeneous gel fibre network structure instead. A cooperative diffusion of the inhomogeneous network structure corresponds to the so-called gel mode, which characterizes the gel phase of cross-linked polymer gels [6]. It is interesting that there is a possibility that this structure has been observed experimentally in cross-linked gels. In light scattering experiments for cross-linked polymer gels, speckle patterns depending on the position of the incident light have been reported [7]. It is a common nature of cross-linked gels [8]. The inhomogeneity found in our model is consistent with these patterns.

Now we discuss properties near the critical concentration. Figure 5 shows the cluster-size distribution near the critical concentration ($\phi = 0.2$) at $t = 1000$. We have also plotted the distribution at $\phi = 0.1$. The data have been taken from 100 samples. We can see that when

the concentration ϕ is low enough ($\phi = 0.1$), the distribution is not broad, but near the critical concentration ($\phi = 0.2$), it becomes broader and has a tail toward a large value of m . This broadening distribution can be understood as a result of overlapping of clusters near the critical concentration. Namely if an overlapping occurs, the distribution of clusters are affected by a percolation process which interpolates the overlapping clusters. Because a percolation process generally gives a power law distribution with a tail toward a large value of m [9], the distribution becomes wider. This broadening behaviour can be interpreted as slow dynamics near the gel critical point. Our result reproduces qualitatively experiments for cross-linked polymer gels [10].

The numerical results shown here imply that our model describes cross-linked polymer gels well. We note that our model describe ordinary polymers as well in a special case of $f = 2$. In this case, our model is similar to the bond fluctuation model (BFM) [11], although the bond fluctuating region l_b is smaller than that of the usual BFM because creations of bonds with length l_a bring additional means of bond crossings.

Even though our model show a fractal aggregate similar to the DLCA model, its gel is very different from that of the DLCA model. First of all, the DLCA model show a sol-gel transition for any non zero initial concentrations [5]. Moreover, it predicts a fractal structure even after the gelation. These properties are not consistent with the experiments for cross-linked gels. The gel phase of cross-linked polymers is characterized by the existence of the so-called gel mode [6], but the DLCA model can not explain this because of its scale invariant nature. The DLCA model describes colloidal gels rather than cross-linked polymer gels. For example, the growth by DLCA in three dimensions is predicted to result in a power-law increase in cluster radius with time, $\langle R \rangle \sim t^{1/d_f}$, where $\langle R \rangle$ is the average cluster radius and d_f is the fractal dimension. This scaling behaviour is observed excellently by the recent experiments of colloidal gels in the International Space Station [12].

To our knowledge, Jullien and Hasmy studied a model with aggregate flexibility in a different context[13, 14]. Our model is different from theirs on the following points. First, in order to save the amount of computational time, they assume that a monomer mobility in a cluster decreases as the size of the cluster increases [15]. On the other hand, our model simply assumes that the mobility is the same for all monomers. The latter assumption is reasonable because random forces act on all monomers equivalently. In addition, the functionality of monomers f is three in their simulations, but we use $f = 4$ since a typical cross-linker, *N,N*-methylenebis, is tetrafunctional. As a result, their calculations did not show the structural inhomogeneity reported here.

In summary, we examine a chemical gelation model including aggregations of clusters and bond flexibility.

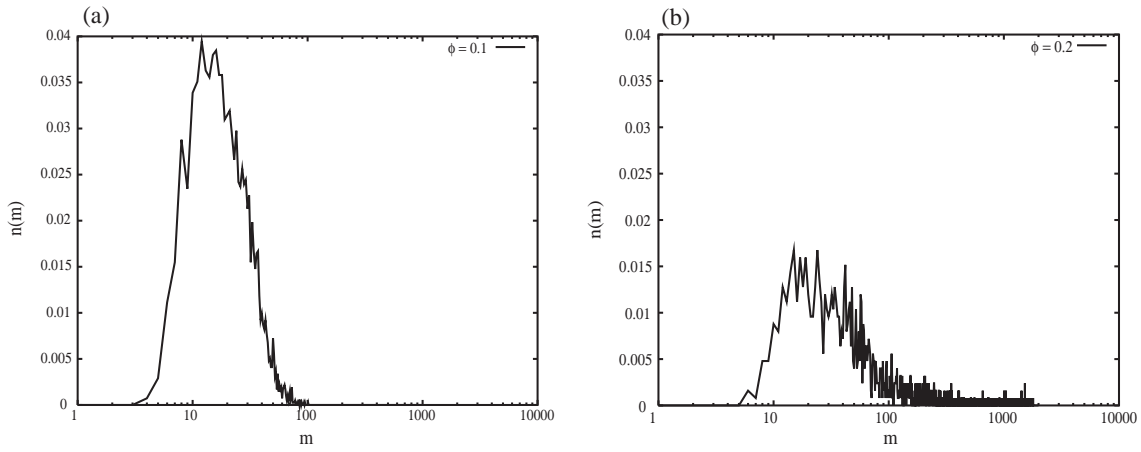


FIG. 5: Cluster size distribution at $t = 1000$ below the critical concentration; (a) $\phi = 0.1$ and (b) $\phi = 0.2$. The vertical axes $n(m)$ denote the number of clusters with mass m over the total number of clusters. The broadening distribution appears at $\phi = 0.2$. We take data from 100 samples.

In contrast to the DLCA model, there exists a critical concentration ϕ_g below which no sol-gel transition takes place. Above the critical concentration, the dynamics before gelation resemble to that in the DLCA model, but after the sol-gel transition, a novel secondary structure emerges due to bond fluctuations. This inhomogeneous structure is important to figure out properties of the cross-linked gels. We also find that our model realizes the slow dynamics near the critical concentration $\phi \simeq \phi_g$. Because all the results are consistent with the known properties of cross-linked gels, we believe that our model belongs to the same universal class as the cross-linked gels in spite of its simplicity.

We thank M. Shibayama and T. Karino for helpful discussions.

-
- [1] Y. Osada, K. Kajiwara, et al., eds., *Gels handbook* (Academic Press, 2000).
 - [2] P. Meakin, Phys. Rev. Lett. **51**, 1119 (1983).
 - [3] M. Kolb, R. Botet, and R. Jullien, Phys. Rev. Lett. **51**,

- 1123 (1983).
- [4] M. Kolb and H. J. Herrmann, J. Phys. A: Math. Gen. **18**, L435 (1985).
- [5] J. C. Gimel, D. Durand, and T. Nicolai, Phys. Rev. B **51**, 11348 (1995).
- [6] T. Tanaka, L. O. Hocker, and G. B. Benedek, J. Chem. Phys. **59**, 5151 (1973).
- [7] E. S. Matsuo, M. Orkisz, S. Sun, Y. Li, and T. Tanaka, Macromol. **27**, 6791 (1994).
- [8] M. Shibayama, Macromol. Chem. Phys. **199**, 1 (1998).
- [9] D. Stauffer and A. Aharony, *Introduction to Percolation Theory* (Taylor & Francis, 1994), revised 2nd ed.
- [10] T. Norisuye, M. Takeda, and M. Shibayama, Macromol. **31**, 5316 (1998).
- [11] I. Carmesin and K. Kremer, Macromol. **21**, 2819 (1988).
- [12] S. Manley et al., Phys. Rev. Lett. **93**, 108302 (2004).
- [13] R. Jullien and A. Hasmy, Phys. Rev. Lett. **74**, 4003 (1995).
- [14] A. Hasmy, E. Anglaret, R. Thouy, and R. Jullien, J. Phys. I France **7**, 521 (1997).
- [15] In Ref.[13], the mobility of a monomer in a cluster is given by $P_n(1 - Q_n)/n \propto n^{-0.5}$ where n is the cluster size. Here P_n and Q_n are defined in Ref.[13].