

Avalanche dynamics of an idealized neuron function in the brain on uncorrelated random scale-free network

Kyoung Eun Lee^a Jae Woo Lee^{a,b,*}

^a*Department of Physics, Inha University, Incheon 402-751, Korea*

^b*School of Computational Science, Florida State University, Tallahassee FL 32306-4120, USA*

Abstract

We study a simple model for a neuron function in a collective brain system. The neural network is composed of uncorrelated random scale-free network for eliminating the degree correlation of dynamical processes. The interaction of neurons is supposed to be isotropic and idealized. This neuron dynamics is similar to biological evolution in extremal dynamics with isotropic locally interaction but has different time scale. The evolution of neuron spike takes place according to punctuated patterns similar to the avalanche dynamics. We find that the evolutionary dynamics of this neuron function exhibit self-organized criticality which shows power-law behavior of the avalanche sizes. For a given network, the avalanche dynamic behavior is not changed with different degree exponents of networks, $\gamma \geq 2.4$ and refractory time correspondent to the memory effect, T_r . In addition, the avalanche size distributions exhibit the power-law behavior in a single scaling region in contrast to other networks. However, the return time distributions displaying spatiotemporal complexity have three characteristic time scaling region.

Key words: neuron functioning, uncorrelated scale-free network,, avalanche dynamics, self-organized criticality

PACS: 05.40.Fb, 05.45.Tp

* Corresponding author. Tel.: 82+32+8607660; Fax: 82+32+8727562
Email address: jaewlee@inha.ac.kr (Jae Woo Lee).

1 Introduction

A human being is most complex organism in the nature. A human brain is extremely complicate in the organs of human. That is the reason that it is exceedingly difficult to understand brain through individual and classical mechanism. The brain possesses about $10^{10} - 10^{12}$ neurons and the neurons form neural network linked by $10^3 - 10^4$ synapse. da Silva et al. offered a simple model for brain functioning similar to the Bak-Sneppen(BS) model with the memory effect on the lattice [5]. The same model is investigated on small-world network by Lin and Chen [10]. Neural network was reported to be like scale free network, which is characterized by displaying power law distribution for the number of edges each node, by many experimental analysis []. An well known scale-free network is Barabsi-Albert network [12]. Goh et al. introduce a static scale-free network with no degree-degree correlation [19]. We consider an avalanche dynamics of an idealized neuron function on a uncorrelated random scale-free network. The firing pattern of the neuron is similar to the avalanche pattern of the self-organized criticality(SOC) [2,1]. The propagative size of neuron functioning exhibits power-law distribution. Thus, the punctuated pattern and power-law behavior occur without fine-tuning parameter. Each node represents a neuron; a connection between two nodes represents a synapse. According to the neuron-dynamical picture of the brain, the dynamics of neurons and synapses can be described as follows. The cell body of the neuron generates a signal with the form of an action potential. The action potential propagates along the axon. The amplitude of the spike is of the order of tens of milivolts. The signal is transferred by the synapse to the soma of another neuron (postsynaptic neuron), where the inputs from all the presynaptic neurons connected to it are summed. On average each neuron is connected to $10^3 - 10^4$ other neurons. The amplitude of the input signals at the soma is about 1mV. These inputs may be either excitatory, hence favoring the likelihood of the appearance of a spike to be transmitted to its postsynaptic neurons, or inhibitory, reducing the likelihood of firing. If the sum of excitatory signals exceeds some threshold, the probability for the emission of a spike, which is the manifestation of the instability, becomes significant. This threshold is tens of millivolts high, and hence a great number of excitatory inputs make the corresponding neuron unstable, leading to the firing and allowing a spike to occur. After the release of a spike, the neurons require a period of time to recover. During the 1 – 2 ms following the emission of a spike, no matter how large the excitatory input may be, the neuron is unable to emit a second spike. This period is called the absolute refractory time of the neuron. On the other hand, the brain as a whole is a system capable of automodifications[].

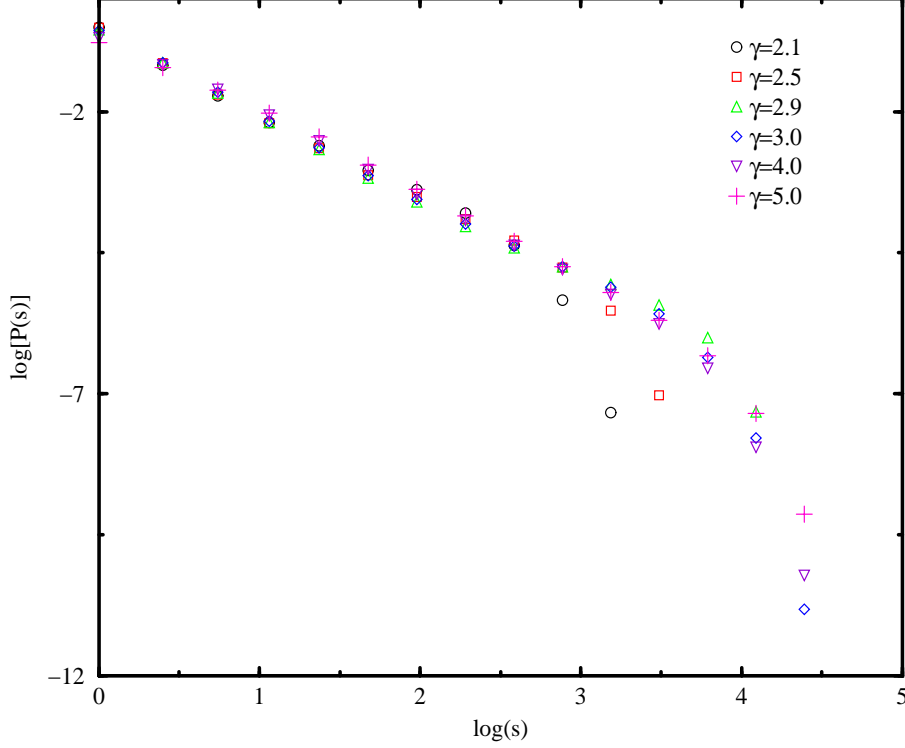


Fig. 1. The log-log plot of the probability distribution function $P(s)$ of the $B_0(\gamma)$ avalanche size as a function of the avalanche size s at the critical fitness on UCM for $\gamma=2.1, 2.5, 2.9, 3.0, 4.0 \dots 5.0$ with $N = 10000$, $m = 3$, $T_r = 1$. the critical threshold barriers $B_0 = 0.039, 0.080, 0.121, 0.130, 0.212 \dots 0.260$ relatively.

2 Model and Simulation Method

To make a modeling of this neuron dynamics, First of all, we will make networks. The networks is composed of uncorrelated random scale-free network. Here, the uncorrelated random scale-free network is called by the uncorrelated configuration model(UCM) [9]. We generate N -nodes by the static method. Let's make N_k -nodes of the degree k satisfying the degree distribution $P(k) \sim k^{-\gamma}$ where k runs from $k = 1$ to $k = k_{max}$. Select two nodes randomly and connect them if they are not connected before. We exclude duplicated connections and self-connection. This UCM is not only fully connected and have but also no degree-degree correlation and clustering correlation. The number of minimal degree is fixed at $m=3$ to prevent alteration of dynamics from dangling node for generating different networks. Now, we explain the evolution rule of neuron dynamics. Uniform random numbers are distributed over each node. This random number is called by a barrier, which is the possibility of the firing of a neuron's spike. The higher barrier has a higher potentialities to fire. To simplify the firing is occurred at an neuron with lowest barrier sequentially. And directly connected neurons also is fired, because they are enough stimulated to fire. The selected neuron with the lowest barrier or its

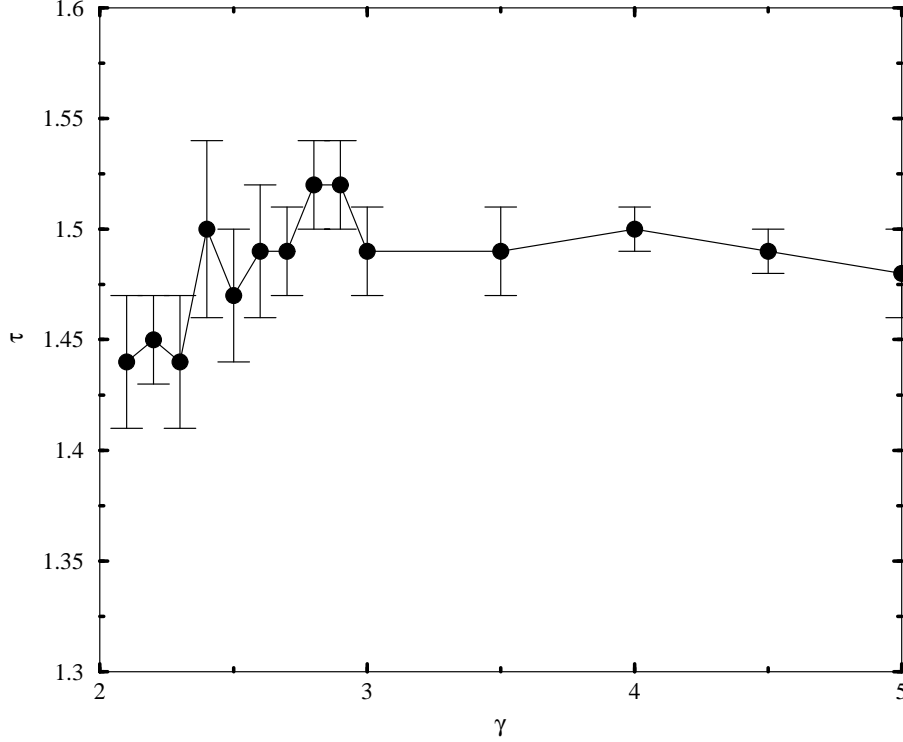


Fig. 2. Dependency of the avalanche size exponents as a function of network degree exponents, γ with $N = 10000$, $m = 3$, $T_r = 1$.

nearest neighbor neurons can not fire if its elapsed time since the fire is less than the refractory time T . In fact, neuron's spike transfer directly through their synapse. however, the evolution of the signal is just considered to spread out to all of nearest neighbors without details. If this process is iterated, the system reaches to critical stationary state. That is, neural system is self organized without well tuning parameter to stationary state. And the brain functioning is occurred abruptly underlying avalanche dynamics. We will investigate how the avalanche dynamics is changed according to varying degree exponent γ of networks with different refractory time T_r . For investigating spatiotemporal correlation of avalanche dynamics, we will examine first and all return time distribution(RTDs).

3 Results

Fig.1. shows avalanche size distribution for the $B_0(\gamma)$ avalanche with the degree exponent of the networks, $\gamma = 2.1, 2.5, 2.9, 3.0, 4.0$ and 5.0 . The avalanche size distribution follows power-law behavior, $P(S) \sim S^{-\tau(\gamma)}$ extending over more larger region than other scale-free networks such as BA network characterized by evolving and preferential attachment [12,13] and static model introduced by Goh et al. [19,20]. The more interesting thing is that the power

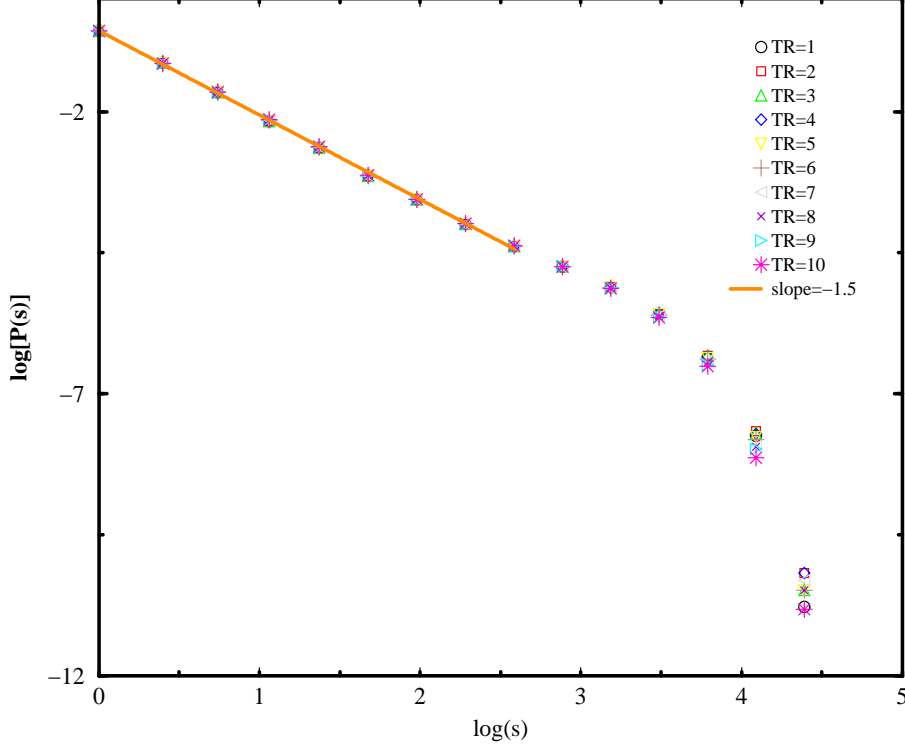


Fig. 3. The log-log plot of the probability distribution function $P(s)$ of the $B_0(T_r)$ avalanche size as a function of the avalanche size s at the critical fitness on UCM from $T_r = 1$ to $T_r = 10$ with $N = 10000$, $m = 3$, $\gamma = 3$ the critical threshold barriers $B_0 = 0.13$ for all T_r .

law behaviors of the avalanche size distribution do not exhibit the crossover between two different scaling regions. The avalanche size distribution shows a short intermediate region and follows exponential decay at the cut-off region. This absence of the two region in the avalanche size distribution may be able to make a conjecture on following two reasons. One of the reasons is that the average degree for each node is not fixed with different degree exponent γ as compared with another static models by the Goh's algorithm and in addition is increased according as γ get smaller. Another reason take its rise in without clustering correlations as well as degree-degree correlations. Fig.2. present the basic critical exponents τ , the so called avalanche size exponent from different γ , where the increment is 0.1 in $2 < \gamma < 3$ and 0.5 in $\gamma > 3$, with $T_r = 1$. As we can observe, the critical avalanche size exponent is the same as mean field result i.e, $\tau \approx 1.5$ for $\gamma \geq 2.4$. It is difficult to compare the avalanche size critical exponent τ in BA network with UCM since the avalanche size distribution on BA network present different power-law behavior in two regions. Occasionally, the critical thresholds are very close value, $f_c = 0.086 \pm 1$ (on UCM) and $f_c = 0.089 \pm 2$ (on BA) within error bar. Even though it is not universal critical value, f_c should seem to be a criterion distinguishing different avalanche dynamics of $\gamma < 2.4$ from mean field result for $\gamma \geq 2.4$. Fig.3. illustrate probability distribution for avalanche size with different refractory

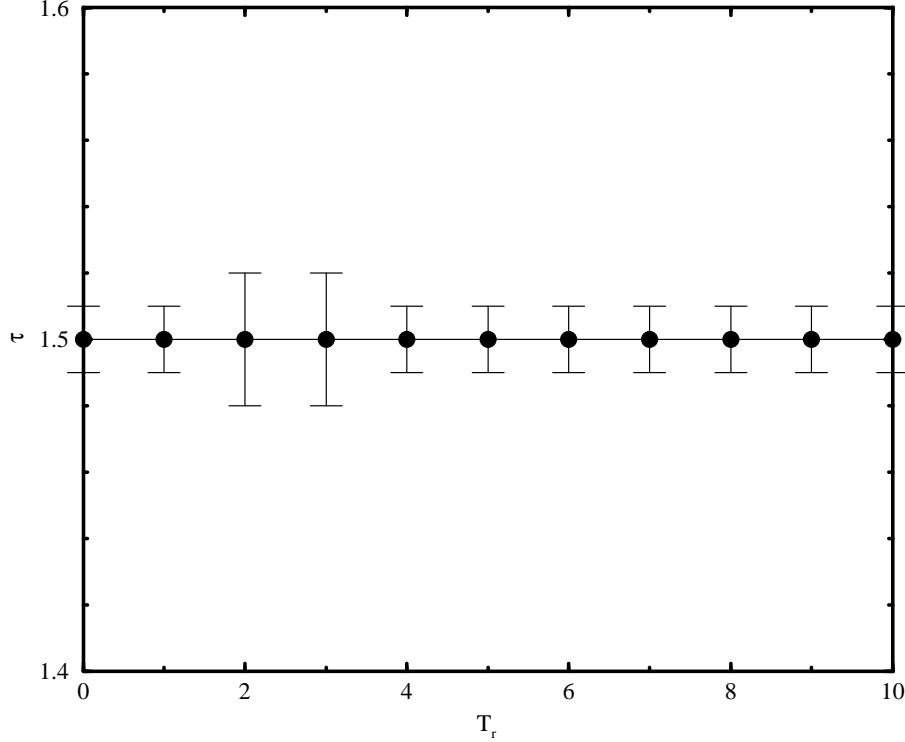


Fig. 4. Dependency of the avalanche size exponents as a function of network degree exponents, γ with $N = 10000$, $m = 3$, $\gamma = 3$.

time T_r . At the same time, in Fig.4, we demonstrate the dependence of the exponent τ from 1 to 10 with $B_0 = 0.13$. All τ are not changed according to varying T_r unlike the results on lattice [5] or small-world network with low rewiring probability $\phi = 0.01$ [10]. In lattice, the avalanche dynamics of the firing is propagated far away from first update neuron as refractory time T_r increase for rejecting during $S < T_r$. But in scale-free network, the active neuron returns soon to the hub and the direct linked node in stationary state because a hub neuron have many nearest neighbor's neurons. Accordingly, the firing neuron is not evolved far from hub quickly. For that reason, the memory effects of refractory time vanish as the existence of hub is growing larger. In case of small-world network, If the rewiring probability approach to a threshold eliminating memory effect, τ will also follow the mean field value for different T_r .

The results in Fig. 5 mean that first return time distribution(FRTd) for $\gamma = 3$, $T_r = 1$. The both of first and all return time distribution do not satisfy power-law behavior totally contrary to lattice case. We would try to argue similar but different origin from distinct three region of FRTd. The power-law behavior of the early return time region should be mostly affected by the dynamics of a hub node because the hub and nearest neighbors frequently updated. The fact can conjecture that an interval of power-law region in early return time concur with the degree of the hub. The slope may have a little small

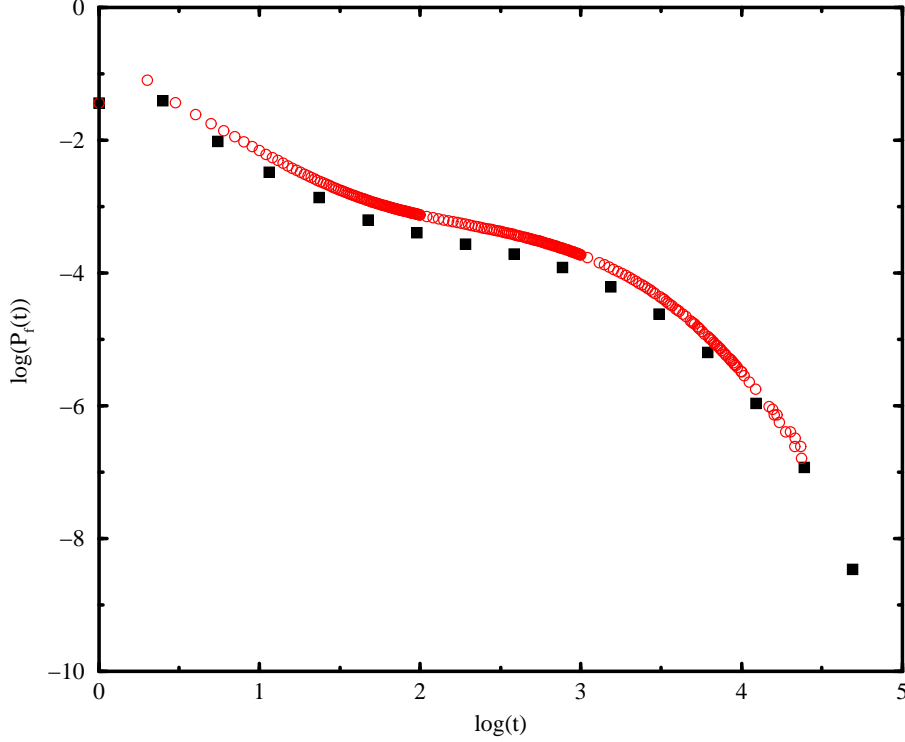


Fig. 5. The log-log plot of the probability distribution function $P(s)$ of the first return time as a function of the time t at the critical fitness on UCM with $N = 10000$, $m = 3$ at $T_r = 1$, $\gamma = 3$.

value from the effect of the intermediate node inserted than random walk. The each node have a same probability to be active again since UCM do not have the degree correlation. Therefore, the intermediate return time distribution become almost constant for $N \rightarrow \infty$. Finally, in long return time regions, FRTds decay exponentially with cut-off for $t \rightarrow L\xi$ by the finite size effect of the dangling node because the diameter of scale-free network is very small. In Fig. 6, we plot all return time distribution for $\gamma = 3$, $T_r = 1$. The all return time distribution(ARTd) also is divided up three characteristic time scaling region same as first return time distribution. Furthermore, the inclination of each region is reversed from first return time distribution like lattice case although the general scaling relation is not satisfied.

4 Conclusion

In conclusion, we have studied the simple model of neuron function in brain on uncorrelated scale free network. Our model show the avalanche dynamics with different degree exponent γ of networks and different refractory period T_r . The avalanche size exponent, τ is not changed according to varying γ larger than $\gamma = 2.3$ as well as T_r . And we measured first and all return time

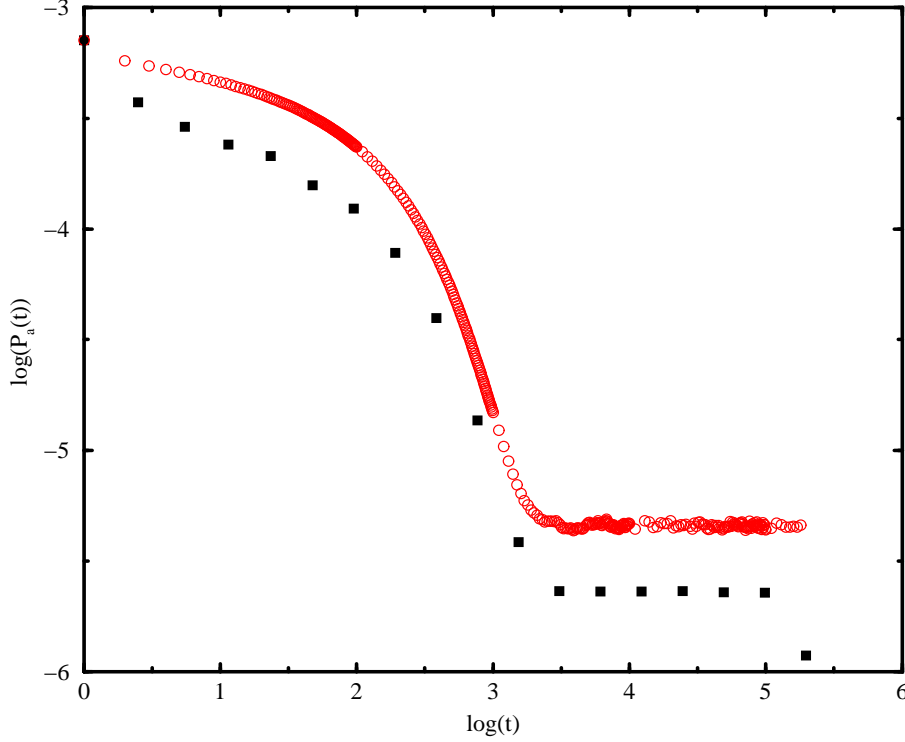


Fig. 6. The log-log plot of the probability distribution function $P(s)$ of the all return time as a function of the time t at the critical fitness on UCM with $N = 10000$, $m = 3$ at $T_r = 1$, $\gamma = 3$.

distribution(RTDs) for $\gamma = 3$, $T_r = 1$. The both of RTDs do not follow power-law behaviors consistently and show the three characteristic regions. In future work, simple model for SOC system on scale-free network that memory effects contribute would be inquired and a kind of scale-free network more neural system-like should be investigated.

Acknowledgments

This work was supported by Inha University Research Foundation Grant.

References

- [1] P. Bak, How nature works: the science of self-organized criticality, Springer-Verlag, New York, 1999.
- [2] H. J. Jensen, Self-organized criticality: Emergent complex behavior in physical and biological systems, Cambridge University Press, Cambridge, 1998.
- [3] M. Paczuski, S. Maslov, P. Bak, Phys. Rev. E 53 (1996) 414.

- [4] E. Almaas, R. V. Kulkarni, D. Stroud, Phys. Rev. E 68 (2003) 056105.
- [5] L. da Silva, A. R. R. Papa, A. M. C de Souza, Phys. Lett. A 242 (1998) 343.
- [6] Sylvia S. Mader, Human BIOLOGY, McGraw-hill, New York, 1998.
- [7] P. Bak, C. Tang, K. Wiesenfeld, Phys. Rev. Lett. 59 (1987) 381.
- [8] P. Bak, K. Sneppen, Phys. Rev. Lett. 71 (1993) 4083.
- [9] M. Catanzaro, M. Boguñá, R. Pastor-Satorras, Phys. Rev. E 71 (2005) 027103.
- [10] M. Lin, T. Chen, Phys. Rev. E 71 (2005) 016133.
- [11] D. J. Watts, S. H. Strogatz, Nature 393 (1998) 440.
- [12] A.-L. Barabási, R. Albert, Science 286 (1999) 509.
- [13] R. Albert, Barabási, Rev. Mod. Phys. 74 (2002) 47.
- [14] S. N. Dorogovtsev, J. J. F. Mendes, Adv. Phys. 51 (2002) 1079.
- [15] M. E. J. Newman, SIAM Rev. 45 (2003) 167.
- [16] Y. Moreno, A. Vazquez, Europhys. Lett. 57 (2002) 765.
- [17] S. Lee, Y. Kim, Phys. Rev. E 71 (2005) 057102.
- [18] N. Masuda, K.-I. Goh, B. Kahng, cond-mat/0508623.
- [19] K.-I. Goh, B. Kahng, D. Kim, Phys. Rev. Lett. 87 (2001) 278701.
- [20] D.-S. Lee, K.-I. Goh, B. Kahng, D. Kim, Nucl. Phys. B 696 (2004) 351.