

# Monte Carlo simulations of bosonic reaction-diffusion systems and comparison to Langevin equation description

Su-Chan Park

Korea Institute for Advanced Study, Seoul 130-722, Korea

(dated: February 8, 2020)

## Abstract

Using the Monte Carlo simulation method for bosonic reaction-diffusion systems introduced recently [S.-C. Park, Phys. Rev. E **72**, 036111 (2005)], one dimensional bosonic models are studied and compared to the corresponding Langevin equations derived from the coherent state path integral formalism. For the single species annihilation model, the exact asymptotic form of the correlation functions are conjectured and the full equivalence of the (discrete variable) Master equation and the (continuous variable) Langevin equation is confirmed numerically. We also investigate the cyclically coupled model of bosons which is related to the pair contact process with diffusion (PCPD). From the path integral formalism, Langevin equations for the PCPD are derived and compared to the Monte Carlo simulations of the discrete model.

PACS numbers: 64.60.Ht, 05.10.Ln, 89.75.Da

Keywords: Monte Carlo simulations, bosonic reaction-diffusion systems, Langevin equations

---

Electronic address: psc@kias.re.kr

## I. INTRODUCTION

The reaction-diffusion (RD) systems have become a paradigm for studying certain physical, chemical, and biological systems [1]. In the study of the RD systems on a lattice via Monte Carlo (MC) simulations, particles involved in the dynamics usually have hard core exclusion property. Meanwhile, the renormalization group (RG) calculations which have been applied successfully to several RD systems are performed with, in many cases, boson systems [2, 3, 4]. On this account, the comparison of the numerical studies to the RG calculations is sometimes nontrivial.

There are two ways to bridge a gap between numerical and analytical studies. One is to make a path integral formula for hard core particles which is suitable for the RG calculations. Actually, this path has been sought and some formalisms are suggested [5, 6, 7]. The other is to find a numerical method to simulate boson systems. In this context, numerical integration studies of the equivalent Langevin equations to boson systems have been performed [8, 9, 10, 11]. However, it is not always possible to find an equivalent Langevin equation [12]. By the same token, the applicability of this approach is somewhat restricted. Thus, another numerical method is called for.

Recently, a general algorithm to simulate the bosonic RD systems is proposed [13]. Section II is devoted to a heuristic explanation of this algorithm to simulate general bosonic RD systems. In Sec. III, the numerical method applies to some bosonic RD systems. At first, the single species annihilation models are simulated with the emphasis on the pair correlation functions and the exact asymptotic behavior is conjectured. Besides, the numerical comparison of the discrete model to the Langevin equation with continuous variables are presented. Then, Langevin equations for the cyclically coupled (CC) model with/without bias are derived from the well-trodden path integral formalism and compared with the MC simulations. Section IV summarizes the works.

## II. ALGORITHM

This section explains the algorithm suitable for MC simulations of bosonic RD systems proposed in Ref. [13]. After explaining how bosonic systems with single species can be simulated, brief remark regarding the generalization to multiple species will be followed.

The reaction dynamics of di using bosons is represented as

$$nA \xrightarrow{n!} (n+m)A; \quad (1)$$

where  $n \geq 0, m \geq 0, n, m \in \mathbb{N}$ , and  $\lambda_{nm}$  is the transition rate. Each particle di uses with rate  $D$  on a  $d$  dimensional hypercubic lattice. The periodic boundary conditions are assumed, but other boundary conditions do not limit the validity of the algorithm. Configurations are specified by the occupation number  $f_x ( \geq 0 )$  at each lattice point  $x$ . A configuration is denoted as  $f, g$  which means  $f, g \in \mathbb{N}^{L^d}$ , where  $L^d$  stands for the set of the lattice points and the cardinality of  $L^d$  is  $L^d$ . The master equation which describes stochastic processes modeled by Eq. (1) takes the form [12, 14]

$$\begin{aligned} \frac{\partial P}{\partial t} = & D \sum_{x,y} (f_x + 1) \hat{E}_{x,y} P \\ & + \sum_{x,n,m} \lambda_{nm} f_x \hat{C}_{x,n} P - \sum_x f_x P; \end{aligned} \quad (2)$$

where  $P = P(f, g; t)$  is the probability with which the configuration of the system is  $f, g$  at time  $t$ ,  $\langle x, y \rangle$  means the nearest neighbor pair  $(x, y \in L^d)$ ,  $f_x(n) = (f_x)! = (f_x - n)!$  is the number of ordered  $n$ -tuples at site  $x$  of the configuration  $f, g$ , and  $\hat{E}_{x,y}$  and  $\hat{C}_{x,n}$  are operators acting on  $P(f, g; t)$  such that

$$\begin{aligned} \hat{E}_{x,y} P &= P(f_x \neq 1; f_y \neq 1; g; t); \\ \hat{C}_{x,n} P &= P(f_x \geq n; g; t); \end{aligned} \quad (3)$$

The master equation implies that during in  $n$ ites in a time interval  $dt$ , the average number of transition events for the configuration  $f, g$  is

$$\begin{aligned} E(dt; f, g) &= dt \sum_{x,n} 2dD_{n,1} + \sum_m \lambda_{nm} f_x(n) \\ &= dt \sum_{x,n} 2dD_{n,1} + \sum_m n! \lambda_{nm} g(x; n); \end{aligned} \quad (4)$$

where  $g(x; n) = f_x(n)/n! = \binom{f_x}{n}$  is the number of (nonordered)  $n$ -tuples at site  $x$ . The first line of Eq. (4) follows the usual convention in the field theoretical study of boson systems and the second line which is equivalent to the first line is introduced to save memories during actual simulations. From Eq. (4), one can deduce that the first step for MC simulations should be the selection of one of  $n$ -tuples at any site randomly. For descriptonal convenience,

we introduce a model dependent function  $h(x;n) = g(x;n)$ , where  $n$  takes 1 (0) if  $D_{n;1} + \sum_m n!_{n,m}$  is nonzero (zero). The meaning of  $n$  is straightforward; we do not have to consider the reaction dynamics with zero transition rate.

The simplest way to implement the selection is as follows: First a site  $x$  is selected with probability  $N_x/M$ , where  $N_x = \sum_n h(x;n)$  which will be called the number of accessible states (NAS) at site  $x$  and  $M = \sum_x N_x$  which will be called total number of accessible states (TNAS). Then,  $n$  is chosen with probability  $h(x;n)/N_x$ . For this procedure, the array of the number of particles at all sites, say  $[n](x) = n_x$ , is necessary. However, it is not efficient because there are too many floating number calculations. For a faster performance, we introduce two more arrays, say  $list[]$  and  $act[][]$ . The array  $list[]$  refers the location of any  $n$ -tuple. Each element of  $list[]$  takes the form  $(x; \text{'})$ , where  $x$  is a site index and  $\text{'}$  lies between 1 and the NAS at site  $x$ . From  $\text{'}$  and the array  $[n]$ , which  $n$ -tuple is referred by the array  $list[]$  is determined. If  $\text{'} = h(x;0)$ ,  $n = 0$  is implied. Else if  $\text{'} = h(x;0) + h(x;1)$ ,  $n = 1$  is meant. Else if  $\text{'} = h(x;0) + h(x;1) + h(x;2)$ ,  $\text{'}$  indicates one of pairs at site  $x$ , and so on. In case the TNAS in the system is  $M$ , the size of  $list[]$  is  $M$  and all elements of  $list[]$  should satisfy that  $list[p] \neq list[q]$  if  $p \neq q$  ( $1 \leq p, q \leq M$ ). Hence, the random selection of one number between 1 and  $M$  is equivalent to choose one of all  $n$ -tuples with an equal probability. The array  $act$  is the inverse of the  $list$ , that is,  $list[s] = (x; \text{'})$  corresponds to  $act[x][\text{'}] = s$ . It is clear that two methods explained in the above are equivalent in the statistical sense. After selecting  $x$  and  $n$ , the transition  $nA \rightarrow (n+m)A$  occurs with a probability of  $n!_{n,m} \tau$  for all possible  $m$ , where  $\tau$  is a configuration independent time difference. Provided  $n = 1$  is selected, in addition to reaction processes, a particle at  $x$  hops to one of the nearest neighbors with probability  $D \tau$ . To make the transition probability have a meaning,  $\tau$  should satisfy

$$2dD_{n;1} + \sum_m n!_{n,m} \tau \leq 1; \quad (5)$$

for all  $n$ . Time is increased by  $\tau = M$ . On average, this algorithm generates  $E(t; f, g)$  transition events during time interval  $t$ . After system's evolving, three arrays,  $[n]$ ,  $list$ , and  $act$ , are updated in a suitable way.

For systems with  $k$  species, sufficient is the modification of the NAS at site  $x$  in such a

way that

$$N_x = \sum_{i=1}^X h_i(n_i) + \sum_{n_1, \dots, n_k} h_{1, \dots, k}(n_1, \dots, n_k); \quad (6)$$

where the first (second) terms are from the dynamics when same (different) species of  $n$  particles ( $n_j$  particles for each  $j$ th species) are involved in the production of new particles (including vacancy or inert particles). For instance, for the pair annihilation of different species, or so-called  $A + B \rightarrow \emptyset$  reactions, the second term of Eq. (6) is  $n_A n_B$ . Except this modification, all other procedures are the same as the single species problems.

Equipped with the numerical methods, Sec. III studies some bosonic RD systems which show scaling behavior.

### III. APPLICATIONS

#### A. single species annihilation model

The first example is the one dimensional single species annihilation model which corresponds to  $\eta = 0$  unless  $n = 2$  and  $m = 2$ . For saving the writing effort, let us rename  $\eta_{2,2} \rightarrow \eta$ . For convenience, we set  $D = \frac{1}{2}$ . Since the decaying behavior of the particle density was studied in Ref. [13], this section is devoted to the study of the correlation function  $M(r; t)$  which is defined as

$$M(r; t) = \begin{cases} \lim_{L \rightarrow \infty} \frac{1}{L} \sum_{x=1}^L \langle h_x(t) h_{x+r}(t) \rangle & \text{if } r \neq 0; \\ \lim_{L \rightarrow \infty} \frac{1}{L} \sum_{x=1}^L \langle h_x(t) (h_x(t) - 1) \rangle & \text{if } r = 0; \end{cases} \quad (7)$$

where  $\langle \cdot \rangle$  means the average over all independent realizations and periodic boundary conditions are assumed. Similar quantities as  $M(r; t)$  was studied numerically in Ref. [15] for the hard core particles with the annihilation probability of  $p$ . When  $p = 1$ , the hard core model is exactly same with the boson model with  $\eta = 1$  which is the fixed point of the RG flow equation [3]. The asymptotic behavior of the correlation function is conjectured as [15]

$$M_r(t) = \frac{1}{(4t)^{3/2}} \left( r + c \frac{1-p}{p} \right); \quad (8)$$

with  $c = 3/4 \pm 0.2$ . In Eq. (8), we are using the notation in Ref. [15].  $M_r(t)$  should not be confused with  $M(r;t)$ .  $M_r(t)$  and  $M(r;t)$  are defined in the hard core and boson models, respectively. Actually, we can provide the exact value of  $c$  if we accept that the asymptotic behavior of the correlation function takes the form of Eq. (8). Since the time derivative of the density  $\rho(t)$  whose exact asymptotic behavior is exactly known as  $\rho(t) \sim 1 - \frac{p}{4t}$  is related to the correlation function with  $r = 1$  in such a way that

$$\frac{d \rho(t)}{dt} = -2pM_1(t); \quad (9)$$

it is easy to deduce that  $c = \frac{p}{4}$  which is consistent with the numerically estimated value in Ref. [15].

By the same token, we conjecture that the asymptotic behavior of the correlation function  $M(r;t)$  should be

$$M(r;t) \sim M_{as}(r;t) \sim \frac{1}{(4t)^{3/2}} \left( r + \frac{1}{2} \right) \quad (10)$$

for all  $r \geq 0$ . As far as we are aware of, the asymptotic behavior of the boson correlation function has not been studied before. If  $D \in \frac{1}{2}$ , the correlation function can be found by changing  $t \rightarrow 2D t$  and  $\gamma \rightarrow (2D)^{-1}$ . Since the fixed point corresponds to  $\gamma = 1$ ,  $M(r;t)$  should follow the same form as  $M_r(t)$  in Eq. (8) with  $p = 1$  for sufficiently large  $r$ , which is consistent with Eq. (10). When  $\gamma = 1$  from the beginning,  $M(0;t)$  should be zero by definition, which is also satisfied by Eq. (10). Moreover, for finite  $t$ ,  $M(r;t)$  in Eq. (10) satisfies the exact equation

$$\frac{d \rho(t)}{dt} = -2 M(0;t); \quad (11)$$

In the following, the plausibility of Eq. (10) will be checked numerically. The MC simulation following the strategy in Sec. II starts from the uncorrelated Poisson distribution with average density  $\rho_0 = 1$ . We measured  $M(r;t)$  for  $r = 0, 1, 2, 4, 8, 16, 32$ , and  $64$  up to  $t = 10^5$ . The system size is  $2^{18}$  and around  $2.5 \times 10^5$  independent samples are collected for both  $\gamma = 1$  and  $\frac{1}{2}$ . Figure 1 shows that  $M(r;t)$  follows the conjectured asymptotic form in Eq. (10) for  $\gamma = 1$  and  $\frac{1}{2}$ . Hence, we believe that the corrections due to the finiteness of  $t$  is appropriately introduced in Eq. (10).

The MC simulations of bosonic RD systems can be used to confirm the equivalence between the (discrete) microscopic models and (continuous) Langevin equations, if exists. From the coherent state path integral representation of the bosonic systems [2], Langevin

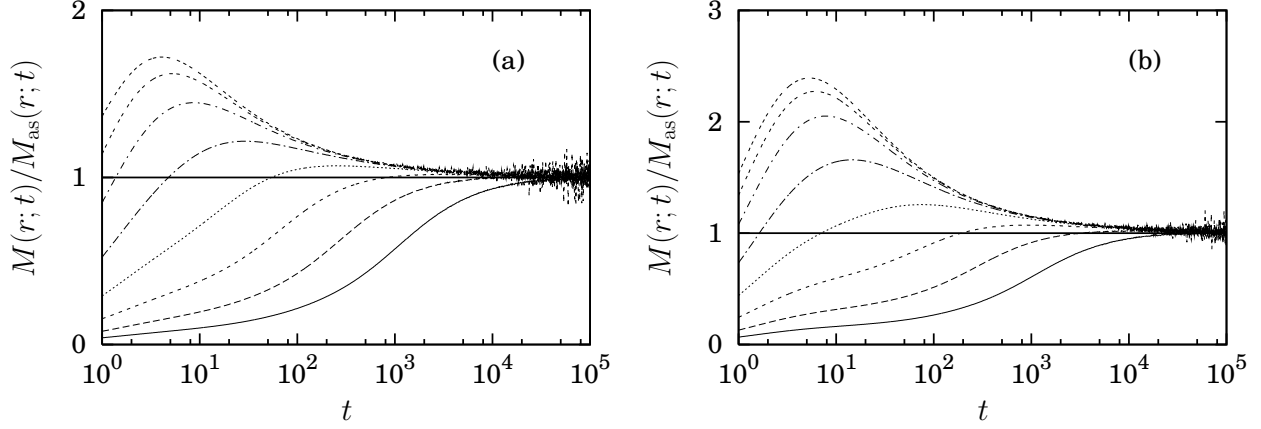


FIG. 1: Sem i-log plot of  $M(r; t)/M_{as}(r; t)$  as a function of  $t$  for (a)  $\alpha = 1$  and (b)  $\alpha = \frac{1}{2}$ , respectively. From top to bottom, the values of  $r$  are  $r = 0, 1, 2, 4, 8, 16, 32$ , and  $64$ . The straight line which is a constant function with the value of 1 is drawn as a guide to the eye. Asymptotically, all curves converge to 1 as  $t$  goes to infinity.

equation can be deduced in case each dynamics involves at most two particles. Straightforward is the derivation of Langevin equation (see, for example, Ref. [10]) which reads (Itô prescription and periodic boundary conditions are assumed)

$$da_x = dt(Dr_x^2 a_x - 2a_x^2) + i\sqrt{2a_x} dW_x; \quad (12)$$

where  $a_x$  is a complex stochastic random variable whose average is the mean number of

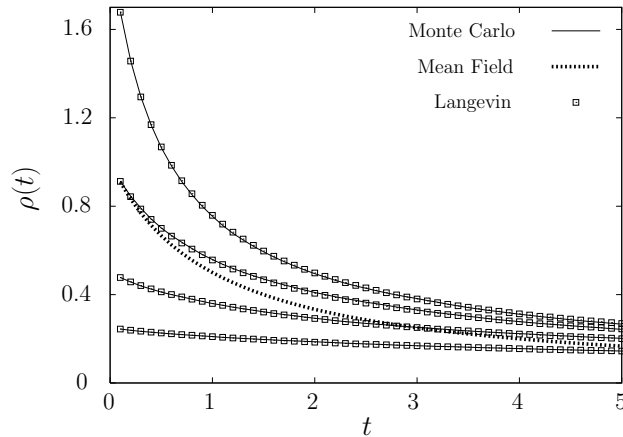


FIG. 2: Plot of  $\rho(t)$  vs  $t$  for MC simulations (straight lines) and numerical integrations of Langevin equation (square) with  $D = \frac{1}{2}$  and  $\rho_0 = 2, 1, 1/2$ , and  $1/4$  (from top to bottom). The dotted line is the mean field solution of Eq. (12) with the initial density of  $\rho_0 = 1$ .

particles at site  $x$ ,  $r_x^2$  is the lattice Laplacian defined as  $r_x^2 f(x) = f(x+1) + f(x-1) - 2f(x)$ ,  $i$  is the imaginary number, and  $W_x$  is a Wiener process with zero mean and  $\langle dW_x dW_x^\dagger \rangle = dt \delta_{xx'}$ . Initially,  $a_x$  takes the value of  $\rho_0$  which corresponds to the initial density of the uncorrelated Poisson distribution with mean  $\rho_0$ . This equation is integrated using Euler scheme with  $\Delta t = 2.5 \times 10^{-5}$  and the system size of  $2^{15}$ . In Fig. 2, numerical integration results are shown with comparison to MC simulations. Within statistical error, these two approaches show the same behavior. Since the deviation from the mean field solutions are prominent, we believe that Fig. 2 shows clearly the equivalence of two approaches for the annihilation model. Needless to say, the numerical integration of Langevin equation is a much harder job than the Monte Carlo simulation.

### B. cyclically coupled model

The absorbing phase transition (APT) has been extensively studied as a prototype of the nonequilibrium critical phenomena [16]. The RG based on the boson systems has applied successfully especially to the models belonging to the directed percolation (DP) universality class. Recently, the particle number probability distribution for boson models belonging to the DP class was studied numerically and confirmed the RG predictions [17].

On the other hand, the pair contact process with diffusion (PCPD) defies any numerical and analytical conclusion to date [18]. Although the driven PCPD (DPCPD) studied in Ref.

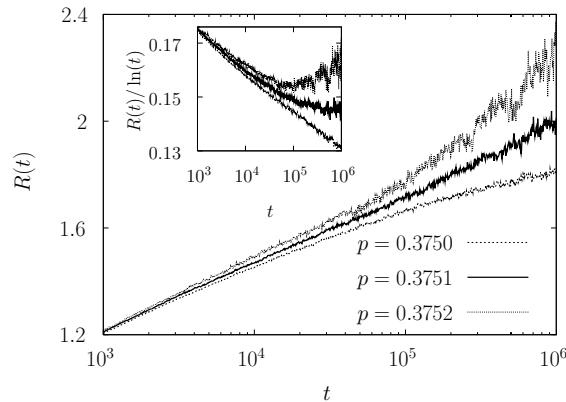


FIG. 3: Semi-log plot of  $R(t)$  vs  $t$  of the CC with the biased diffusion of A species at  $p = 0.3750$ ,  $0.3751$ , and  $0.3752$ . At criticality, clear logarithmic behavior is observed as in Ref. [19]. Inset: A plot of  $R(t)/\ln(t)$  vs  $t$  in the semi-log scales.

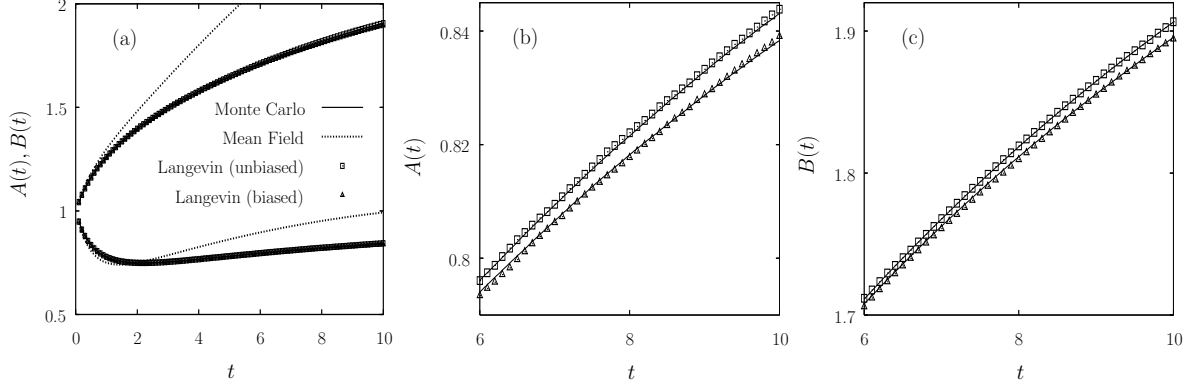


FIG . 4: (a) The densities of each species for both the biased and unbiased CCs as a function of  $t$  are depicted. Red lines are from MC simulations and dots with square and triangle symbols are from numerical integrations. For comparison, mean field solutions are also shown. (b) Close-up of the interval  $6 \leq t \leq 10$  of (a). The upper (lower) curve is the  $A(t)$  vs  $t$  plot for the biased (unbiased) CC. (c) Same close-up with (b), but the plots are for  $B(t)$ .

[19] seems to conclude that PCPD forms a different universality class from the DP, recent extensive numerical study [20] revives the scenario that the PCPD will eventually found to belong to the DP class after a huge corrections to scaling.

The bosonic variant of the PCPD was studied in Ref. [13]. Since the PCPD involves two independent "excitations" such as particles and pairs, it is a natural generalization to consider from the beginning a two species model which captures the main physics of the PCPD. The two species model described by hard core particles was introduced and studied in Ref. [21]. This section introduces a bosonic variant and studies it using both MC simulations and Langevin equations.

The model is defined as follows: There are two species, say A and B. Each species diffuses with rate  $D_A$  and  $D_B$ , respectively. Each B particle can be annihilated ( $B \rightarrow \emptyset$ ) with rate  $\gamma$ , branch another B particle ( $B \rightarrow 2B$ ) with rate  $\beta$ , and transmute into two A particles ( $B \rightarrow 2A$ ) with rate  $\delta$ . Every pair of B particles at the same site can be coagulated ( $2B \rightarrow B$ ) with rate  $\alpha$ . Every pair of A particles produce a B particle and are removed ( $2A \rightarrow B$ ) with rate  $\eta$ . We call this model the cyclically coupled (CC) model.

Using rates  $D_B = 0.1, D_A = 0.5, \gamma = 0.2, \beta = 0.5, \delta = 2 = 0.6 p$ , and  $\alpha = 0.6 (1 - p)$  with tuning parameter  $p$ , the critical behavior of the CC is found to be similar to the PCPD (not shown). The density of A (B) species at time  $t$ , say  $A(t)$  ( $B(t)$ ), which has a connection

to the isolated (paired) particle of the PCPD, is measured during MC simulations. Since recent extensive numerical observation claims that the critical exponent  $\nu_k$  of the PCPD should be smaller than 0.185 [20] with a huge corrections to scaling, the observation of the CC for a short time such as  $10^7$  will not be enough to conclude the universality class of the CC. However, the relative bias between different species is expected to trigger the shift of the critical exponents in one dimension, as happens in the DPCPD [19]. If this happens in the CC, it is safe to say that the CC and the PCPD shares the critical behavior.

Let A particles hop only to the right with rate 1 and keep all other reactions including hopping of B species the same. If the PCPD and the CC are completely equivalent in the sense of the universality, the logarithmic correction at criticality is expected [19]. As shown in Fig. 3,  $R(t) (= A(t)/B(t))$  which is a ratio of two densities at time  $t$  behaves as logarithm at criticality.

Since the CC is expected to belong to the same universality class as the PCPD, a proper Langevin equation which is equivalent to the CC can be a candidate for an analytical treatment of the PCPD and DPCPD. Following standard path integral formalism [2], one can derive the action of the CC, which reads

$$\begin{aligned} L = & a_x [\partial_t a_x - D_A r_x^2 a_x + v \partial_k a_x - 2 b_x - 2 a_x^2] \\ & + b_x [\partial_t b_x - D_B r_x^2 b_x - r b_x + b_x^2 - a_x^2] \\ & - \frac{1}{2} b_x^2 (2 b_x - 2 b_x^2) - \frac{1}{2} a_x^2 (2 b_x - 2 a_x^2); \end{aligned} \quad (13)$$

where the average of the field  $a_x$  ( $b_x$ ) corresponds to the density of species A (B) at site  $x$  and  $r = \frac{v}{D_A + v} + \frac{v}{D_B + v}$ . Along  $k$  direction, A particles hop to the right (left) with rate  $D_A + v$  ( $D_A - v$ ). The corresponding Langevin equations are

$$\begin{aligned} da_x = & dt (D_A r_x^2 a_x - v \partial_k a_x + 2 b_x - 2 a_x^2) \\ & + \sqrt{2 b_x - 2 a_x^2} dW_x; \end{aligned} \quad (14a)$$

$$\begin{aligned} db_x = & dt (D_B r_x^2 b_x + r b_x - b_x^2 - a_x^2) \\ & + \sqrt{2 b_x - 2 b_x^2} dV_x; \end{aligned} \quad (14b)$$

where  $W_x$  and  $V_x$  are independent Wiener processes.

In Fig. 4, comparison of the MC simulations to the numerical integrations of Langevin equations (14) at  $p = 0.29$  is illustrated. Initially,  $a_x$  and  $b_x$  are set to 1. The system size for the numerical integration is  $2^{15}$  and around 50 samples are independently generated with

$t = 2.5 \times 10^{-5}$ . Up to  $t = 10$ , the difference between the unbiased and biased CCs is minute, but, within statistical error, the behavior of two models can be discerned from each other via both MC simulations and integrations of the Langevin equations. Hence, Eqs. (14) are shown to correctly describe the CC.

Although the Langevin equations (14) are derived from the action (13) and those are shown to describe correctly the critical behavior of the PCPD and DPCPD, we are not insisting that Eq. (13) contains all relevant (or sometimes dangerously irrelevant) terms in the RG sense. Recently, Langevin equation for the PCPD with the real variables are proposed and studied in Ref. [22] to find a viable field theory, but the RG calculation is still open.

#### IV. SUMMARY

To summarize, Using the algorithm proposed in Ref. [13] to simulate the general bosonic reaction-diffusion systems, single species annihilation and the cyclically coupled models are studied. For single species annihilation model, the exact asymptotic behavior of the correlation function is conjectured and the equivalence of the Langevin equation derived from the path integral formalism to the discrete boson model is fully appreciated. From the cyclically coupled model, we derive the Langevin equation for both biased and unbiased cases. By simulating discrete models and integrating the Langevin equations numerically, these continuum equations are shown to describe the critical behavior of the PCPD and DPCPD.

- 
- [1] See, for example, *Nonequilibrium Statistical Mechanics in One Dimension*, edited by V. Privman (Cambridge University Press, Cambridge, 1997).
  - [2] M. Doi, *J. Phys. A* **9**, 1465 (1976); **9**, 1479 (1976); P. Grassberger and M. Scheunert, *Fortschr. Phys.* **28**, 547 (1980); L. Peliti, *J. Phys. (Paris)* **46**, 1469 (1985).
  - [3] B. P. Lee, *J. Phys. A* **27**, 2633 (1994).
  - [4] J. Cardy and U. C. Tauber, *Phys. Rev. Lett.* **77**, 4780 (1996).
  - [5] S.-C. Park, D. Kim, and J.-M. Park, *Phys. Rev. E* **62**, 7642 (2000).
  - [6] F. van Wijland, *Phys. Rev. E* **63**, 022101 (2001).
  - [7] S.-C. Park and J.-M. Park, *Phys. Rev. E* **71**, 026113 (2005).

- [8] M .Beccaria, B .A lles, and F .Farchioni, *Phys.Rev.E* 55, 3870 (1997).
- [9] W .J.Chung and M .W .Deem , *Physica A* 265, 486 (1999).
- [10] L .Pechenik and H .Levine, *Phys.Rev.E* 59, 3893 (1999).
- [11] I .D omic, H .Chate, and M .A .M uroz, *Phys.Rev.Lett.* 94, 100601 (2005).
- [12] C .W .G ardiner, *Handbook of Stochastic M ethods for Physics, Chem istry and the Natural Sci-*  
*ences* (Springer-Verlag, Berlin, 1983).
- [13] S.-C .Park, *Phys.Rev.E* 72, 036111 (2005).
- [14] N .G .van K am pen, *Stochastic P rocesses in Physics and Chem istry*, enlarged ed. (E lsevier,  
Am sterdam , 1997).
- [15] See, e.g., S.-C .Park, J.-M .Park, and D .K im , *Phys.Rev.E* 63, 057102 (2001).
- [16] H .H inrichsen, *Adv.Phys.* 49, 815 (2000).
- [17] L .Anton, H .Park, and S.-C .Park, *J.Phys.A :M ath.Gen.* 38, 8187 (2005).
- [18] For a review , see M .Henkel and H .H inrichsen, *J.Phys.A* 37, R117 (2004).
- [19] S.-C .Park and H .Park, *Phys.Rev.Lett.* 94, 065701 (2005); *Phys.Rev.E* 71, 016137 (2005).
- [20] H .H inrichsen, cond-m at/0501075 (to appear in *Physica A* ).
- [21] H .H inrichsen, *Physica A* 291, 275 (2001).
- [22] I .D omic, H .Chate, and M .A .M uroz, cond-m at/0505171.