

Field-Induced Transition on Triangular Plane in the Spin Ice Compound $\text{Dy}_2\text{Ti}_2\text{O}_7$

Ryuji Higashinaka

Department of Physics, Kyoto University, Kyoto 606-8502, Japan

Yoshiteru Maeno

*Department of Physics, Kyoto University, Kyoto 606-8502, Japan and
International Innovation Center, Kyoto University, Kyoto 606-8501, Japan*

(Dated: June 28, 2018)

The origin of the lowest-temperature anomaly reported several years ago using a polycrystalline sample of the spin ice compound $\text{Dy}_2\text{Ti}_2\text{O}_7$ had remained unresolved. Here we finally clarify its origin by susceptibility measurements down to 65 mK using single crystals under accurate control of the magnetic fields in two independent directions. We demonstrate that the transition is induced under a subtle field combination that precisely cancel the nearest-neighbor spin interactions acting on the spins on the triangular lattice within the pyrochlore structure. Contrary to the other two field-induced transitions, this transition is driven only by the interactions beyond the nearest neighbors. Our observation thus provides the first qualitative evidence for the essential importance of the dipolar interaction beyond the nearest neighbors in the spin ice.

PACS numbers: 75.30.Kz, 75.40.Gb, 75.50.Lk

Recently, the physics of geometrically frustrated systems has attracted a great deal of attention, because a variety of unconventional spin behavior emerges as a result of the suppression of ordinary long-range ordered states. Among them, the spin ice behavior is peculiar since the spin frustration originates from ferromagnetic (FM) interactions, in contrast with frustration due to antiferromagnetic (AFM) interactions commonly found in systems based on triangular spin configuration. In spin ice compounds such as $\text{Ho}_2\text{Ti}_2\text{O}_7$ and $\text{Dy}_2\text{Ti}_2\text{O}_7$ [1, 2], crystal field effects endow the ground state of Ho^{3+} and Dy^{3+} ions with a doublet with strong Ising anisotropy along the local $\langle 111 \rangle$ direction [3]. Since these ions have large magnetic moments, the dominant interaction is FM dipolar interaction D_{nn} , not AFM exchange interaction J_{nn} , and the effective nearest neighbor (nn) interaction $J_{\text{eff}} (= D_{\text{nn}} + J_{\text{nn}})$ is FM. Throughout this paper, we use the term “spin” to designate the magnetic moment of a rare earth ion. The FM-nn interaction leads to the “2-in 2-out” ground state in which two of the four spins on each tetrahedron point inward and the other two outward. Such a “2-in 2-out” constraint, called the ice rule from the analogy to the proton ordering in water ice, and the resulting spin configurations induce a macroscopically degenerate ground state with a residual entropy.

At first, the spin ice behavior was expressed by the near neighbor spin-ice model considering only J_{eff} [1]. However, in order to explain some key experimental features quantitatively the dipolar spin-ice model was introduced, in which the importance of long-range dipolar interaction is emphasized [4]. By Monte Carlo simulations based on this model, it was possible to reproduce the results of powder neutron diffraction patterns [5]. The model further predicts a phase transition to the

true ground state using a spin loop move algorithm [6], although the predicted transition has not been observed experimentally down to 65 mK [7]. In addition, it has recently been shown that long-range dipolar interactions are largely screened but the remaining medium-range interaction within several neighbors plays an important role in the q -dependent susceptibility and is the cause of the ordering [8]. For definitive evidence of the importance of the dipolar interaction apart from the nn interaction, it is crucial to demonstrate a phenomenon induced directly by the further neighbor interactions.

An outstanding problem related to the above discussion concerns the origin of the peak in the specific heat divided by temperature C/T around 0.35 K observed in polycrystalline $\text{Dy}_2\text{Ti}_2\text{O}_7$ by Ramirez *et al.* [2]. They reported three peaks at 1.2, 0.45 and 0.35 K in C/T . Curiously, the peak temperatures are almost independent of the applied magnetic field strength. From the specific heat for the $[110]$ field direction [9], the origin of the peak at 1.2 K has been ascribed to the ordering of spin chains with the Ising axes *perpendicular* to the field direction [10, 11]. In contrast, the origin of the 0.45 K peak is most probably related to the transition from “Kagome-ice state” to 1-in 3-out ordered state induced when magnetic field is *parallel* to the $[111]$ direction [12, 13, 14, 15]. However, to the best of our knowledge there have been no experimental reports clarifying the origin of the lowest temperature peak at 0.35 K.

Very recently, J. Ruff *et al.* theoretically proposed an origin for the 0.35 K peak [11]. The pyrochlore lattice can be viewed as an alternating stacking of the triangular and Kagome planes normal to the $[111]$ direction (Fig. 1(a)). In a range of field direction within the Kagome plane centered at the $[11\bar{2}]$ direction the

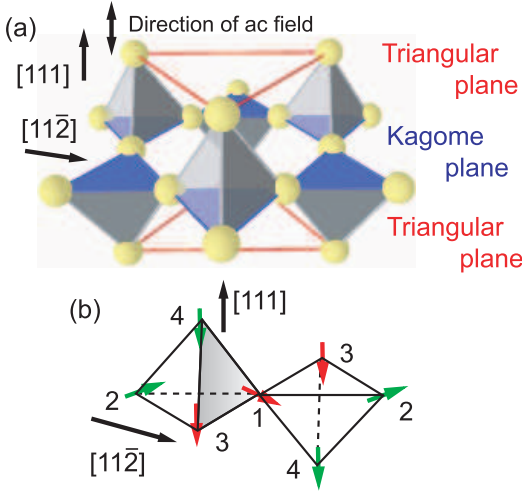


FIG. 1: (color online) (a) The relation between the pyrochlore lattice and two field directions. A pyrochlore lattice consists of an alternating stacking of the triangular (red) and Kagome planes (blue) along the [111] direction. The [112] direction is in the Kagome plane. (b) One of the possible spin configurations of a pair of tetrahedra. The arrows at the vertices of a tetrahedron represent the magnetic moment of Dy^{3+} ions.

directions of all the spins on the Kagome planes are determined by this field. However, the spins on the triangular planes are perpendicular to this field and are experiencing no Zeeman interaction. Thus, the direction of these spins is decided only by the effective nn interaction, J_{eff} . As shown in Fig. 1 (b), three spins (1, 2 and 3) on the Kagome plane are fixed in a 1-in 2-out configuration for the up-tetrahedron and 2-in 1-out for the down-tetrahedron. Then the ice-rule constraint makes *all* the spins on the triangular planes (4) point along the $[\bar{1}\bar{1}\bar{1}]$ direction. In this situation, an additional [111] magnetic field may cancel out J_{eff} on spins labeled (4). These spins (4) are among themselves third nearest neighbors on the pyrochlore lattice. Combined spins on different triangular layers form a face centered cubic (FCC) lattice when effects from the spins on the Kagome planes are neglected. Under such a canceling field, the residual spin-spin interactions, which mainly consists of long-range dipolar interaction and the third nearest-neighbor exchange interaction J_3 , become important. Such interactions are expected to induce a FM ordering of these spins if J_3 is not too strongly AFM [11]. Here we experimentally identify the predicted field-induced transition as the origin of the anomaly at low temperature.

We used single crystals of $\text{Dy}_2\text{Ti}_2\text{O}_7$ grown by a floating zone method [7], and subsequently annealed at 700 °C in O_2 for 24 hours. Two samples were cut from single crystalline rods into a thin plate with the plane normal to the [111] direction and a pencil-shape rod parallel to the [111] direction. The size and mass of the two samples

were approximately $1.7 \times 1.7 \times 0.7 \text{ mm}^3$ and 14 mg, and $0.8 \times 1.0 \times 3.2 \text{ mm}^3$ and 19 mg, respectively. The [112] direction lies on the (111) plane. The real component χ' and the imaginary component χ'' of ac susceptibility were measured by a mutual inductance method down to 65 mK using a commercial dilution refrigerator. The strength of the ac field was 0.05 Oe-rms along the [111] direction. In order to control the magnetic field along the [112] and [111] directions independently, we used a “vector magnet” system consisting of two superconducting magnets [16]. One of the magnets points along the horizontal axis H_x and the other one along the vertical axis H_z (aligned to the [111] direction). We can apply fields up to 5 T for H_x and 3 T for H_z . These two magnets are rotated around the cryostat using a pulse motor with an angular precision of 0.01 degree. To ensure good thermal contact, we evaporated gold films on the sample surfaces and linked the sample to the heat bath using a 100- μm gold wire. We used a pair of Hall sensors for obtaining an accurate field alignment along the [112] and [111] directions. We determine the azimuthal angle ϕ_K in the Kagome plane between the directions of H_x and [112] by the signal of Hall sensors; at $\phi_K = 0$, H_x is parallel to the [112] direction. The overall accuracy of the field alignment including the resolution of the Hall sensors and misalignment between the Hall sensors and the crystal axes were within 2 degrees for the [112] direction and 1 degree for the [111] direction. Because the field direction changes continuously, it is difficult to estimate an accurate demagnetization factor, and we present data here with no demagnetization correction.

In the measurements, we first applied $\mu_0 H_x = 3 \text{ T}$ along the [112] direction in order to hold the spins on the Kagome planes and then varied an additional H_z along the [111] direction. At $\mu_0 H_x = 3 \text{ T}$, the Zeeman energy for the spins 1 (Fig. 1 (b)) is $E_Z^{(1)} = g_J J \mu_B (\mu_0 H_x) \cos \theta_1 = 19.1 \text{ K}$ and for the spins 2 and 3, $E_Z^{(2)} = E_Z^{(3)} = g_J J \mu_B (\mu_0 H_x) \cos \theta_2 = 9.6 \text{ K}$. Here g_J is Landé’s g factor, $J = 15/2$ is the total angular momentum, μ_B is the Bohr magneton, μ_0 is permittivity and θ_i is the angle between the field direction and Ising axis at site i . These values are much greater than both the effective nn interaction, $J_{\text{eff}} = 1.11 \text{ K}$ [4] and the measurement temperatures in this experiment. Therefore, at relatively small H_z/H_x , all the spins on the Kagome planes are fixed by H_x .

In Fig. 2, we show the temperature dependence of χ' and χ'' at $\mu_0 H_x = 3 \text{ T}$, at various $\mu_0 H_z$ and at 497 Hz for $\phi_K = 0^\circ$ for a pencil-shape sample. Both components are highly asymmetric with respect to H_z . At $\mu_0 H_z = 0.20 \text{ T}$, the changes are most pronounced. In contrast, at $\mu_0 H_z = -0.20 \text{ T}$ and at other values of H_z both components change little with temperature. Such enhancements around 0.2 T are also observed clearly in H_z dependence discussed later (Fig. 3). In addition,

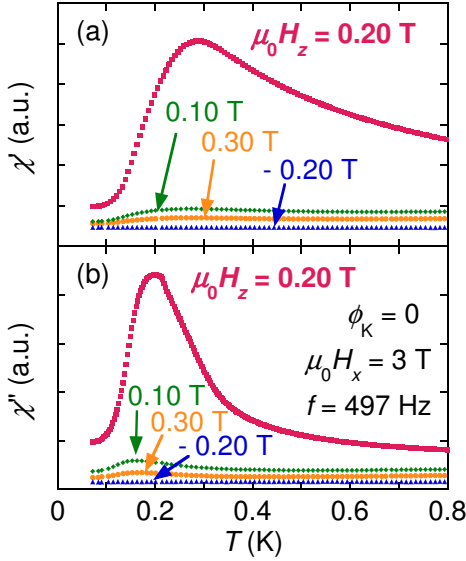


FIG. 2: (color online) Temperature dependence of real and imaginary parts of the ac susceptibility (a) χ' and (b) χ'' of $\text{Dy}_2\text{Ti}_2\text{O}_7$. Note that both components are highly asymmetric in H_z . Features below 0.3 K for $\mu_0 H_z = 0.20$ are attributable to a magnetic transition.

even at higher temperature (~ 0.8 K), both components are enhanced at $\mu_0 H_z = 0.2$ T. This large response to the small ac field strongly suggests the spins on the triangular planes are freed from the spin-ice constraint and the external fields, and become paramagnetic. This is exactly expected by the theory of Ruff *et al.* [11] that the small [111] field (~ 0.24 T) cancel out J_{eff} for spins on the triangular planes.

At $\mu_0 H_z = 0.20$ T, there is a broad peak centered at 0.29 K in χ' and a peak at 0.20 K in χ'' . We also observed these peaks at almost the same temperature $T = 0.28 \pm 0.01$ K for different frequencies (50, 1.75 k and 3 kHz; data not shown). This invariance of the peak temperature indicates that the peaks are associated with a transition to long-range magnetic order rather than with spin freezing [17]. The results of thin plate sample are qualitatively the same as those of pencil-shape sample (data not shown).

In Fig. 3 we show the H_z dependence of χ' at $\mu_0 H_x = 4$ T and at 0.30 K for $\phi_K = 0^\circ$ and 180° . Most importantly, we find that at $\phi_K = 60 \times 2n$ deg. ($n = \text{integer}$), χ' exhibits a peak at a certain positive H_z ($\mu_0 H_z \sim 0.2$ T, $\phi_K = 0^\circ$). In contrast, at $\phi_K = 60(2n+1)$ deg. the peak in χ' appears at the corresponding negative H_z ($\mu_0 H_z \sim -0.2$ T, $\phi_K = 180^\circ$). This field reversal is indeed expected by the difference of the stable spin configuration under different H_x direction. When we rotate H_x by 60 degrees, the stable spin configuration on the Kagome lattice changes from 2-in 1-out to 1-in 2-out for the up-tetrahedron and vice versa for the down-tetrahedron (Fig. 1(b)). At the same time, the stable spin direction

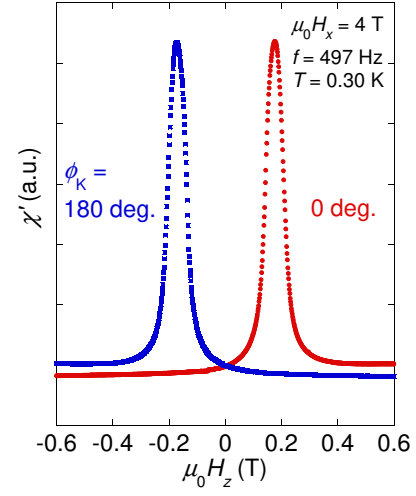


FIG. 3: (color online) Dependence of the real part of the ac susceptibility χ' on the field strength along the [111] direction for $\phi_K = 0^\circ$ and 180° . When H_x is rotated by 180 (60×3) degrees, the sign of the peak field changes.

on the triangular planes changes from the $[\bar{1}\bar{1}\bar{1}]$ to $[111]$ direction and the sign of the required canceling field H_z changes. The observed asymmetry in H_z and the sign reversal of the characteristic H_z by the rotation of H_x strongly suggest that this anomaly is indeed due to the predicted spin ordering on the triangular planes [11].

If the field alignment is accurate, the absolute value of the peak field H_z should be the same. In reality, there is a little misalignment of both fields in the experiment. A small difference among the peak fields at different ϕ_K is attributable to a small misalignment of H_x from the (111) plane. From the H_x dependence of the peak field (data not shown), we can evaluate the critical field by extrapolating the peak field in H_z for various H_x to $\mu_0 H_x = 0$ T and the misalignment angle by considering the difference between the critical field and actual peak value. From this procedure using the data at $n = 0$ to 5 for ϕ_K , we evaluated the critical field $\mu_0 H_c$ as 0.25 ± 0.01 T and the misalignment as about 2 degrees. This H_c is consistent with the theoretical expectation. The expected Zeeman energy of a spin on the triangular planes by the combined nn exchange and dipolar energies is 1.71 K considering long-range dipolar interaction by the Ewald method [11]. Thus, the scale of the critical field H_c is estimated as $1.71 \text{ K} / (g_J \langle J_z \rangle \mu_B / k_B) = 0.25$ T.

In Fig. 4, we show the H_z dependence of χ' and χ'' at 0.3 K and at various H_x for $\phi_K = 0^\circ$. With decreasing horizontal field H_x , the peak around $\mu_0 H_z = 0.22$ T disappears below $\mu_0 H_x = 1.2$ T. This is compatible with the behavior of C/T of polycrystals reported by Ramirez *et al.* [2] for which the peak appears only for fields above 1 T. This provides additional evidence that the origin of the low temperature peak in C/T is the ordering of the spins on the triangular planes.

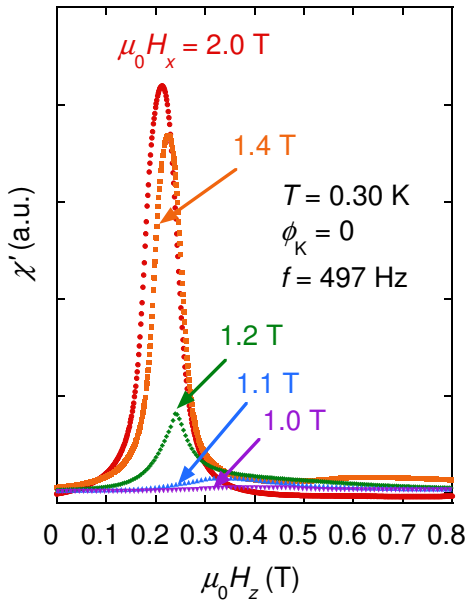


FIG. 4: (color online) Variation of the ac susceptibility peak with the field H_z along the $[111]$ direction and H_x along the $[11\bar{2}]$. The peak around $\mu_0 H_z = 0.22$ T disappears below $\mu_0 H_x = 1.2$ T.

These anomalies in χ' and χ'' emerge under the condition that the effective nn interaction for the triangular spins are canceled out and the long-range dipolar and further neighbor exchange interaction between these spins are important. Until now, there have been some discussions about the importance of the long-range interactions for explaining the physics of spin ice, for example, fitting the specific heat C_v [4, 5] and the neutron structure factor $S(\mathbf{q})$ [5]. In these discussions while of quantitative relevance, the importance of the long-range interaction was not made so qualitatively clear and important. Our report here marks the first experimental demonstration of a phenomenon in the spin ice originating from the long-range interaction.

The observed critical field is in good agreement with the theoretical expectation. The predicted process also explains the behavior in polycrystals: grains satisfying the critical condition $\mu_0 H_{[111]} = \mu_0 H_c = 0.25$ T with $\mu_0 H_{[11\bar{2}]} > 1.2$ T exhibit magnetic transitions one after another with increasing magnetic field. In the Monte Carlo simulation [11], using a simple dipolar spin ice model with long-range dipolar interaction and only the nn exchange interaction J_{nn} , FM ordering of the spins on the triangular planes occurs at 0.65 K. When the AFM third nearest-neighbor exchange interaction $J_3 = -0.027$ K is included ($J_3 = 0$ in the simple dipolar spin ice model), the transition shifts to 0.28 K with the ordering of the spins on the triangular planes still FM. Although it is difficult to conclude solely from the present ac susceptibility measurement that this ordering is FM ordering as theoretically predicted, the observed

large peaks in the dissipation χ'' are consistent with the motions of FM domains.

The estimated value of J_3 from this procedure, however, is not consistent with that to reproduce the transition under the $[110]$ field, which is well fitted with $J_3 = 0$. To resolve this discrepancy, one may have to reconsider the exchange parameters beyond nearest neighbors in the dipolar spin ice model [4], including second neighbor exchange interaction J_2 . For the field-induced transition reported here, the role of J_2 is merely to renormalize the value of H_c slightly.

In summary, by ac susceptibility measurements of single crystals of the spin ice $\text{Dy}_2\text{Ti}_2\text{O}_7$ under well-controlled magnetic fields, we finally clarified the origin of the unresolved anomaly reported in the polycrystals. We clarified its origin as a field-induced magnetic transition governed by the long-range dipolar interaction beyond the nearest neighbors, as predicted by the recent theory by Ruff *et al.*

The authors are grateful to M. Gingras, J. Ruff and R. Melko for useful discussion and sending their results on the theoretical expectation before publication, to K. Deguchi for his technical help as well as useful advices and to H. Fukazawa and S. Nakatsuji for useful discussion. This work has been supported by Grants-in-Aid for Scientific Research (S) from JSPS and for the 21 Century COE “Center for Diversity and Universality in Physics” from MEXT of Japan.

-
- [1] M. J. Harris, S. T. Bramwell, D. F. McMorrow, T. Zeiske, and K. W. Godfrey, *Phys. Rev. Lett.* **79**, 2554 (1997).
 - [2] A. P. Ramirez, A. Hayashi, R. J. Cava, R. Siddharthan, and B. S. Shastry, *Nature* **47**, 777 (1999).
 - [3] Y. M. Jana, A. Sengupta, and D. Ghosh, *J. Mag. Mag. Mater.* **248**, 7 (2002).
 - [4] B. C. den Hertog and M. J. P. Gingras, *Phys. Rev. Lett.* **84**, 3430 (2000).
 - [5] S. T. Bramwell, M. J. Harris, B. C. den Hertog, M. J. P. Gingras, J. S. Gardner, D. F. McMorrow, A. R. Wildes, A. Cornelius, J. D. M. Champion, R. G. Melko, et al., *Phys. Rev. Lett.* **87**, 047205 (2001).
 - [6] R. G. Melko, B. C. den Hertog, and M. J. P. Gingras, *Phys. Rev. Lett.* **87**, 067203 (2001).
 - [7] H. Fukazawa, R. G. Melko, R. Higashinaka, Y. Maeno, and M. J. P. Gingras, *Phys. Rev. B* **65**, 054410 (2002).
 - [8] S. V. Isakov, R. Moessner, and S. L. Sothdhi, *cond-mat/0502137* (2005).
 - [9] Z. Hiroi, K. Matsuhira, and M. Ogata, *J. Phys. Condens. Matter* **72**, 3045 (2003).
 - [10] S. Yoshida, K. Nemoto, and K. Wada, *J. Phys. Soc. Jpn.* **73**, 1619 (2004).
 - [11] J. P. C. Ruff, R. G. Melko, and M. J. P. Gingras, *Phys. Rev. Lett.* **95**, 097202 (2005).
 - [12] Z. Hiroi, K. Matsuhira, S. Takagi, T. Tayama, and T. Sakakibara, *J. Phys. Soc. Jpn.* **72**, 411 (2003).

- [13] R. Higashinaka, H. Fukazawa, and Y. Maeno, Phys. Rev. B **68**, 014415 (2003).
- [14] T. Sakakibara, T. Tayama, Z. Hiroi, K. Matsuhira, and S. Takagi, Phys. Rev. Lett **90**, 207205 (2003).
- [15] R. Higashinaka, H. Fukazawa, K. Deguchi, and Y. Maeno, J. Phys. Soc. Jpn. **73**, 2845 (2004).
- [16] K. Deguchi, T. Ishiguro, and Y. Maeno, Rev. Sci. Instrum. **75**, 1188 (2004).
- [17] In the crossover regions between the classical and “quantum” relaxations, it is the peak frequency in χ'' that is reported to become nearly constant. Thus it is quite different from the constancy of the peak temperature reported here. See K. Matsuhira *et al.*, J. Phys.: Condens. Matter **13**, L737-L746 (2001); J. Snyder *et al.*, Phys. Rev. Lett., **91**, 107201 (2003).