

Insulating State of Granular Superconductors in a Strong Coupling Regime

I. S. Beloborodov,¹ Ya. V. Fominov,^{2,1} A. V. Lopatin,¹ and V. M. Vinokur¹

¹*Materials Science Division, Argonne National Laboratory, Argonne, Illinois 60439, USA*

²*L. D. Landau Institute for Theoretical Physics, 119334 Moscow, Russia*

(Dated: 9 September 2005)

We analyze the possibility of the formation of a magnetic field induced insulating state in a two-dimensional granular superconductor with relatively strong intergranular coupling and show that such a state appears in a model with spatial variations of the single grain critical magnetic field. This model well describes realistic granular samples with the dispersion in grain sizes and explains qualitatively the recent experimental observation of a giant peak in the magnetoresistance of dirty superconducting films.

PACS numbers: 74.81.-g, 74.78.-w, 74.45.+c, 74.20.-z

Recent experiments on superconducting films revealed a giant peak in the low temperature magnetoresistance with the growth from several times (in polycrystalline samples [1]) to several orders of magnitude (in amorphous films [2]) as compared to the value near the superconductor-insulator transition and the re-entrant drop upon further increase of magnetic field. The magnetic field-induced insulating phase and the related superconductor-insulator transition are long known and extensive theoretical and experimental efforts [3, 4, 5, 6] resulted in a remarkable progress in their understanding. Yet the observed giant peak in magnetoresistance is puzzling and poses a challenge for theory. Recent theoretical model [7] suggested possible development of spatial inhomogeneities in amorphous samples in the vicinity of the superconductor-insulator transition and indicated the role they may play in formation of the resistivity maximum. The consequences of the existence of the superconductor islands network were explored by the numerical investigation of the model of superconducting island network [8]; the computed magnetoresistance showed a qualitative agreement with the experiment.

In the present Letter we propose and carry out the systematic analytical study of a model that describes polycrystalline and granular films and offers a natural explanation of the observed giant peak in magnetoresistance. We model superconducting inhomogeneous film in the strong magnetic field as an array of alternating superconducting (S) and normal (N) granules and demonstrate the appearance of the superconducting insulator (SI) phase observed in experiment [2]. Formation of a network of S and N grains occurs naturally within our model as a consequence of the spatial variations of the single grain critical fields that inevitably appear due to dispersion of grain sizes. Magnetic field close to the average single grain critical field drives about a half of the grains into a normal state, giving rise to the network of S and N granules, see Fig. 1. Varying the magnetic field results in the change of a relative fraction of the S and N grains.

Note that the “standard” model of array of identical

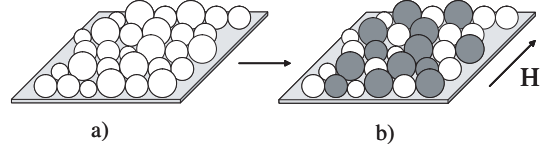


FIG. 1: (a) Superconducting film consisting of grains of slightly different sizes. (b) The same granular array under applied magnetic field close to the average single-grain critical field. Varying magnetic field results in the change of the relative concentration of superconducting (white) and normal (gray) grains.

S granules [3] cannot produce an insulating state in the regime of strong intergranular coupling. The charging energy of a single grain is renormalized [9] down to the values $\tilde{E}_c \sim \Delta/G$ where Δ is the order parameter in a single grain and G is an intergranular tunneling conductance. The Josephson coupling $E_J \sim G\Delta$ is therefore much larger than \tilde{E}_c for $G \gg 1$ that yields the superconducting rather than insulating state [5].

We consider the case where most of the grains are small enough so that the Zeeman effect is at least of the same order as the orbital one, and, as a result, the transition between the superconducting and normal states within a single grain is of the first order [10]. Such samples are the good candidates for demonstrating the SI phase since the applied strong magnetic field H close to the Clogston field H_0 will form a strongly inhomogeneous mixture of S and N grains with the order parameter in the S granules close to that in the absence of the magnetic field, Δ_0 . This picture is supported by the phase diagram, Fig. 2, of a single superconducting grain (the derivation is presented below) drawn in the coordinates Zeeman energy $h = \mu_B H$, with μ_B being the Bohr magneton vs. the size-dependent pairbreaking parameter α due to the orbital effect [in spherical grains $\alpha = D(eHa/2c)^2/5$ [11], where a is the grain diameter and D is the bulk diffusion constant]. Varying the grain size one can cross the line of the phase transition that at strong enough fields is always of the first order.

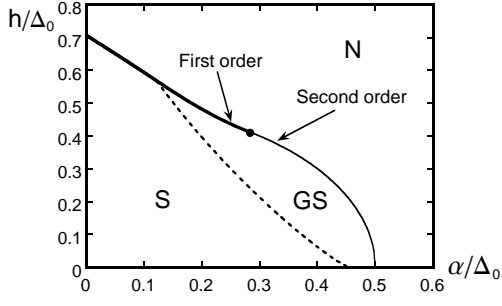


FIG. 2: Phase diagram of a superconducting grain at $T = 0$ in coordinates Zeeman energy h vs. pairbreaking parameter α . The dashed line separates the gapless (GS) and gapful (S) superconducting states. First and second order phase transition lines are shown by thick and thin solid lines, respectively.

In order to simplify our considerations we invoke a well known result of the percolation theory that in the site problem for the two-dimensional black and white alternate square (or honeycomb) lattice there exists a range of the relative concentrations of the sites where simultaneously neither black nor white sites percolate [12]. One can expect that in such a “no percolation” domain the qualitative features of the superconductor-insulator phase will not be sensitive to the particular details of the model. Therefore to simplify the calculations we consider a system with the checkerboard arrangement of the S and N granules.

We show that under applied strong magnetic field, close to the Clogston field $H_0 = \Delta_0/\sqrt{2}\mu_B$, the system indeed can transit into an insulating state with the gap in electron excitation spectrum given by

$$\Delta^{(e)} \approx (\Delta_0/16\sqrt{2}\pi G) \ln(GE_c/\Delta_0), \quad (1)$$

where G is the tunneling conductance (in units of $2e^2/\hbar$) [13] and E_c is the single grain charging energy. This suggests the conductivity behavior $\sigma \sim \exp(-\Delta^{(e)}/T)$. Equation (1) is obtained in the approximation of the nearest neighbor tunneling between the grains. To verify whether the higher order tunneling processes can indeed be neglected, we analyze (i) electron tunneling between two N grains via a virtual state in an S grain and (ii) Cooper pair tunneling between S grains via an N grain. Small amplitudes of these processes ensure the stability of the insulating state with respect to formation of the metallic and superconducting state, respectively. Analyzing the corresponding corrections we show that the insulating state is stable as long as $G < G^*$, where

$$G^* \sim (\Delta_0/\delta)^{1/3}, \quad (2)$$

where δ is the mean energy level spacing in a single grain. Since the ratio Δ_0/δ is large (otherwise even the mean field approximation for a single grain cannot be used), G^* is larger than the critical value $G_c \approx (1/4\pi) \ln(E_c/\delta)$ that marks the onset of strong Coulomb correlations in

the two-dimensional granular array in the absence of superconductivity [14, 15]. Thus, for samples with intergranular conductance laying within the interval (G_c, G^*) the insulating state is indeed induced by the local superconducting correlations.

Now we turn to the derivation of our main results beginning with the phase diagram presented in Fig. 2. The difference of the thermodynamic potentials of the superconducting and normal states of a single grain of the size less than the coherence length can be written as

$$\Omega = \frac{|\Delta|^2}{\lambda\delta} + \frac{\pi T}{\delta} \sum_{\omega} [\alpha f f^\dagger - 2\tilde{\omega}(g - \text{sgn } \omega) - \Delta f^\dagger - \Delta^* f]$$

where λ is electron-electron coupling constant, $\tilde{\omega} = \omega - i\hbar$ with ω being the fermionic Matsubara frequency, and g , f , and f^\dagger are the Usadel Green functions [16] subject to the constraint $g^2 + f f^\dagger = 1$. Varying Ω with respect to f^\dagger under the above constraint results in the zero-dimensional Usadel equation

$$\alpha g f = \Delta g - \tilde{\omega} f, \quad (3)$$

while varying in Δ^* yields the self-consistency equation

$$\Delta = \lambda\pi T \sum_{\omega} f \quad (4)$$

(below we choose Δ to be real and $f = f^\dagger$). The second order phase transition line can be obtained by solving Eq. (3) in the first order with respect to Δ and inserting the resulting f function into Eq. (4). At $T = 0$ we arrive at $\alpha^2 + h^2 = \Delta_0^2/4$ [17]. The second order phase transition line turns into the first order one (see Fig. 2) that can be found by solving Eqs. (3) and (4) under condition $\Omega = 0$. At $\alpha = 0$ we reproduce the Clogston result [10] for the critical field $h_0 = \Delta_0/\sqrt{2}$.

The boundary between the gapful (S) and gapless (GS) phases is obtained from the condition $\Delta_g = 0$, with Δ_g being the gap in the electron spectrum [11, 18]

$$\Delta_g = (\Delta^{2/3} - \alpha^{2/3})^{3/2} - h, \quad (5)$$

where Δ has to be found from Eq. (4) which in the gapful regime is not affected by the Zeeman term (since the spin susceptibility in this regime is zero at $T = 0$) and thus assumes a simple form $\ln(\Delta_0/\Delta) = \pi\alpha/4\Delta$ [11]. We see that at small enough grain sizes (small α) the gapless region does not exist. In what follows we will focus on the situation where the superconducting grains all have the gap. The validity of this assumption is supported by the fact that superconducting insulator phase was observed at very high magnetic fields of the order of the Clogston limit. The gapless region is obviously not favorable for the formation of the SI state.

We describe the array of S and N grains by the phase action [19]

$$S = \sum_i \int d\tau \frac{\phi_i^2(\tau)}{4E_c} + S_{ns}, \quad (6a)$$

where the first term is the Coulomb part of action with the sum going over all grains. The term S_{ns} describes the coupling of normal and superconducting grains:

$$S_{ns} = \frac{\pi G}{2} \sum_{\langle ij \rangle} \int d\tau d\tau' \alpha(\tau - \tau') \left(1 - e^{i\phi_{ij} - i\phi'_{ij}} \right), \quad (6b)$$

where summation goes over the nearest neighboring grains, the phase difference $\phi_{ij} \equiv \phi_{ij}(\tau) = \phi_i(\tau) - \phi_j(\tau)$ and the kernel $\alpha(\tau) = T^2 \sum_{\omega, \omega'} e^{-i(\omega - \omega')\tau} g_s(\omega) g_n(\omega')$ is expressed through the Usadel Green functions $g_s(\omega)$ and $g_n(\omega)$ of the S and N grains.

In the limit $G \gg 1$ the term S_{ns} can be simplified by expanding it up to second order in $\phi_{ij}(\tau)$ and using the local approximation for the kernel α to

$$S_{ns} = \frac{G g'_s(0)}{4} \sum_{\langle ij \rangle} \int d\tau \dot{\phi}_{ij}^2(\tau), \quad (7)$$

where $g'_s(0)$ is the derivative of the function g with respect to ω taken at $\omega = 0$. It can be found from Eq. (3), $g'_s(0) = (-\alpha + \Delta/f^3(0))^{-1}$, and in the limiting case that we assume, $h \approx h_0 \gg \alpha$, reduces to

$$g'_s(0) \approx 2\sqrt{2}/\Delta_0. \quad (8)$$

In the Fourier representation we obtain

$$S = \frac{a^2}{4} \int d\tau \int \frac{d^2 q}{(2\pi)^2} [E_c^{-1} + B(1 - E_{\mathbf{q}})] |\dot{\phi}_{\mathbf{q}}|^2, \quad (9)$$

where we have introduced the notations $E_{\mathbf{q}} = (1/2) \sum_{\mathbf{a}} \cos \mathbf{q} \mathbf{a}$, with \mathbf{a} being the lattice vectors, and $B = 8G g'_s(0)$. Integration over quasimomentum \mathbf{q} is over the first Brillouin zone. Equation (9) can be interpreted as the renormalization of the charging energy

$$E_c \rightarrow \tilde{E}_c(\mathbf{q}) = [E_c^{-1} + B(1 - E_{\mathbf{q}})]^{-1}. \quad (10)$$

The gap in the electron spectrum becomes $\Delta^{(e)} = \tilde{E}_{00} = a^2 \int (d^2 q / (2\pi)^2) \tilde{E}_c(\mathbf{q})$, where \tilde{E}_{00} is a diagonal element of the Coulomb interaction matrix \tilde{E}_{ij} that is given by the inverse Fourier transform of $\tilde{E}_c(\mathbf{q})$. Within the logarithmic accuracy

$$\Delta^{(e)} = (1/8\pi G g'_s(0)) \ln(G E_c / \Delta_0), \quad (11)$$

leading to Eq. (1) in the case of strong fields where Eq. (8) can be used. We see that $\Delta^{(e)}$ is indeed less than Δ_0 as long as $G \gg 1$. This justifies the local in time approximation used in obtaining Eq. (7). We note that in terms of the phase functional there is no difference between the S and N grains. However, one has to remember that the S grains have the “big” single particle gap Δ_g . At small nonzero temperatures, the electron excitations “live” only in the N grains, above the gap $\Delta^{(e)}$. Despite the superconducting gap, electrons can tunnel between

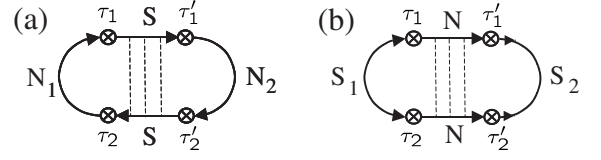


FIG. 3: Diagram (a) represents the coupling of the normal grains (N₁ and N₂) via the superconducting grain S. Diagram (b) describes the processes of Cooper pair tunneling between the superconducting grains (S₁ and S₂) via the normal grain N. Solid (electron) lines are connected via dashed lines that represent impurities form the zero-dimensional diffuson/Cooperon. Solid lines with two arrows represent the anomalous Green functions of the superconductors.

two N grains via a virtual state of an S grain, see diagram in Fig. 3(a) (this higher order tunneling process is analyzed below). Therefore the transport has the activation form with the gap $\Delta^{(e)}$.

The diagram in Fig. 3(a) should be analyzed in order to check the stability of the SI state with respect to formation of the normal state. Such tunneling processes lead to an effective coupling of N grains that due to condition $\Delta^{(e)} \ll \Delta_0$ can be viewed as an effective tunneling coupling with the conductance [20]

$$G_{ij}^{(n)} = t_{ij} G^2 g'_s(0) \delta / 4, \quad (12a)$$

where the dimensionless matrix element $t_{ij} = 2$ and $t_{ij} = 1$ for nearest and next-to-nearest neighbors in the N sublattice, respectively. This effective coupling results in the additional term in the phase action

$$S_{nn} = -\frac{1}{2\pi} \sum_{ij} G_{ij}^{(n)} \int d\tau d\tau' \frac{e^{i\phi_{ij}(\tau) - i\phi_{ij}(\tau')}}{(\tau - \tau')^2}. \quad (12b)$$

To find the correction to the Coulomb gap $\Delta^{(e)}$ in the first order in S_{nn} , we can consider the normal sublattice of the array only. The problem then becomes equivalent to the calculation of the correction to the Mott gap in the array of N grains. Using the result of [15] we obtain the correction to $\Delta^{(e)}$:

$$\delta \Delta^{(e)} = -(4 \ln 2 / \pi) \sum_i G_{0i}^{(n)} (\tilde{E}_{00} - \tilde{E}_{0i}). \quad (13)$$

Using that $E_c G \gg \Delta_0$ from Eqs. (10) and (13) we obtain

$$\delta \Delta^{(e)} = -(2 \ln 2 / \pi) G \delta. \quad (14)$$

Comparing Eqs. (1) and (14), we conclude that $\delta \Delta^{(e)} \ll \Delta^{(e)}$ if $G \ll (\Delta_0 / \delta)^{1/2}$. We note that the effective coupling (12a) also defines the prefactor in the conductivity behavior: $\sigma = (4e^2 / h) G^2 \delta g'_s(0) \exp[-\Delta^{(e)} / T]$.

Now we analyze the stability of the insulating state with respect to formation of superconductivity that may be established due to the Josephson coupling of the S

grains, see diagram in Fig. 3(b). For this purpose it is convenient to introduce an effective Hamiltonian acting on Cooper pairs and defined on the sublattice of the S grains

$$\hat{H} = 4 \sum_{ij} \hat{n}_i \tilde{E}_{ij} \hat{n}_j - (J/2) \sum_{ij} t_{ij} e^{i\varphi_i - i\varphi_j}. \quad (15)$$

The Hamiltonian is written in terms of the superconducting phase φ , which is related to the “normal” phase ϕ as $\varphi = 2\phi$. Here i, j belong to the S sublattice, $\hat{n} = -i\partial/\partial\varphi$ is the Cooper pair density operator, J is the effective Josephson coupling of S grains via a N grain, and $t_{ij} = 2$ and $t_{ij} = 1$ for nearest and next-to-nearest neighbors in the S sublattice, respectively. The insulating state of model (15) is characterized by the energy gap in the spectrum of Cooper pair excitations [21]. Due to the doubled Cooper pair charge in the limit $J = 0$ this gap is

$$\Delta^{(s)} = 4\Delta^{(e)}. \quad (16)$$

The Josephson coupling J leads to the suppression of $\Delta^{(s)}$ that in the limit of weak coupling can be found via the straightforward perturbation theory [21]

$$\delta\Delta^{(s)} = -(J/2) \sum_i t_{0i} = -6J. \quad (17)$$

The condition $\delta\Delta^{(s)} \ll \Delta^{(s)}$ is satisfied if $J \ll \Delta^{(s)} \sim \Delta_0/G$. The diagram in Fig. 3(b) in the case of large Zeeman energy, $h \approx h_0 \gg \alpha$, gives [22]

$$J = (G^2\delta/4) \ln(\Delta_0^2/h^2 - 1), \quad (18)$$

and we arrive at the estimate for the upper boundary for conductance (2) [23].

Finally, we comment on the conductivity behavior of the insulating system close to the insulator-superconductor (IS) transition. Near the IS transition the concentration of the superconducting component increases, leading to the appearance of the direct Josephson coupling between the superconducting grains. As a result, the Cooper pair gap $\Delta^{(s)}$ decreases and eventually becomes smaller than the electron gap $\Delta^{(e)}$. At the same time there is no reason for the strong suppression of the electron gap due to the Josephson coupling. Thus, closer to the IS transition at finite but low temperatures, the transport is mediated by the activation of Cooper pairs rather than by the single electron excitations, hence $\sigma \sim e^{-\Delta^{(s)}/T}$, $T \ll \Delta^{(s)}$. Thus, we expect that the resistivity within the phase transition may be described within the effective Bose model as in [4]. We note that for the SI state that we studied the direction of the applied magnetic field was not essential, however closer to the IS transition one expects the orientation of the magnetic field to be important.

In conclusion, we have explained and described the insulating state of dirty superconducting films in a strong

magnetic field in terms of the granular array model with alternating superconducting and normal granules. The considered system is a good model for realistic granular (or polycrystalline) systems with the grain size dispersion.

We thank M. V. Feigel'man for bringing our attention to the considered problem and K. B. Efetov and V. F. Gantmakher for useful discussions. This work was supported by the U.S. Department of Energy, Office of Science via the contract No. W-31-109-ENG-38. Ya.V.F. was also supported by the RFBR grants Nos. 04-02-16348 and 04-02-08159, the Russian Science Support Foundation, the Russian Ministry of Industry, Science and Technology, program “Quantum Macrophysics” of RAS, CRDF, and the Russian Ministry of Education.

-
- [1] T. I. Baturina *et al.*, JETP Lett. **79**, 337 (2004); Physica B **359-361**, 500 (2005).
 - [2] G. Sambandamurthy *et al.*, Phys. Rev. Lett. **92**, 107005 (2004); V. F. Gantmakher *et al.*, JETP Lett. **71**, 473 (2000).
 - [3] K. B. Efetov, Sov. Phys. JETP **51**, 1015 (1980).
 - [4] M. P. A. Fisher, Phys. Rev. Lett. **65**, 923 (1990).
 - [5] S. Chakravarty *et al.*, Phys. Rev. Lett. **56**, 2303 (1986).
 - [6] For a review see A. M. Goldman and N. Markovic, Phys. Today **51**, 39 (1998).
 - [7] M. V. Feigel'man, L. B. Ioffe, and E. A. Yuzbashyan, cond-mat/0504766.
 - [8] Y. Dubi, Y. Meir, and Y. Avishai, cond-mat/0505392.
 - [9] A. I. Larkin and Yu. N. Ovchinnikov, Phys. Rev. B **28**, 6281 (1983).
 - [10] A. M. Clogston, Phys. Rev. Lett. **9**, 266 (1962).
 - [11] A. I. Larkin, Sov. Phys. JETP **21**, 153 (1965).
 - [12] M. B. Isichenko, Rev. Mod. Phys. **64**, 961 (1992).
 - [13] Conductance G coincides with g_T of [14].
 - [14] I. S. Beloborodov *et al.*, Phys. Rev. Lett. **91**, 246801 (2003).
 - [15] I. S. Beloborodov, A. V. Lopatin, and V. M. Vinokur, cond-mat/0504148, to appear in Phys. Rev. B.
 - [16] N. B. Kopnin, *Theory of Nonequilibrium Superconductivity* (Oxford University Press, Oxford, 2001).
 - [17] I. S. Beloborodov, K. B. Efetov, and A. I. Larkin, Phys. Rev. B **61**, 9145 (2000).
 - [18] A. A. Abrikosov and L. P. Gor'kov, Sov. Phys. JETP **12**, 1243 (1961).
 - [19] V. Ambegaokar, U. Eckern, and G. Schön, Phys. Rev. Lett. **48**, 1745 (1982).
 - [20] D. V. Averin and Yu. V. Nazarov, Phys. Rev. Lett. **69**, 1993 (1992).
 - [21] S. Sachdev, *Quantum Phase Transitions* (Cambridge University Press, Cambridge, 2001).
 - [22] The Coulomb interaction on the normal grain can be neglected for $h \gg \tilde{E}_c \sim \Delta_0/G$. Note, that in the opposite limit of strong Coulomb interaction, $\Delta_0 \gg \tilde{E}_c \gg h$, the result is $J = (G^2\delta/2) \ln(\Delta/\tilde{E}_c)$.
 - [23] For $h = h_0 \equiv \Delta_0/\sqrt{2}$, Eq. (18) gives zero and therefore the result for the Josephson current should be written more accurately. For small α and $h_1 \equiv h_0 - h \ll h_0$ we

obtain $J = G^2 \delta \sqrt{2} (h_1 / \Delta_0 - 2\alpha / 3\Delta_0)$.