

Global persistence exponent of the 4-state Potts model

H. A. Fernandes*,¹ E. Arashiro†,¹ A. A. Caparica‡,² and J. R. Drugowich de Felício§¹

¹*Departamento de Física e Matemática, Faculdade de Filosofia,
Ciências e Letras de Ribeirão Preto, Universidade de São Paulo,*

Avenida Bandeirantes, 3900 - CEP 14040-901, Ribeirão Preto, São Paulo, Brazil

²*Instituto de Física, Universidade Federal de Goiás, 74.001-970, Goiânia (GO) Brazil*

We have investigated the global persistence exponent θ_g for the two-dimensional 4-state Potts model by using two different order parameters, the traditional and an alternative one. The estimate of the dynamical exponent θ_g found by using the alternative order parameter is in complete agreement with the result obtained through the use of the traditional order parameter. In order to validate the use of this alternative order parameter, we have also calculated the dynamic critical exponents θ and z , as well as the static critical exponents ν and β of the model. These results are in good agreement with available values in literature.

PACS numbers: 64.60.Ht, 75.10.Hk, 02.70.Uu

I. INTRODUCTION

In 1989, Janssen *et al.* [1] and Huse [2] pointed out, using renormalization group techniques and numerical calculations, respectively, that there is universality and scaling behavior even in the early stage of the time evolution of dynamic systems without conserved order parameter (model A in the terminology of Halperin *et al.* [3]).

Since then, a great deal of works on phase transitions and critical phenomena using Monte Carlo simulations in the short-time regime have been published and their results are in good agreement with theoretical predictions and numerical results found in equilibrium [4, 5, 6, 7, 8, 9].

The dynamic scaling relation obtained by Janssen *et al.* [1] for the k th moment of the magnetization, extended to systems of finite size [10], is written as

$$M^{(k)}(t, \tau, L, m_0) = b^{k\beta/\nu} M^{(k)}(b^{-z}, b^{1/\nu}\tau, b^{-1}L, b^{x_0}m_0), \quad (1)$$

where t is the time evolution, b is an arbitrary spatial scaling factor, $\tau = (T - T_c)/T_c$ is the reduced temperature and L is the linear size of the lattice. The exponents β and ν are as usually the equilibrium critical exponents associated respectively with the order parameter and the correlation length, and z is the dynamical exponent characterizing time correlations in equilibrium.

In addition to the above mentioned exponents, in this new universal regime, an independent dynamic critical exponent is found. By setting the scaling factor $b = t^{1/z}$ in Eq. (1), we obtain the first moment of the magnetization as

$$M(t) \sim m_0 t^\theta, \quad (2)$$

where m_0 represents the initial magnetization of the system at the critical temperature ($\tau = 0$). This exponent, θ , characterizes the so-called *critical initial slip*, the anomalous behavior of the magnetization when the system is quenched to the critical temperature T_c . Add to that, the exponent x_0 that represents the anomalous dimension of the initial magnetization m_0 is introduced to describe the dependence of the scaling behavior on the initial conditions. This exponent is related to θ as $x_0 = \theta z + \beta/\nu$.

Far from equilibrium, another new independent dynamic critical exponent was recently proposed [11] to describe the behavior of the global persistence probability $P(t)$ that the order parameter has not changed its sign up to the time t . Since then, the study of the persistence behavior have attracted enormous interest, playing an important role in nonequilibrium systems [11, 12, 13, 14, 15, 16, 17, 18, 19, 20, 21]. At criticality $P(t)$ is expected to decay algebraically as

$$P(t) \sim t^{-\theta_g}, \quad (3)$$

where θ_g is the global persistence exponent. As the time evolution of the order parameter is in general a non-Markovian process, the new critical exponent θ_g is independent of the usual scaling exponents. However, if the dynamics of the order parameter is described by a Markovian process, θ_g is not a new independent exponent, being related to other critical exponents as [11]

$$\theta_g z = -\theta z + \frac{d}{z} - \frac{\beta}{\nu}. \quad (4)$$

In this paper, the global persistence exponent θ_g is calculated employing the traditional as well as an alternative order parameter. By using the alternative order parameter, we also estimate the dynamic critical exponents θ and z , besides the static critical exponents ν and β . These values are compared with numerical results or analytical results found in literature. In Section II we describe the model and introduce the alternative order parameter. In Section III we show the short-time scal-

*henrique@pg.ffclrp.usp.br

†evarash@usp.br

‡caparica@if.ufg.br

§Corresponding author: drugo@usp.br

ing relations and present our results. In Section IV we summarize and conclude.

II. THE MODEL

The q -state Potts model [22, 23] is a generalization of the Ising model that allows each spin to have more than two states. This model encloses a number of other problems in statistical physics, possessing a rich phase diagram with a first-order phase transition for $q > 4$ and a continuous phase transition for $q \leq 4$. Thus along with the Ising model, the Potts model is an important model to check new theories and algorithms in the study of critical phenomena.

The Hamiltonian of the q -state Potts model is given by

$$\beta\mathcal{H} = -K \sum_{\langle i,j \rangle} \delta_{\sigma_i \sigma_j}, \quad (5)$$

where $\beta = 1/k_B T$ and k_B is the Boltzmann constant, $\langle i, j \rangle$ represents nearest-neighbor pairs of lattice sites, K is the dimensionless ferromagnetic coupling constant and σ_i is the spin variable which takes the values $\sigma_i = 0, \dots, q-1$ on the lattice site i . It is well known that the critical point of this model is found at [23]

$$K_c = \log(1 + \sqrt{q}). \quad (6)$$

Usually, the order parameter of this model is given by [4, 24]

$$M_1(t) = \frac{1}{L^d(q-1)} \left\langle \sum_i (q\delta_{\sigma_i(t),1} - 1) \right\rangle \quad (7)$$

where L is the linear size of the lattice and d is the dimension of the system.

In this paper, we propose an alternative order parameter for this model given by

$$M_2(t) = \langle \delta_{\sigma_i(t),0} - \delta_{\sigma_i(t),1} \rangle. \quad (8)$$

The model undergoes a second-order phase transition associated to the breaking of a $Z(4)$ -symmetry, possessing therefore two additional order parameters that are related to the first one (Eq. (8)).

III. SHORT-TIME SCALING RELATIONS AND RESULTS

We performed short-time Monte Carlo simulations to obtain the critical exponents for the 4-state Potts model.

Simulations were carried out for square lattices with periodic boundary conditions and dimensions $L = 120, 180$ and 240 . We also used the lattice sizes $L = 20, 30, 40, 50, 60$ and 90 just to estimate the exponent z through the scaling collapses for different lattice sizes. The estimates

for each exponent were obtained from five independent bins in the critical temperature. For the exponents θ_g , z , β and ν , each bin consisted of 20000 samples, whereas for the exponent θ we have used 100000 samples. When estimating the exponent z through the scaling collapses, we used 50000 samples. The error bars are fluctuations of the averages obtained from these bins. The dynamic evolution of the spins is local and updated by the heat-bath algorithm.

In the following sections we show the short-time scaling relations and the estimates for the dynamic and static exponents of the 4-state Potts model.

A. The dynamic critical exponent θ_g

In this section we are concerned with the global persistence probability $P(t)$. It is defined as the probability that the global order parameter has not change its sign up to time t . For $\tau = 0$, the global persistence probability decays algebraically as

$$P(t) \sim t^{-\theta_g}, \quad (9)$$

where θ_g is the global persistence exponent.

In estimating the critical exponent θ_g , a sharp preparation of the initial states is demanded in order to obtain a precise value for the initial magnetization $m_0 \ll 1$. After obtaining the critical exponent θ_g for a number of m_0 values, the final value is achieved from the limit $m_0 \rightarrow 0$.

In Fig. 1 we showed the behavior of the global persistence probability for $L = 240$ when $m_0 = 0.000625$ in double-log scales, as well as the behavior of the exponent θ_g for $m_0 = 0.000625, 0.00125, 0.0025$ and 0.005 , for the traditional (M_1) and alternative (M_2) order parameters.

For the order parameter given by Eq. (7), the extrapolated value of θ_g , when $m_0 \rightarrow 0$ and $L = 240$ is

$$\theta_g = 0.475(5), \quad (10)$$

whereas for the alternative order parameter (Eq. (8)) is

$$\theta_g = 0.474(7). \quad (11)$$

The extrapolated value of θ_g for $L = 120$ and $L = 180$ is showed in Table I.

TABLE I: Global persistence exponent θ_g .

L	θ_g	
	$M_1(t)$	$M_2(t)$
120	0.469(4)	0.470(5)
180	0.472(6)	0.473(6)
240	0.475(5)	0.474(7)

The estimates obtained with the three lattices sizes show that the finite size effects are less than the statistical errors. Therefore, we conclude that the values for an infinite lattice are within the error bars of our results for $L = 240$.

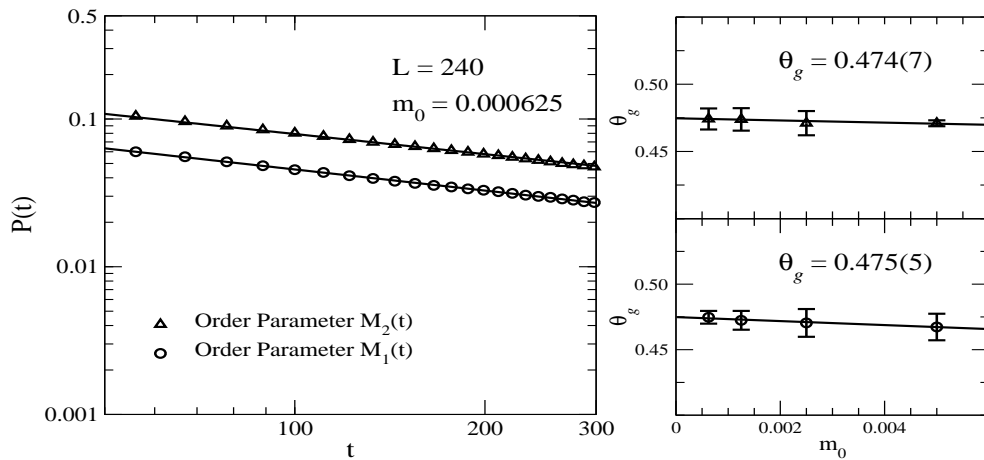


FIG. 1: On the left, we show the time evolution of the global persistence probability $P(t)$ for a lattice size $L = 240$ and $m_0 = 0.000625$ for both order parameters. The error bars calculated over 5 sets of 20000 samples are smaller than the symbols. On the right, it displays θ_g for four different initial magnetizations, as well as its extrapolated value: on bottom for $M_1(t)$ and on top for $M_2(t)$.

B. The dynamic critical exponent θ

Another critical exponent found only in the nonequilibrium state is the exponent θ that characterizes the anomalous behavior of the order parameter in the short-time regime. Formerly, a positive value was always associated to this exponent [4, 8, 25, 26, 27, 28, 29]. However, some works present negative values for the exponent θ , for instance, the Baxter-Wu model [5], the Ising model with three-spin interactions [30], and the 4-state Potts model [24] which lie in the same universality class. These estimates corroborate the conjecture by Okano *et al.* [6] which θ should be negative and close to zero, except for the Baxter-Wu model that possesses the value $\theta = -0.186(2)$. In addition, Janssen *et al.* have shown analytically [31] that in tricritical points the dynamic exponent θ can attain negative values. This assertion was confirmed numerically by da Silva *et al.* [7] for the tricritical point of the Blume-Capel model, with $\theta = -0.53(2)$.

In this paper we recover the dynamic critical exponent θ for the 4-state Potts model using the order parameter described in Section II (Eq. (8)).

Usually the dynamic critical exponent θ has been calculated using Eq. (2) or through the autocorrelation

$$A(t) \sim t^{\theta - \frac{d}{z}}, \quad (12)$$

where d is the dimension of the system. In the present work however we estimated the exponent θ using the time correlation of the magnetization [28]

$$C(t) = \langle M(0)M(t) \rangle, \quad (13)$$

which behaves as t^θ when $\langle M_0 \rangle = 0$. The averaging is over a set of random initial configurations. Initially, this approach had shown to be valid only for models which exhibit up-down symmetry [28]. Nevertheless, it has been

demonstrated recently that this approach is more general and can include models with other symmetries [32]. This approach can thus be used for $q \neq 2$ Potts model.

When compared to the other two techniques (Eq. (2) and Eq. (12)), this method has at least two advantages. It does not demand a careful preparation of the initial configurations ($m_0 \ll 1$) neither a delicate limit $m_0 \rightarrow 0$, as well as the knowledge in advance of the exponent z (see Eq. (12)), which is an order of magnitude greater than θ . In this case, a small relative error in z induces a large error in θ .

In Fig. 2 we showed the time dependence of the time correlation $C(t)$ in double-log scales for the system with $L = 240$. The linear fit of this curve leads to the value $\theta = -0.046(9)$.

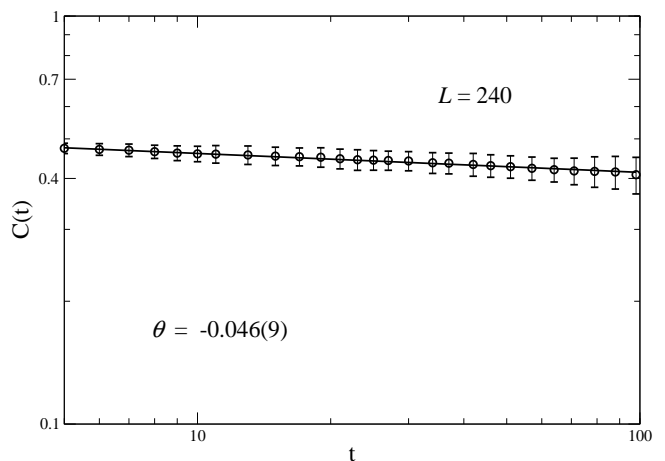


FIG. 2: Time correlation of the total magnetization for samples with $\langle M(t=0) \rangle = 0$. The error bars were calculated over 5 sets of 100000 samples.

For the lattice sizes $L = 120$ and $L = 180$ we ob-

tained respectively $\theta = -0.045(8)$ and $\theta = -0.046(3)$. These results are in good agreement with those found for the same model using the order parameter of the Eq. (7). Da Silva and Drugowich de Felício [24] have found $\theta = -0.0471(33)$ following the behavior of the magnetization and $\theta = -0.0429(11)$ through the time correlation function of the magnetization.

C. The dynamic critical exponent z

In this paper, we evaluated the critical exponent z independently through two techniques. We began using mixed initial conditions, in order to obtain the function $F_2(t)$, given by [33]

$$F_2(t) = \frac{\langle M^2(t) \rangle_{m_0=0}}{\langle M(t) \rangle_{m_0=1}^2} \sim t^{d/z}, \quad (14)$$

where d is the dimension of the system. This approach proved to be very efficient in estimating the exponent z for a great number of models [5, 7, 8, 15, 29, 33, 34]. In this technique, for different lattice sizes, the double-log curves of F_2 versus t fall on a single straight line, without any rescaling of time, resulting in more precise estimates for z .

The time evolution of F_2 is shown on log-scales in Fig. 3 for $L = 240$.

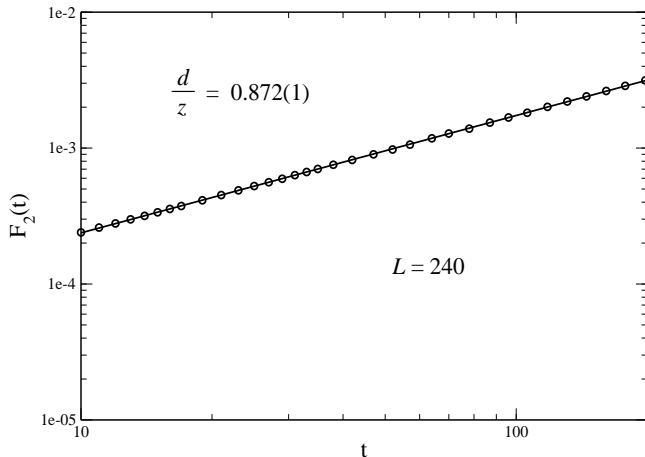


FIG. 3: Time Evolution of $F_2(t)$. The error bars are smaller than the symbols. Each point represents an average over 5 sets of 20000 samples.

The slope of the straight line gives

$$\frac{d}{z} = 0.872(1), \quad (15)$$

yielding,

$$z = 2.294(3). \quad (16)$$

This value is in good agreement with the result $z = 2.294(6)$ recently obtained for the Baxter-Wu model [5],

$z = 2.3(1)$ for the Ising model with multispin interactions [30], and $z = 2.290(3)$ for the 4-state Potts model [33].

For $L = 120$ we have obtained $z = 2.296(5)$ and for $L = 180$ we have obtained $z = 2.295(5)$ indicating that the finite size effects are less than the statistical errors.

The second technique consists of studying the parameter

$$R(T, t, L) = \left\langle \left(\text{sign} \frac{1}{L} \sum_{top} (\delta_{\sigma_i(t), 0} - \delta_{\sigma_i(t), 1}) \right) \times \left(\text{sign} \frac{1}{L} \sum_{bottom} (\delta_{\sigma_i(t), 0} - \delta_{\sigma_i(t), 1}) \right) \right\rangle \quad (17)$$

introduced by de Oliveira [35]. In this case, the scaling relation for $T = T_c$ is given by [36]

$$R(T = T_c, t, L_1) = R(T = T_c, b^{-z}t, b^{-1}L_2), \quad (18)$$

with $b = L_2/L_1$. This equation shows that the dynamical exponent z can be easily estimated by adjusting the time rescaling factor b^{-z} in order to obtain the best scaling collapse of the curves for two different lattice sizes.

Fig. 4 shows the parameter R as a function of the time (full lines), as well as the scaling collapse (open circles) between different pairs of lattice for samples with ordered initial configurations ($m_0 = 1$).

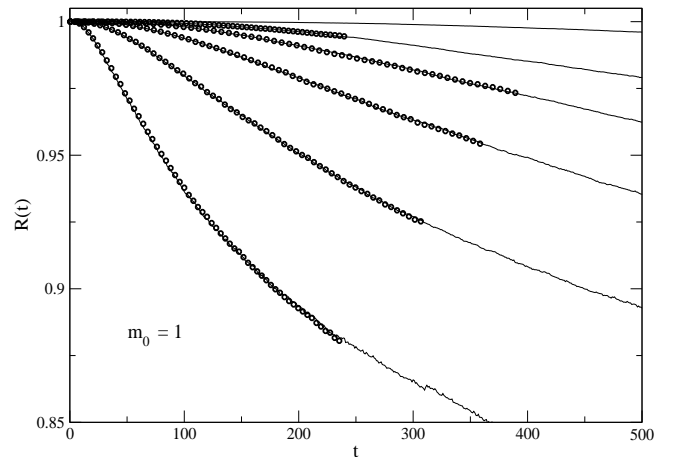


FIG. 4: The parameter $R(t)$ vs time t with ordered initial configurations $m_0 = 1$. The full lines show the behavior of $R(t)$ for lattices $L = 20, 30, 40, 50, 60$ and 90 (from bottom to top) and the corresponding time rescaled curves for lattices $L = 30, 40, 50, 60$, and 90 (open circles). The exponent z obtained for each collapse is shown in Table II. The error bars, calculated over five sets of 50000 samples, are smaller than the symbols.

The best value of z , obtained through the χ^2 test [37] for different scaling collapses are shown in Table II

Our results found for the collapse of $R(t)$ are in good agreement with our results obtained for $F_2(t)$, as well as the results for the 4-state Potts model [33], and other models which belongs to same universality class [5, 30].

TABLE II: Estimates of the dynamical exponent z for the best scaling collapse of $R(t)$.

$L_2 \mapsto L_1$	z
30 \mapsto 20	2.27(5)
40 \mapsto 30	2.28(4)
50 \mapsto 40	2.28(5)
60 \mapsto 50	2.29(3)
90 \mapsto 60	2.27(3)

D. The static critical exponents ν and β

With the value of the exponent z in hand, we can estimate the static exponent ν taking the derivative of the logarithm of the order parameter

$$M(t, \tau) = t^{-\beta/\nu z} M(1, t^{1/\nu z} \tau) \quad (19)$$

with respect to τ in the critical point

$$\partial_\tau \ln M(t, \tau)|_{\tau=0} = t^{1/\nu z} \partial_{\tau'} \ln F(\tau')|_{\tau'=0} \quad (20)$$

which follows a power law that does not depend on L . In numerical simulations we approximate the derivative by a finite difference. Our results were obtained using finite differences of $K_c \pm \delta$ with $\delta = 0.001$. In Fig. 5 the power law increase of Eq. (20) is plotted in double-log scales for $L = 240$.

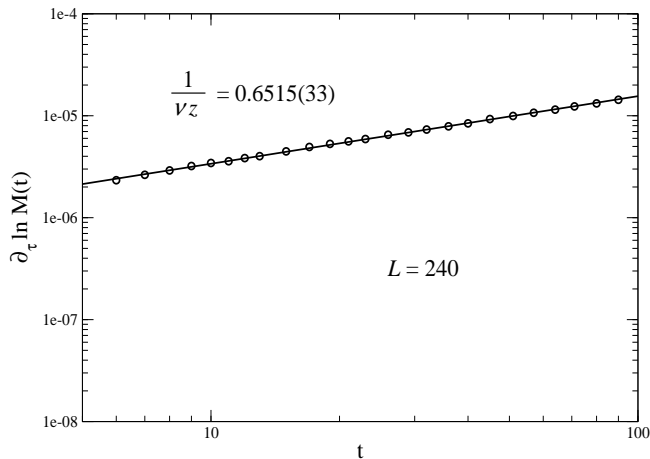


FIG. 5: The time evolution of the derivative $\partial_\tau \ln M(t, \tau)|_{\tau=0}$ on log-log scales in a dynamic process starting from an ordered state ($m_0 = 1$). The error bars are smaller than the symbols. Each point represents an average over 5 sets of 20000 samples.

From the slope of the curve we estimate the exponent $1/\nu z$ for the three lattices sizes. Using the exponent z calculated previously, we obtain $\nu = 0.670(9)$ for $L = 120$, $\nu = 0.668(6)$ for $L = 180$, and $\nu = 0.669(6)$ for $L = 240$.

Finally, we evaluate the static exponent β following the decay of the order parameter in initially ordered samples

($m_0 = 1$). At the critical temperature $\tau = 0$, the scaling law of Eq. (19) allows us to obtain $\beta/\nu z$ which in turn leads to the exponent β , using the previous result obtained for the product νz . In FIG. 6 we show the time evolution of the magnetization in double-log scale for $L = 240$.

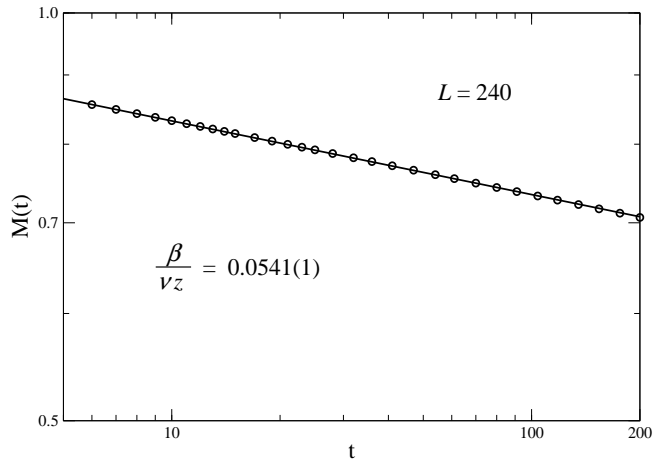


FIG. 6: The time evolution of the magnetization for initially ordered samples ($m_0 = 1$). The errorbars calculated over 5 sets of 20000 samples, are smaller than the symbols.

A linear fit of this straight line gives the value $\beta/\nu z = 0.0541(1)$ leading to the estimate $\beta = 0.0830(6)$. For $L = 120$ we obtained $\beta = 0.0834(7)$ and for $L = 180$ we obtained $\beta = 0.0835(4)$.

Our results for ν and β are in good agreement with the exact results $\nu = 2/3$ and $\beta = 1/12$ [38, 39].

IV. DISCUSSION AND CONCLUSIONS

In this paper we explored the 4-state Potts model in order to obtain the dynamic critical exponent θ_g for two different order parameters: the traditional and an alternative one. These results are in good agreement each other. By using this alternative order parameter, we also estimate the dynamic critical exponents θ and z , as well as the known static exponents ν and β . The exponent θ was estimated using the time correlation of the magnetization, whereas to obtain the exponent z we used the function $F_2(t)$ which combines simulations performed with different initial conditions and through the scaling collapse for the parameter R . The static exponents were obtained through the scaling relations for the magnetization and its derivative with respect to the temperature at T_c . Our results, when compared with available values in literature support the reliability of this new order parameter.

ACKNOWLEDGMENTS

This work was supported by the Brazilian agencies CAPES, FAPESP and FUNAPE-UFG.

-
- [1] H. K. Janssen, B. Schaub, and B. Schmittmann, Z. Phys. B: Condens. Matter **73**, 539 (1989).
 - [2] D. A. Huse, Phys. Rev. B **40**, 304 (1989).
 - [3] B. I. Halperin, P. C. Hohenberg, and S-K. Ma, Phys. Rev. B **10**, 139 (1974).
 - [4] B. Zheng, Int. J. Mod. Phys B **12**, 1419 (1998).
 - [5] E. Arashiro and J. R. Drugowich de Felício, Phys. Rev. E **67**, 046123 (2003).
 - [6] K. Okano, L. Schulke, K. Yamagishi, and B. Zheng, Nucl. Phys. B **485**, 727 (1997).
 - [7] R. da Silva, N. A. Alves, and J. R. Drugowich de Felício, Phys. Rev. E **66**, 026130 (2002).
 - [8] H. A. Fernandes, J. R. Drugowich de Felício, and A. A. Caparica, Phys. Rev. B **72**, 054434 (2005).
 - [9] B. C. S. Grandi and W. Figueiredo, Phys. Rev. E **70**, 056109 (2004).
 - [10] Z. B. Li, L. Schulke and B. Zheng, Phys. Rev. Lett. **74**, 3396 (1995).
 - [11] S. N. Majumdar, A. J. Bray, S. Cornell and C. Sire, Phys. Rev. Lett. **77** 3704 (1996).
 - [12] S. N. Majumdar and A. J. Bray, Phys. Rev. Lett. **91**, 030602 (2003).
 - [13] L. Schulke and B. Zheng, Phys. Lett. A (233), 93 (1997).
 - [14] R. da Silva, N. A. Alves, and J. R. Drugowich de Felício, Phys. Rev. E **67**, 057102 (2003).
 - [15] R. da Silva and N. Alves, Phys. A **350**, 263 (2005).
 - [16] F. Ren and B. Zheng, Phys. Lett. A **313**, 312 (2003).
 - [17] E. V. Albano and M. A. Muñoz, Phys. Rev. E **63**, 031104 (2001).
 - [18] M. Saharay and P. Sen, Phys. A **318**, 243 (2003).
 - [19] H. Hinrichsen and H. M. Koduvely, Eur. Phys. J. B **5**, 257 (1998).
 - [20] P. Sen and S. Dasgupta, J. Phys. A: Math. Gen. **37**, 11949 (2004).
 - [21] B. Zheng, Mod. Phys. Lett. B, **16**, 775 (2002).
 - [22] R. B. Potts, Proc. Camb. Phil. Soc. **48**, 106 (1952).
 - [23] F. Y. Wu, Rev. Mod. Phys. **54**, 235 (1992).
 - [24] R. da Silva and J. R. Drugowich de Felício, Phys. Lett. A **333**, 277 (2004).
 - [25] A. Jaster, E. Manville, L. Schulke, and B. Zheng, J. Phys. A: Math. Gen. **32**, 1395 (1999).
 - [26] L. Schulke and B. Zheng, Phys. Lett. A **204**, 295 (1995).
 - [27] T. Tomé and J. R. Drugowich de Felício, Phys. Rev. E **53**, 108 (1996).
 - [28] T. Tomé and M. J. de Oliveira, Phys. Rev. E **58**, 4242 (1998).
 - [29] N. Alves and J. R. Drugowich de Felício, Mod. Phys. Lett. B **17**, 209 (2003).
 - [30] C. S. Simões and J. R. Drugowich de Felício, Mod. Phys. Lett. B **15**, 487 (2001).
 - [31] H. K. Janssen and K. Oerding, J. Phys. A: Math. Gen. **27**, 715 (1994).
 - [32] T. Tomé, J. Phys. A: Math. Gen. **36**, 6683 (2003).
 - [33] R. da Silva, N. A. Alves, and J. R. Drugowich de Felício, Phys. Lett. A **298**, 325 (2002).
 - [34] R. da Silva, R. Dickman, and J. R. Drugowich de Felício, Phys. Rev. E **70**, 067701 (2004).
 - [35] P. M. C. de Oliveira, Euro. Phys. Lett. **20**, 621 (1992).
 - [36] M. Silvério Soares, J. Kamphorst Leal da Silva, and F. C. Sá Barreto, Phys. Rev. B **55**, 1021 (1997).
 - [37] W. H. Press, S. A. Teukolsky, W. T. Vetterling, and B. P. Flannery, *Numerical Recipes* (Cambridge University Press, London, 1986).
 - [38] R. J. Baxter, *Exactly Solved Models in Statistical Mechanics*, Academic Press, New York, 1982.
 - [39] E. Domany and E. K. Riedel, J. Appl. Phys. **49**, 1315 (1978).