

International Journal of Modern Physics B
 © World Scientific Publishing Company

EVOLVING SCALE-FREE NETWORK MODEL WITH TUNABLE CLUSTERING

BING WANG^{*†} ZHONGZHI ZHANG[‡] HUANWEN TANG^{*} ZHILONG XIU[§]

^{}Department of Applied Mathematics, Dalian University of Technology,
 Dalian, 116023, P. R. China*

*[‡]Institute of System Engineering, Dalian University of Technology,
 Dalian, 116023, P. R. China*

*[§]School of Environmental and Biological Science and Technology, Dalian University of
 Technology, Dalian 116023, P. R. China*

[†]bingbignmath@yahoo.com.cn

The Barabási-Albert (BA) model is extended to include the concept of local world and the microscopic event of adding edges. With probability p , we add a new node with m edges which preferentially link to the nodes presented in the network; with probability $1 - p$, we add m edges among the present nodes. A node is preferentially selected by its degree to add an edge randomly among its neighbors. Using continuum theory and rate equation method we get the analytical expressions of the power-law degree distribution with exponent $\gamma = 3$ and the clustering coefficient $c(k) \sim k^{-1} + c$. The analytical expressions are in good agreement with the numerical calculations.

Keywords: Social network; scale-free network; degree distribution; clustering coefficient.

1. Introduction

Various complex systems both in nature and in society, such as the Internet,¹ cells^{2,3,4} and social networks can all be described by networks. Despite their diversities, most networks appearing in nature follow universal organizing principles. In particular, it has been found that the degree distributions of most networks decay as a power law, following $p(k) \sim k^{-\gamma}$, where γ is the degree exponent varied between 2 and 3, and the average shortest path length increases with the system size logarithmically.^{5,6,7} Especially for social networks, which show high clustering for their high transitivity. That is, if person A knows person B and C , then B and C are likely to know each other. The previous studies on social networks have originated from Rapport's studies of disease spreading.⁸ To understand the effect of network topology on the pattern of disease spread, one must first understand its topology and evolving mechanisms.

The small-world network model (typical WS model) proposed by Watts and Strogatz has both the properties of high clustering and a short path length, while

the degree distribution is similar to Poisson distribution, not coincident with the real-world network of power-law distribution.⁹ The origin of scale-free properties is well understood in terms of interaction that generates this topology dynamically by the Barabási-Albert model, e.g., on the basis of network growth and preferentially attachment.¹⁰ Although the model captures the power-law tail of the degree distribution, it has other properties that may not agree with the empirical results of the real networks, such as the property of high clustering. In fact, it may be impossible to construct an universal model to describe all kinds of networks well.

A great number of attempts have been made to construct a specific model with some properties to coincide with some special networks.^{11,12,13,14,15,16,17} Davidsen *et al* constructed a small world network with local interaction to model acquaintance networks. The model is formulated with fixed number of N nodes. The local connection rule is based on "transitive linking". By simulation, he got a scale-free network with parameter of probability p and the network had the small-world character.¹⁸ Holme *et al* constructed an extended model of scale-free network to include a "triad formation step". They also obtained a scale-free network with tunable clustering and a short path length.¹⁹ Then Szabó *et al* gave the analytical expression of the clustering coefficient varied with degree k for this model.²⁰ In this paper, we propose another extended model to make an attempt to explore the evolving mechanisms of social networks.

There are many local communities existing in social networks according to different interests or ages, etc. For example, in a collaboration network of scientists at the Santa Fe Institute, scientists are classified into different communities according to their similarity either of research topic or methodology. The communities include scientists whose research are on the structure of RNA, statistical physics and mathematical ecology.²¹ Another character of the social network is its high transitivity. It is more reasonable to consider that the center person is more likely to make his neighbors acquainted by introducing them to each other than a person selected randomly. Based on these two assumptions we propose an evolving model of scale-free network with tunable clustering.

The rest of the paper is organized as follows: Sec.2 provides a brief review of the Barabási-Albert scale-free network generation algorithm, then our model and algorithm is introduced, followed by analytical calculations with continuum theory and rate equations method in Sec.3. Finally, some conclusions are given in Sec.4.

2. Models

2.1. The Barabási-Albert scale-free model

The BA model is briefly reviewed first and then our algorithm is proposed. The BA model is defined as follows¹⁰:

- (i) *Initial condition*: The network consists of m_0 nodes and no edges.
- (ii) *Growth*: At each time step, add a new node with m ($m \leq m_0$) edges.
- (iii) *Preferential attachment*: Each edge of the new node is attached to the exist-

ing node i . The probability Π that a new node will be connected to node i depends on the degree k_i of node i , such that $\Pi(k_i)$ is proportional to its degree k_i , that is:

$$\Pi(k_i) = \frac{k_i}{\sum_j k_j}$$

After t time steps, the system develops to be a network with $N = m_0 + t$ nodes. With continuum theory, Barabási and Albert calculated the degree distribution $p(k)$ analytically. The probability $p(k)$ that a randomly chosen node has k links decays as a power law, $p(k) \sim \frac{2m^2}{k^3}$.

2.2. Our Model

The BA model can be extended with the concept of local world and the microscopic event of adding edges. The local-world network was proposed by Li,¹⁴ which is based on the appearance of local world in a superfamily of protein in protein interaction network, human community etc. So the local world concept is also introduced in our model. The model is generated by the following algorithm:

(i) *Initial condition*: Start with m_0 nodes and e_0 edges, and select M nodes randomly from the present network, referred to as the local community of the new coming node.

(ii) With probability p , add a new node with m edges. The new node attaches to an existing node i of the local community with the probability $\Pi(k_i)$, which is proportional to its degree.

$$\Pi(k_i) = \Pi(i \in localcommunity) \cdot \frac{k_i}{\sum_{j \in localcommunity} k_j} \quad (1)$$

where $\Pi(i \in localcommunity) = \frac{M}{N} = \frac{M}{m_0 + pt} \approx \frac{M}{pt}$.

(iii) With probability $1 - p$, add m edges. A node is selected according to the preferential attachment rule and then an edge is randomly added among its neighbors. Just as in social networks, the more famous a person is, the more likely he is to pick two persons of his neighbors randomly and introduce them to know each other.

These steps are then iterated. After t time steps, the network develops to be $N = m_0 + pt$ nodes and $2mt$ edges, then the average degree of the network is:

$$\langle k \rangle = \frac{2mt}{m_0 + pt} \approx \frac{2m}{p} \quad (2)$$

3. Analytical Results

The continuum theory and rate equations method are used to calculate the degree distribution $p(k)$ and the clustering coefficient $c(k)$ for various degree k . According

to continuum theory, k_i is supposed to change continually. The probability $\Pi(k_i)$ is the rate at which k_i changes. For node i of degree k_i , k_i changes as

$$\frac{\partial k_i}{\partial t} = pm \Pi(k_i) + (1-p)m \Pi(i \in \text{localcommunity}) \sum_{n \in \Omega} \frac{k_n}{\sum_{j \in \text{localcommunity}} k_j} \cdot \frac{1}{k_n} \quad (3)$$

where Ω is the neighbors set of node i . The first term in the sum corresponds to node i selected preferentially to link to the new node in step (ii); the second term is own to step (iii). Node i is one of the neighbors of preferentially selected node n , then node i is randomly selected to add an edge to increase the degree of node i . k_n denotes the degree of the neighboring node n of node i .

Using(2), we can obtain:

$$\begin{aligned} \frac{\partial k_i}{\partial t} &= pm \Pi(i \in \text{localcommunity}) \cdot \frac{k_i}{\sum_{j \in \text{localcommunity}} k_j} \\ &\quad + (1-p)m \cdot \Pi(i \in \text{localcommunity}) \cdot \frac{k_i \cdot k_n}{\sum_{j \in \text{localcommunity}} k_j} \cdot \frac{1}{k_n} \\ &\approx pm \cdot \frac{M}{pt} \cdot \frac{k_i}{M \cdot \langle k \rangle} + (1-p)m \cdot \frac{M}{pt} \cdot \frac{k_i}{M \cdot \langle k \rangle} \\ &\approx m \cdot \frac{M}{pt} \cdot \frac{k_i}{M \cdot \langle k \rangle} \\ &\approx \frac{k_i}{2t} \end{aligned} \quad (4)$$

So the change rate of degree k_i is given by:

$$\frac{\partial k_i}{\partial t} \approx \frac{k_i}{2t} \quad (5)$$

then

$$k_i(t) \approx m \left(\frac{t}{t_i} \right)^{1/2} \quad (6)$$

With continuum theory, we can also obtain the same degree distribution as that of the BA model. The degree distribution follows the same power law, $p(k) \sim \frac{2m^2}{k^3}$.

Fig.1 shows that the analytical calculation is in good agreement with numerical result.

To calculate the clustering coefficient of node i , the average rate of change for e_i must be considered, where e_i is the number of connected neighbors of node i . Then by using $c_i(k_i) = \frac{e_i}{k_i(k_i-1)}$, we can get $c_i(k_i)$ for node i of degree k_i .

For node i , its connected neighbors e_i changes for two cases as shown in Fig.2. Case I shows the step (ii) to add a new node. The new node coming into system preferentially attaches to node i and one of its neighbors to form a triangle; Case II shows the step (iii) to add an edge. Node i is preferentially selected to pick two of its neighbors randomly to link. This process also increases the number of e_i , so the rate equation for e_i is as follows:

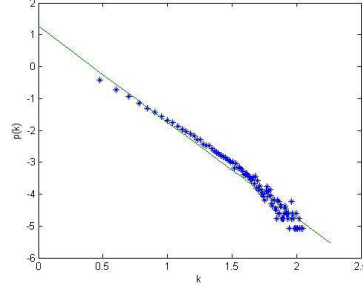


Fig. 1. Degree distribution $p(k)$ in log-log scale with $N = 10000, m_0 = 25, M = 20, m = 3, p = 0.97$. Star-points represent numerical simulation; Solid line is an analytical expression with $p(k) \sim \frac{2m^2}{k^3}$.

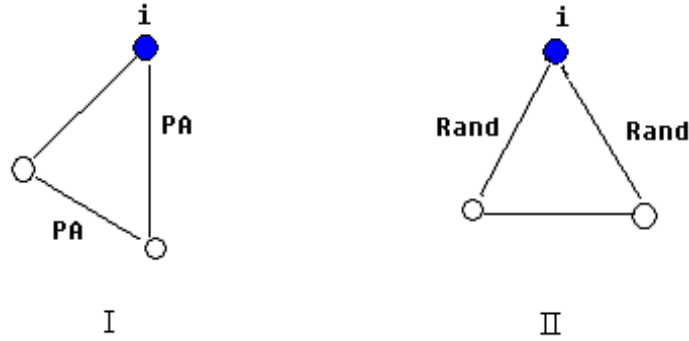


Fig. 2. Two possible cases to increase the number of connected neighbors e_i of node i . Case I: The new node preferentially attaches to node i and one of its neighbors in step (ii). Case II: Two neighbors of node i are randomly selected to add an edge in step (iii).

$$I : \frac{\partial e_i}{\partial t} = pm \prod(i \in localcommunity) \frac{k_i}{\sum_{j \in localcommunity} k_j} \cdot (pm - 1) \prod(i \in localcommunity) \cdot \sum_{n \in \Omega} \frac{k_n}{\sum_{j \in localcommunity} k_j} \quad (7)$$

where Ω is still the neighbors set of node i . The right side of Eq.(7) corresponds to case I in Fig.2. The new node preferentially links to node i and one of its neighbors.

Eq.(7) is equivalent to the following:

$$\begin{aligned}
 I : \frac{\partial e_i}{\partial t} &= pm \cdot \frac{M}{m_0 + pt} \cdot \frac{k_i}{\langle k \rangle \cdot M} \cdot (pm - 1) \cdot \frac{M}{m_0 + pt} \cdot \frac{k_i \cdot \langle k_n \rangle}{M \cdot \langle k \rangle} \\
 &\approx \frac{m \cdot k_i}{\langle k \rangle \cdot t} \cdot (pm - 1) \cdot \frac{1}{pt} \cdot \frac{k_i \cdot \langle k_n \rangle}{\langle k \rangle} \\
 &\approx \frac{m(pm - 1)}{p} \cdot \frac{k_i^2}{t^2 \cdot \langle k \rangle^2} \cdot \langle k_n \rangle \\
 &\approx \frac{m(pm - 1)}{p} \cdot \frac{k_i^2}{t^2 \cdot \langle k \rangle^2} \cdot \frac{p \cdot \langle k \rangle}{4} \cdot \ln N \\
 &\approx \frac{m(pm - 1)}{4} \cdot \frac{k_i^2}{t^2 \cdot \langle k \rangle} \cdot \ln N \\
 &\approx \frac{p(pm - 1)}{8} \cdot \frac{k_i^2}{t^2} \cdot \ln N
 \end{aligned} \tag{8}$$

In Eq.(8), the average degree of the first neighbor of node i is denoted by $\langle k_n \rangle$. For uncorrelated random BA model, $\langle k_n \rangle = \frac{p \cdot \langle k \rangle}{4} \cdot \ln N$, see reference ²².

For part II, we have:

$$II : \frac{\partial e_i}{\partial t} = (1 - p) \cdot m \prod(k_i) \tag{9}$$

II is the process of adding edges in Fig.2 case II. Node i is preferentially selected to add an edge among its neighbors randomly to increase e_i .

Integrating Eq.(8) and Eq.(9), respectively, we obtain:

$$\begin{aligned}
 I : e_i &= \int_1^{\frac{N}{p}} \frac{p(pm - 1)}{8} \cdot \frac{k_i^2}{t^2} \cdot \ln(pt) dt \\
 &= \int_1^{\frac{N}{p}} \frac{p(pm - 1)}{8} \cdot \frac{m^2 t}{t^2 \cdot t_i} \cdot \ln(pt) dt \\
 &= \int_1^{\frac{N}{p}} \frac{p(pm - 1)}{8t_i} \cdot \frac{m^2}{t} \cdot \ln(pt) dt \\
 &= \int_1^{\frac{N}{p}} \frac{p(pm - 1) \cdot m^2}{8t_i} \cdot \ln(pt) d(\ln(pt)) \\
 &\approx \frac{p(pm - 1) \cdot m^2}{16t_i} \cdot (\ln N)^2 \\
 &\approx \frac{p^2(pm - 1)}{16} \cdot \frac{(\ln N)^2}{N} \cdot k_i^2
 \end{aligned} \tag{10}$$

$$\begin{aligned}
 II : e_i &= \int_1^{\frac{N}{p}} (1 - p)m \prod(i \in localcommunity) \cdot \frac{k_i}{\sum_{j \in localcommunity} k_j} dt \\
 &\approx \int_1^{\frac{N}{p}} (1 - p)m \cdot \frac{M}{pt} \cdot \frac{k_i}{M \cdot \langle k \rangle} dt
 \end{aligned}$$

$$\begin{aligned}
&\approx \int_1^{\frac{N}{p}} \frac{(1-p)}{2} \cdot \frac{k_i}{t} dt \\
&\approx (1-p) \int_1^{\frac{N}{p}} \frac{\partial k_i}{\partial t} dt \\
&\approx (1-p) \left(k_i \left(\frac{N}{p} \right) - e_0 \right)
\end{aligned} \tag{11}$$

By summing I and II , the number of connected neighbors e_i of node i is obtained:

$$e_i = e_{i0} + \frac{p^2(pm-1)}{16} \cdot \frac{(\ln N)^2}{N} \cdot k_i^2 + (1-p) \left(k_i \left(\frac{N}{p} \right) - e_0 \right) \tag{12}$$

with $c_i = \frac{e_i}{\frac{k_i(k_i-1)}{2}}$, the general expression of the clustering coefficient $c_i(k_i)$ has the form

$$\begin{aligned}
c_i(k_i) &\approx \frac{(pm-1)p^2}{8} \frac{(\ln N)^2}{N} + 2(1-p) \frac{1}{k_i} \\
&\approx \frac{2(1-p)}{k_i} + \frac{(pm-1)p^2}{8} \frac{(\ln N)^2}{N}
\end{aligned} \tag{13}$$

This implies that $\exists k^*$ satisfied that:

$$k^* \approx \frac{16(1-p)N}{(pm-1)p^2 \cdot (\ln N)^2} \tag{14}$$

Then

$$c^* \approx \frac{(pm-1)p^2(\ln N)^2}{4N} \tag{15}$$

So the general solution of the clustering coefficient has the form $c(k) = \frac{2(1-p)}{k} + \frac{c^*}{2}$. The change rate of the clustering coefficient $c(k)$ can be tuned by parameter p . Fig.3 displays the results of simulation and analytical prediction.

4. Conclusions

In this paper a developing network with adjustable parameter was proposed to control the change of the clustering coefficient. The assumption of this model can be justified by the appearance of local communities and high transitivity in social networks. With continuum theory and rate equation method, the analytical expressions of the degree distribution and the clustering coefficient have been derived. The analytical predictions are in good agreement with the numerical results. However, we just made a first step to explore and understand the evolving mechanisms of social networks. Many other important factors need to be considered in the future, such as the left of some persons periodically. Also for simplicity we just selected the local world randomly from the network.

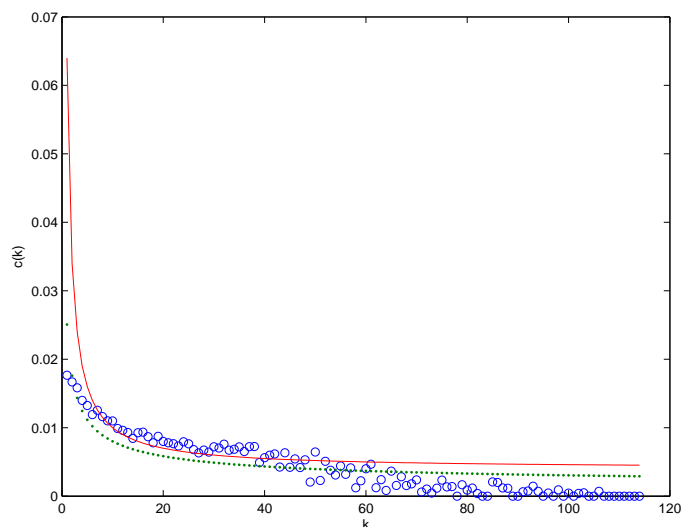


Fig. 3. The clustering coefficient c vs degree k with $N = 10000, m_0 = 25, M = 20, m = 3, p = 0.97$. Simulation results (o); Least-square-fit curve (·); Prediction curve (-). $c(k) = \frac{0.06}{k} + 0.004$.

Acknowledgements

We are grateful to all the anonymous referees who provided insightful and helpful comments. The work was supported by NSFC(90103033).

References

1. R. Albert, H. Jeong and A. -L. Barabási, *Nature* **40**, 1130(1999).
2. H. Jeong, B. Tombor, R. Albert and Z. N. Oltvai, *Nature* **407**, 5651(2000).
3. D. Fell and A. Wagner, *Proc. Roy. Soc. Lond.* **B280**, 1803(2001).
4. H. Jeong, S. P. Mason and Z. N. Oltvai, *Nature* **411**, 41(2001).
5. R. Albert and A. -L. Barabási, *Rev. Mod. Phys.* **74**, 47(2002).
6. M. E. J. Newman, *SIAM Review* **45**, 167(2003).
7. S. N. Dorogovtsev and J. F. F. Mendes, *Adv. Phys.* **51**, 1079(2002)
8. A. Rapport, *Bull. Math. Biophys.* **15**, 523(1953)
9. D. J. Watts and S. H. Strogatz, *Nature* **393**, 440(1998).
10. A. -L. Barabási and R. Albert, *Science* **286**, 509(1999).
11. S. N. Dorogovtsev and J. F. F. Mendes, *Phys. Rev.* **E62**, 1842(2000).
12. G. Bianconi and A. -L. Barabási, *Europhys. Lett.* **54**, 436(2001).
13. S. N. Dorogovtsev and J. F. F. Mendes,
<http://arXiv.org/abs/cond-mat/0204102>
14. X. Li and G.R. Chen, *Physica* **A328**, 274(2003).
15. R. Albert and A. -L. Barabási, *Phys. Rev. Lett.* **85**, 5234(2000).
16. K. Klemm and V. M. Eguíluz, *Phys. Rev.* **E65**, 036123(2002).
17. K. Klemm and V. M. Eguíluz, *Phys. Rev.* **E65**, 057102(2002).
18. J. Davidsen, H. Ebel and S. Bornholdt, *Phys. Rev. Lett.* **88**, 128701(2002).
19. P. Holme and B. J. Kim, *Phys.Rev.* **E65**, 026107(2002).

20. G. Szabó, M. Alava and J. Kertész, *Phys. Rev.* **E67**, 056102(2003).
21. M. Girvan and M. E. J. Newman, *Proc. Natl. Acad. Sc.* **99**, 7821(2002).
22. V. M. Eguíluz and K. Klemm, *Phys. Rev. Lett.* **89**, 108701(2002).