

Amplification induced by white noise

Masamichi Ishihara

Department of Human Life Studies,

Koriyama Women's University

Kaisei 3-25-2, Koriyama, 963-8503, Japan

(Dated: February 8, 2020)

We investigate the amplification of the field induced by white noise. In the present study, we study a stochastic equation which has one parameter $\alpha(\vec{k})$. This parameter is defined as $\alpha(\vec{k}) = D [\omega(\vec{k})]^{-3/2}$, where D is the coupling constant between the field and white noise and $\omega(\vec{k})$ is the energy of a free particle with momentum \vec{k} . We obtain the expression of the exponent statistically averaged over the unit time and derive an approximate expression of it. The exponent is obtained numerically by solving the stochastic equation. We find that white noise can amplify the fields for soft modes if the mass of the field is sufficiently light and if the strength of the coupling between the field and white noise is sufficiently strong. We can show that the $\alpha(\vec{k})$ dependence of the exponent statistically averaged is qualitatively similar to that of the exponent obtained by solving the stochastic equation numerically, and that these two exponents for the small value of $\alpha(\vec{k})$ are quantitatively similar.

PACS numbers: 05.40.-a, 05.10.Gg

I. INTRODUCTION

Over the past few decades, a considerable number of studies have been made on the phenomena induced by noise and it is understood that noise plays important roles in many branches of physics. Well-known phenomena are stochastic resonance [1, 2, 3, 4], stochastic synchronization [5, 6], noise induced propagation [7], phase transition induced by multiplicative noise [8], noise enhanced phase locking [9], coherence resonance [10], and so on. These examples indicate that noise plays essential roles in some systems. Therefore, the inclusion of noise is important to explain some physical phenomena. A phenomenon that noise may be important is the particle production that thermalize the system as discussed in the study of the early universe and heavy ion collisions. The number of produced particles may be enhanced by noise, because noise can supply energy. Therefore, it is worth to investigate the amplification of the field by noise.

The amplification of the field has been investigated in terms of particle production, because the produced particles affect the time evolution of the system. A mechanism of the amplification is spinodal decomposition [11] that the field is amplified through the roll-down from the top of the potential (false vacuum) to the minima of the potential (true vacuum), because the mass squared is negative around the top of the potential hill. Another mechanism is parametric resonance [12, 13, 14, 15, 16, 17, 18, 19, 20, 21, 22, 23, 24, 25] that an oscillating field amplifies other fields. The effects of noise on parametric resonance have been studied [14, 15]. Noise modifies the amplification quantitatively. For example, noise shifts enhanced modes [16].

These mechanisms are well-known as the mechanism of the amplification of the field through phase transition. The amplification by spinodal decomposition occurs in the beginning of the phase transition and that by parametric resonance occurs in the end of the phase transition. Particle does not produced by parametric resonance if no oscillating field exists, because no parametric resonance occurs in the absence of an oscillating field. However, another mechanism of the amplification may work even in such a case if noise exists.

In this paper, we investigate the effects of noise on the amplification of the fields. In Sec. II, a basic equation in the present study is introduced and an approximate expression of the exponent is derived. In Sec. III, we solve the stochastic equation introduced in Sec. II numerically. Many trajectories can be obtained as numerical solutions and the exponents are extracted from these trajectories. We compare the values of the exponents obtained from the expression derived in Sec. II with those of the exponents obtained by solving the stochastic equation. Section IV is devoted to conclusions.

II. AMPLIFICATION INDUCED BY WHITE NOISE

A. Equation of Motion

In the beginning of this section, we introduce the parameters and the variables used in the following discussion. $\omega(\vec{k})$ represents the energy with momentum \vec{k} . $n(t)$ is a white noise which has the properties

$$\langle n(t) \rangle = 0, \quad (1a)$$

$$\langle n(t)n(t') \rangle = \delta(t - t'), \quad (1b)$$

where $\langle \dots \rangle$ represents the statistical average. The parameter D is the coupling strength between the noise and the field. This parameter includes the coupling strength in the Lagrangian in general. We can set this parameter positive without loss of generality. The starting point of this study is the following equation which describes the motion of the field for finite modes near the bottom of the potential with white noise:

$$\frac{d^2\phi}{dt^2} + \left(\left(\omega(\vec{k}) \right)^2 + Dn(t) \right) \phi = 0. \quad (2)$$

No oscillating term appears in Eq. (2), while an oscillating term appears in the coefficient of ϕ in ref. [14, 15]. Equation (2) can describe approximately the system with an oscillation field with quite small amplitude or without an oscillating field [17]. We regard Eq. (2) as a basic equation in this study. It is not the aim to derive Eq. (2) in this paper. Following discussion is reasonable, once Eq. (2) is introduced.

In order to represent Eq. (2) by dimensionless variables, we rewrite Eq. (2) in terms of the new variable z given by $z = \omega(\vec{k}) t$, we obtain

$$\frac{d^2\phi}{dz^2} + \left(1 + \alpha(\vec{k}) r(z; \vec{k}) \right) \phi = 0, \quad (3)$$

where $\alpha(\vec{k}) = D \left(\omega(\vec{k}) \right)^{-3/2}$ and $r(z; \vec{k}) = \left(\omega(\vec{k}) \right)^{-1/2} n(z/\omega(\vec{k}))$ which has the property

$$\langle r(z; \vec{k}) r(z'; \vec{k}) \rangle = \delta(z - z'). \quad (4)$$

Equation (3) is rewritten by introducing $p_\phi = d\phi/dz$ and $dW = r(z; \vec{k}) dz$, because it is not easy to handle Eq. (3) numerically. It should be noted that dW is a wiener process. Therefore, Eq. (3) is rewritten as

$$d\phi = p_\phi dz, \quad (5a)$$

$$dp_\phi = -\phi dz - \alpha(\vec{k}) \phi \circ dW. \quad (5b)$$

We regard Eqs. (5a) and (5b) as stratonovich equations. (\circ represents a stratonovich equation.) Stratonovich equation is easily converted to Itô equation. The Itô equations corresponding to Eqs. (5a) and (5b) take the same form, that is,

$$d\phi = p_\phi dz, \quad (6a)$$

$$dp_\phi = -\phi dz - \alpha(\vec{k}) \phi dW. \quad (6b)$$

We solve Eqs. (6a) and (6b) numerically in the next section.

B. Exponents

Equation (3) describes the motion of a harmonic oscillator when $\alpha(\vec{k})$ is zero. Then the solution is a sine function for $\alpha(\vec{k}) = 0$. Hereafter, we omit the argument \vec{k} of $\alpha(\vec{k})$ when no confusion occurs. The coefficient $\left(1 + \alpha(\vec{k}) r(z; \vec{k}) \right)$ can be negative for $\alpha \neq 0$, because $r(z; \vec{k})$ is a random variable of zero mean value. (α is not negative, because we set $D \geq 0$.) In this subsection, we estimate the magnitude of the exponent. The exponent over a time step Δz is approximately described by Δg which is given by

$$\Delta g = \Delta z \Theta \left(-1 - \alpha(\vec{k}) r(z; \vec{k}) \right) \left(-1 - \alpha(\vec{k}) r(z; \vec{k}) \right)^{1/2}, \quad (7)$$

where $\Theta(x)$ is a step function which is 1 for $x > 0$ and 0 for $x < 0$. As in previous subsection, we define $\Delta W = r(z)\Delta z$. The probability distribution function $P(\Delta W)$ of the wiener process ΔW is a Gaussian distribution of zero mean value and of variance Δz , that is,

$$P(\Delta W) = \frac{1}{\sqrt{2\pi\Delta z}} \exp\left(-\frac{(\Delta W)^2}{2\Delta z}\right). \quad (8)$$

The amplification over Δz is estimated by $\exp[(\Delta g)_{st}]$, where $(\Delta g)_{st}$ is defined by

$$(\Delta g)_{st} = \int_{-\infty}^{\infty} d(\Delta W) P(\Delta W) \Delta g. \quad (9)$$

The exponent $(\Delta g)_{st}$ with Eq. (8) can be rewritten as

$$(\Delta g)_{st} = \frac{\alpha^{1/2}(\Delta z)^{3/4}}{(2\pi)^{1/2}} \exp\left(-\frac{\Delta z}{2\alpha^2}\right) \int_0^{\infty} dt t^{1/2} \exp\left(-\frac{t^2}{2} - \frac{(\Delta z)^{1/2}}{\alpha} t\right). \quad (10)$$

Equation (10) is easily evaluated for $\alpha \gg 1$ and $\alpha \ll 1$. The exponent $(\Delta g)_{st}$ for $\alpha \gg 1$ is given by

$$(\Delta g)_{st} \sim \frac{\Gamma(3/4)}{2^{3/4}\pi^{1/2}} \alpha^{1/2} (\Delta z)^{3/4} \sim 0.411 \alpha^{1/2} (\Delta z)^{3/4}. \quad (11)$$

The exponent $(\Delta g)_{st}$ for $\alpha \ll 1$ is given by

$$(\Delta g)_{st} \sim \frac{\alpha^2}{2^{3/2}} \exp\left(-\frac{\Delta z}{2\alpha^2}\right) \sim 0.354 \alpha^2 \exp\left(-\frac{\Delta z}{2\alpha^2}\right). \quad (12)$$

We introduce an arbitrary integer n which is larger than or equal to 1 in order to evaluate Eq. (10) approximately for other values of α . Rewriting Eq. (10) in terms of the new variable x given by $t^{1/2} = x^n$ and using the method of steepest descent, we finally obtain

$$(\Delta g)_{st} \sim n\alpha^{1/2}(\Delta z)^{3/4} \left[f_n^{(2)}(x_M^{(n)})\right]^{-1/2} \exp\left(-\frac{\Delta z}{2\alpha^2} - f_n(x_M^{(n)})\right) \operatorname{erfc}\left(-2^{-1/2}x_M^{(n)} \left[f_n^{(2)}(x_M^{(n)})\right]^{1/2}\right), \quad (13a)$$

$$f_n(x) = \frac{1}{2}x^{4n} + \frac{(\Delta z)^{1/2}}{\alpha}x^{2n} + (1-3n)\ln x, \quad (13b)$$

$$x_M^{(n)} = \left\{ \frac{1}{2} \left[-\frac{(\Delta z)^{1/2}}{\alpha} + \sqrt{\left[\frac{(\Delta z)^{1/2}}{\alpha}\right]^2 + \left(6 - \frac{2}{n}\right)} \right] \right\}^{\frac{1}{2n}}, \quad (13c)$$

where $f_n^{(2)}(x)$ is the second order derivative of $f_n(x)$ with respect to x and the error function is defined as

$$\operatorname{erfc}(x) = \frac{2}{\sqrt{\pi}} \int_x^{\infty} dy \exp(-y^2). \quad (14)$$

For example, $(\Delta g)_{st}$ from Eq. (13a) for $\Delta z \ll 1$ is approximately evaluated as $(\Delta g)_{st} \sim 0.428\alpha^{1/2}(\Delta z)^{3/4}$ when n is set to 1 and $(\Delta g)_{st} \sim 0.400\alpha^{1/2}(\Delta z)^{3/4}$ when n is set to 2. $(\Delta g)_{st}$ can be evaluated directly from Eq. (10) for $\Delta z \ll 1$: $(\Delta g)_{st} \sim 0.411\alpha^{1/2}(\Delta z)^{3/4}$. Then, it is expected that Eq. (13a) gives the approximate value of Eq. (10). Our purpose is to evaluate the exponent in the unit time $\Delta z = 1$. We cannot take $\Delta z \ll 1$, because the exponent $(\Delta g)_{st}$ is statistically calculated. Then, we put $\Delta z = 1$ in the following discussions. In the next section, we compare Eq. (13a) with the exponent obtained from the numerical solutions for the equation of motion.

III. NUMERICAL RESULTS

In this section, we solve Eqs. (6a) and (6b) numerically for various values of α . The initial conditions are $\phi(0) = 1$ and $d\phi(z)/dz|_{z=0} = 0$ in the present calculations. We apply the Euler-Maruyama scheme to the stochastic equations. The time step in z is set to 0.05 in these numerical calculations.

Figure 1 displays the time evolution of $\phi(z)$ for $\alpha = 0.6$. Apparently, the field is amplified because of white noise. One trajectory can be calculated when the sequence of noise is given. Thus this amplification may not occur frequently.

Then we should calculate many trajectories and take the average of them. Therefore, we calculate the mean value of the trajectories of the field $\phi_i^{(j)}(z)$, where the subscript i distinguishes different batches and the superscript (j) indicates a trajectory in a certain batch. One batch has 500 samples (trajectories) and the mean value $M_i(z)$ of these trajectories is calculated. We take 20 batches and calculate the mean value of $M_i(z)$. Then, the mean value over 20 batches, $\bar{\phi}(z)$, is given by

$$\bar{\phi}(z) = \frac{1}{20} \sum_{i=1}^{20} M_i(z), \quad (15a)$$

$$M_i(z) = \frac{1}{500} \sum_{j=1}^{500} \phi_i^{(j)}(z). \quad (15b)$$

The averaged behavior $\bar{\phi}(z)$ for $\alpha = 0.6$ from $z = 100$ to 150 is displayed in Fig. 2. Thick curve represents the mean value $\bar{\phi}(z)$ and vertical bars indicate the confidential interval of 50%. These bars are depicted every 20 points in this figure. These bars become wide with time z , because the present process is a wiener process. It is found from this figure that the field is amplified by noise. We use $\bar{\phi}(z)$ for various values of α in the subsequent evaluation of the exponents.

Figure 3 displays the exponents in the unit time $dg|_{\Delta z=1}$ and the approximated exponents in the unit time $(\Delta g)_{st}|_{\Delta z=1}$ for various values of α . The exponent $dg|_{\Delta z=1}$ is estimated from $\bar{\phi}(z)$ in the region of $z \geq 100$ in order to decrease the effects of the initial conditions. The exponent $(\Delta g)_{st}|_{\Delta z=1}$ is calculated in two ways. One $[(\Delta g)_{st}|_{\Delta z=1} \text{ (full)}]$ is obtained by using Eq. (10) and the other $[(\Delta g)_{st}|_{\Delta z=1} \text{ (app. : } n=2)]$ is by using Eq. (13a) with $n=2$. In Fig. 3 (a) and Fig. 3 (b), the symbol “ \times ” designates points “ $dg|_{\Delta z=1}$ ” and the thick curve is a guide. The dotted curve represents “ $(\Delta g)_{st}|_{\Delta z=1} \text{ (full)}$ ” and the dashed curve represents “ $(\Delta g)_{st}|_{\Delta z=1} \text{ (app. : } n=2)$ ”. In both figures, the dashed and dotted curves are quantitatively similar. The exponent $dg|_{\Delta z=1}$ is close to the exponent $(\Delta g)_{st}|_{\Delta z=1}$ for small values of α as in Fig. 3 (a) and the difference in magnitude between $dg|_{\Delta z=1}$ and $(\Delta g)_{st}|_{\Delta z=1}$ increases with α as in Fig. 3 (b). Therefore, the exponent $dg|_{\Delta z=1}$ can be approximately evaluated with the exponent $(\Delta g)_{st}|_{\Delta z=1}$ in the region of small values of α . Obviously, numerical results imply that $dg|_{\Delta z=1}$ is a monotone increasing function of α . In these figures, the α dependence of $(\Delta g)_{st}|_{\Delta z=1}$ and that of $dg|_{\Delta z=1}$ are similar.

IV. CONCLUSIONS

We investigate the amplification of the field induced by white noise. We obtain the expression of the exponent statistically averaged and the expression of the exponent approximated with the method of steepest descent. In addition, the exponents are extracted from the numerical solutions of the stochastic differential equations.

We summarize the results: 1) White noise amplifies the fields, especially in the region of large values of α . This indicates that the amplification for soft modes is strong compared with that for hard modes. The amplification weakens with the mass of the amplified field. 2) The expression of the exponent statistically averaged is reliable to estimate the magnitude of the exponent for the small values of α . In particular, the expression approximated with the method of steepest descent is easy to use, because this expression is written with only well-known functions. These results imply that the soft modes can grow on the vacuum that is located at the bottom of the potential, if the coupling between the field and white noise (i.e. the parameter D) is sufficiently strong and if the mass of the field ϕ is sufficiently light.

As pointed in Subsec. IIB, the coefficient of ϕ in Eq. (3) can be negative because of noise. The amplification in the present study is caused by the negative coefficient. In comparison, the amplification in spinodal decomposition process is induced by negative mass squared. Therefore, soft modes are amplified strongly in both the present process and spinodal decomposition process.

It is expected that the stochastic equation used in the present study appears in various fields of physics, for example, in the study of the early universe and chiral symmetry rebreaking. Though the parameter α may be one or less, the field can be amplified if α is larger than 0.3. (See Fig. 3(a).) The parameter α decreases with the mass m if the energy $\omega(\vec{k})$ is given by $\sqrt{m^2 + \vec{k}^2}$. Therefore, the amplification is strong for shallow potentials.

In the present study, we treat the linear equation with white noise. However, nonlinear terms and colored noise appear in general. We would like to handle the effects of these terms in the future studies.

- [2] J. J. Collins et. al, Phys. Rev. E **54**, 5575 (1996).
- [3] L. Yang, Z. Hou and H. Xin, J. Chem. Phys. **110**, 3591 (1999).
- [4] C. J. Tessone and R. Toral, cond-mat/0409620.
- [5] D. R. Chialvo et. al, Phys. Rev. E **65**, 050902 (2002).
- [6] H. Fukuda, H. Nagano and S. Kai, J. Phys. Soc. Jpn. **72**, 487 (2003).
- [7] A. A. Zaikin et. al, Phys. Rev. Lett. **88**, 010601 (2002).
- [8] C. Van den Broeck et. al, Phys. Rev. E **55**, 4084 (1997).
- [9] K. Miyakawa and H. Isikawa, Phys. Rev. E **65**, 056206 (2002).
- [10] A. S. Pikovsky and J. Kurths, Phys. Rev. Lett. **78**, 775 (1997).
- [11] G. Felder, J. García-Bellido, P. B. Greene, L. Kofman, A. Linde and I. Tkachev, Phys. Rev. Lett. **87**, 011601 (2001).
- [12] L. D. Landau and E. M. Lifshiz, *Mechanics*, 3rd edn. (Pergamon Press, New York, 1976).
- [13] L. Kofman, A. Linde and A. A. Starobinsky, Phys. Rev. D **56**, 3258 (1997).
- [14] V. Zanchin, A. Maia, Jr., W. Craig and R. Brandenberger, Phys. Rev. D **57**, 4651 (1998).
- [15] V. Zanchin, A. Maia, Jr., W. Craig and R. Brandenberger, Phys. Rev. D **60**, 023505 (1999).
- [16] M. Ishihara, Prog. of Theor. Phys. **114**, 157 (2005).
- [17] B. A. Bassett, Phys. Rev. D **58**, 021303 (1998).
- [18] S. Mrówczyński and B. Müller, Phys. Lett. B **363**, 1 (1995)
- [19] D. I. Kaiser, Phys. Rev. D **59**, 117901 (1999)
- [20] H. Hiro-Oka and H. Minakata, Phys. Lett. B **425**, 129 (1998); **434**, 461(E) (1998); Phys. Rev. C **61**, 044903 (2000).
- [21] A. Dumitru and O. Scavenius, Phys. Rev. D **62**, 076004 (2000).
- [22] M. Ishihara, Phys. Rev. C **62**, 054908 (2000).
- [23] A. Sornborger and M. Parry, Phys. Rev. D **62**, 083511 (2000).
- [24] S. Maedan, Phys. Lett. B **512**, 73 (2001).
- [25] M. Ishihara, Phys. Rev. C **64**, 064903 (2001).

FIG. 1: Typical time evolution of the field for $\alpha = 0.6$.

FIG. 2: The time evolution of the mean value of ϕ for $\alpha = 0.6$. One batch has 500 samples and the mean value over 20 batches, $\bar{\phi}(z)$, are calculated numerically. Thick curve represents $\bar{\phi}(z)$ and vertical bars indicate the confidential interval of 50%. These bars are depicted every 20 points.

FIG. 3: The exponents in the unit time $dg|_{\Delta z=1}$ and $(\Delta g)_{st}|_{\Delta z=1}$, in (a) the narrow region ($\alpha \leq 3$) and (b) the wide region ($\alpha \leq 20$). The symbol “ \times ” represents the data points for $dg|_{\Delta z=1}$ obtained from $\bar{\phi}(z)$ and the thick curve is a guide. The dotted curve represents $(\Delta g)_{st}|_{\Delta z=1}$ obtained from Eq. (10) and the dashed curve represents $(\Delta g)_{st}|_{\Delta z=1}$ obtained from Eq. (13a) with $n = 2$.

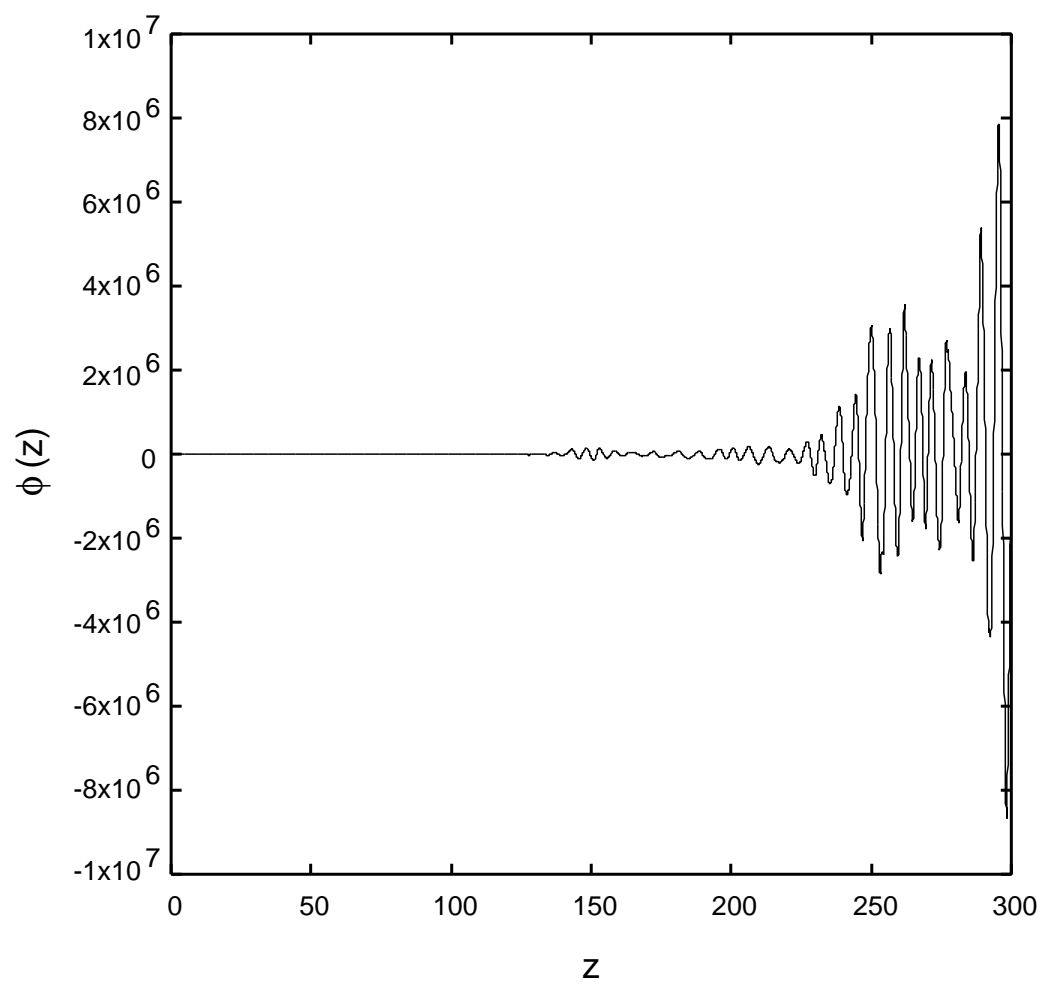


Fig. 1

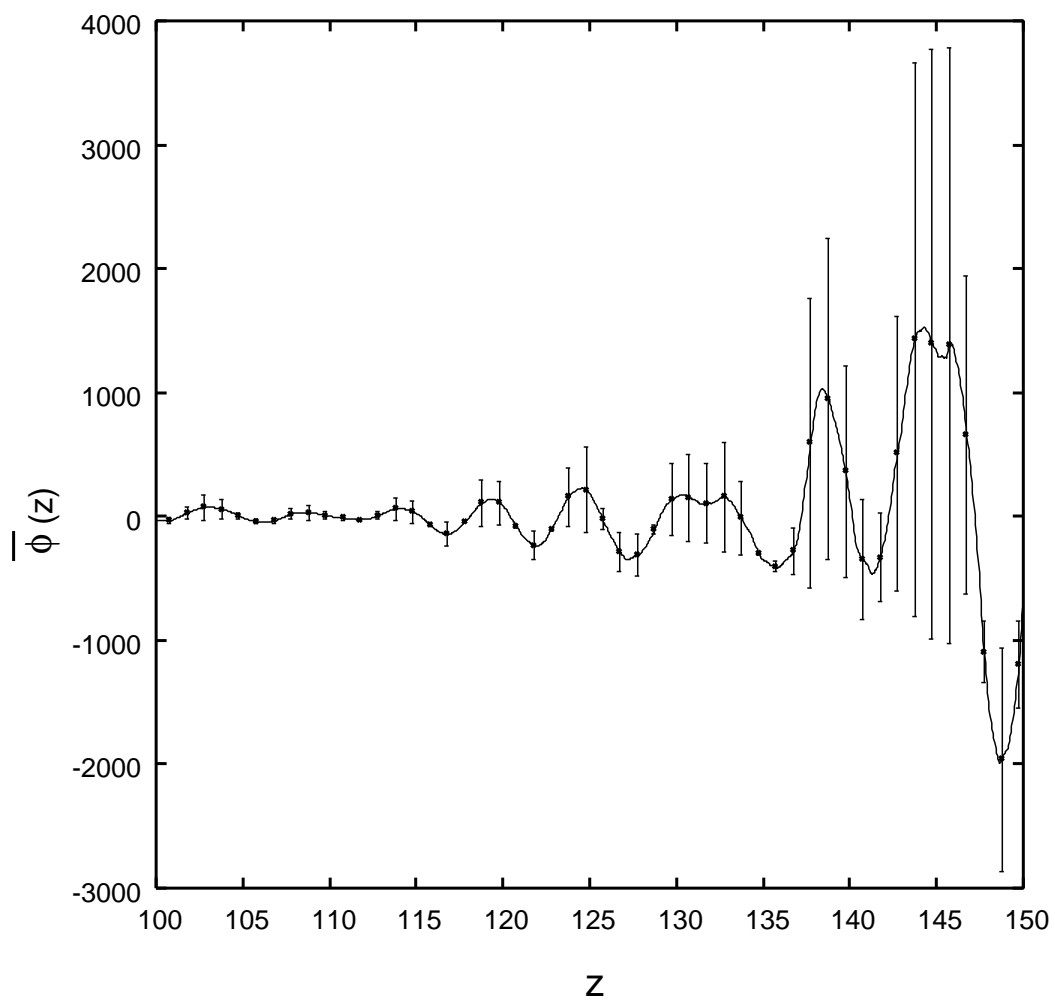


Fig. 2

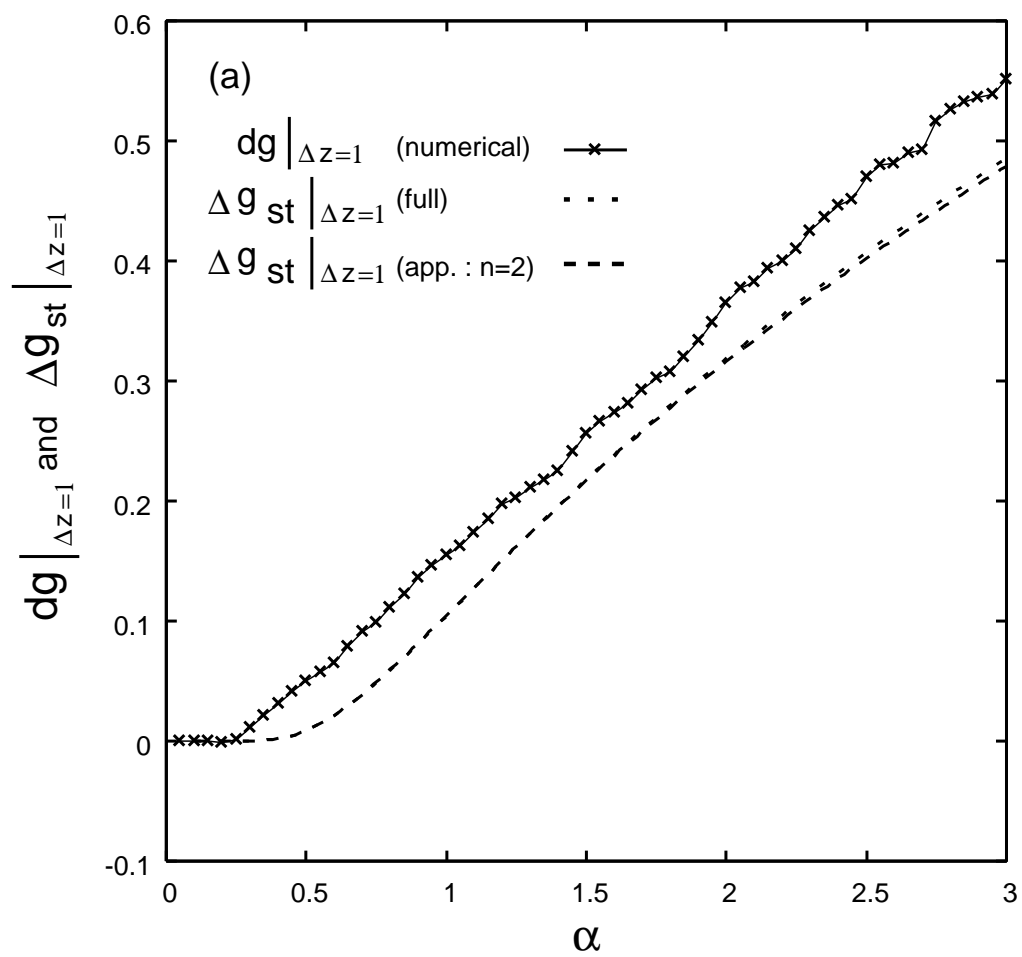


Fig. 3(a)

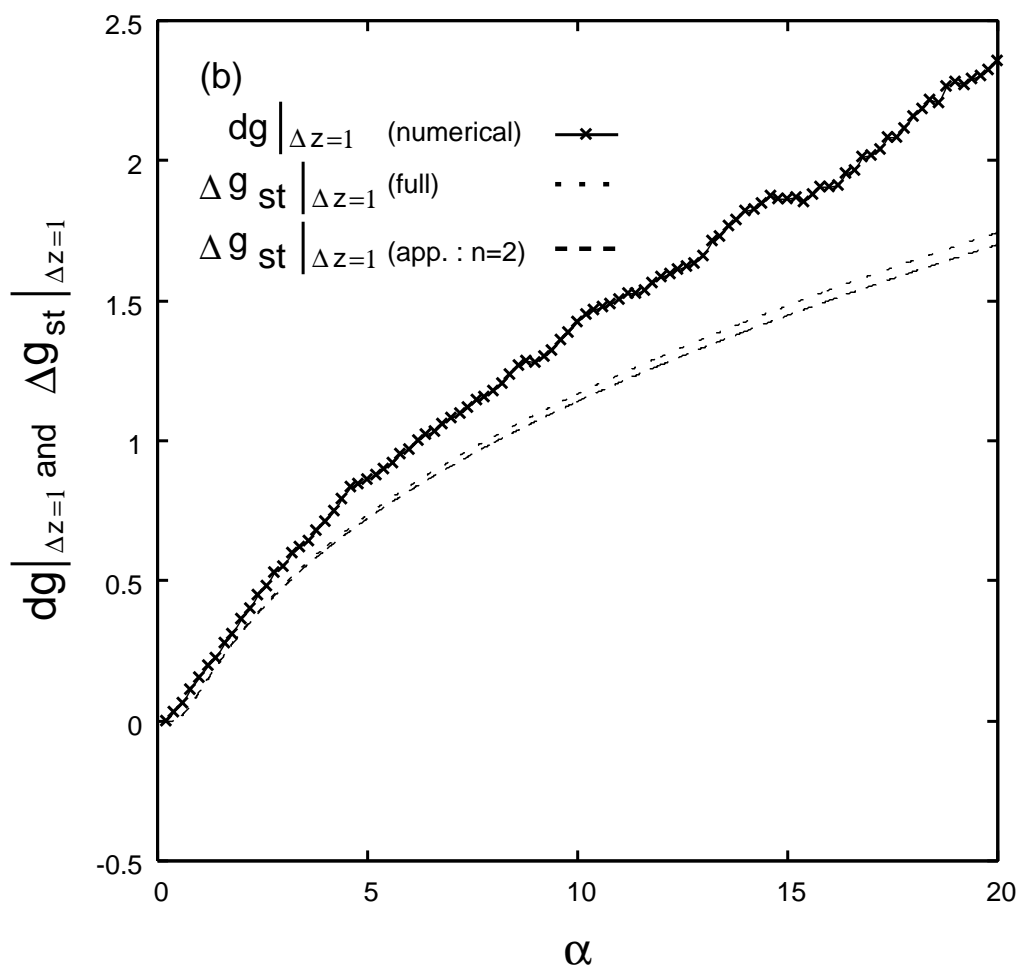


Fig. 3(b)