

Avalanche dynamics driven by adaptive rewirings in complex networks

K. Rho, S. R. Hong, and B. Kahng

School of Physics and Center for Theoretical Physics, Seoul National University, Seoul 151-747, Korea

(Dated: February 20, 2019)

We introduce a toy model displaying the avalanche dynamics of failure on scale-free networks. In the model, the network grows following the Barabási and Albert model and each node is assigned a capacity or tolerance, which is constant irrespective of node index. As time goes on, the degree of each node increases. If degree of a given node exceeds its capacity, the node fails and each link connecting to that node rewires to other nodes among those not connected yet following the preferential attachment rule. Such a rewiring edge may trigger another failure. This dynamic process can occur successively and exhibits a self-organized critical behavior, so that the avalanche size distribution follows a power law. The associated exponent $\tau \approx 2.6(1)$. The entire system breaks down when any rewiring edges cannot find target nodes, of which time is called the breaking time. We obtain the breaking time as a function of the capacity and its distribution function by using the extreme value statistics.

PACS numbers: 89.70.+c, 89.75.-k, 05.10.-a

Complex systems consist of many constituents, which interact with each other or adapt themselves to external perturbations [1, 2]. Recently, there have been much endeavors to describe such systems through networks [3, 4, 5, 6], where nodes and links represent constituents and their interactions, respectively. Many complex networks in real systems follow a power-law $P_d(k) \sim k^{-\gamma}$ in the degree distribution, where degree is the number of links connected to a given node [7]. Such a network is called scale-free (SF) networks. SF networks are ubiquitous in real world, whose examples include the Internet and the world-wide web, the metabolic networks, the protein interaction networks, the co-authorship network, etc.

It was studied that complex networks are robust against random removal of nodes, however, they are vulnerable against intentional removal of nodes with large degree [8]. More severe damage can arise by triggering a small number of nodes, but the failure propagates to other nodes in a cascading way. The avalanche dynamics occurs more often in complex networks because of the small world feature of the system. The 1996 and 2003 blackout of power transportation network in the United State is a typical example of such a cascading failure in complex networks [9]. Another example can be found in the Internet traffic. In October 1986, during the first documented Internet congestion collapse, the speed of the connection between the Lawrence Berkeley Laboratory and the University of California at Berkeley, two places separated only by 200 meters, dropped by a factor of 100 [10]. Such examples are only a few instances, can be found in various systems such as cultural fad, earthquake, etc. Since the subject of avalanche dynamics in complex systems is interesting and intricate, many studies have been carried out [11, 12, 13, 14, 15, 16].

Here we introduce a toy model exhibiting avalanche dynamics in complex networks in which as nodes fail, the links connected to that node rewire to other nodes and the total number of links are preserved during the avalanche dynamics. Due to the dynamic rule, the overload imposed on a specific node is shared with other nodes globally as the case of global load sharing in the fiber bundle model.

Let us begin with the introduction of the model we consider

here. The model is based on the Barabási and Albert (BA) model [7], in which at each time step, a new node is added and connects links to m distinct existing nodes by following the so-called preferential attachment (PA) rule. A newly added node is connected to node i whose degree k_i with probability $\Pi_i = mk_i / \sum k_i$. Here the number of nodes at $t = 0$ is taken as m and they are fully connected to each other. The modification of our model to the BA model is made as follows: We assign a capacity or tolerance σ to each node i , which is constant independent of node index i . Here, the capacity is the limit of connections by which each node can sustain. As time goes on, the degree of each node increases. When the degree of a given node exceeds its capacity σ , the node is regarded as overloaded and is deleted from the system. Then all the links connected to the failed node rewire their connections to other remaining nodes by applying the PA rule. By other remaining nodes, we mean the nodes in the system except the overloaded nodes as well as the nodes already connected from the given node. Multiple connections are disallowed. The rewiring process is illustrated in Fig. 1. The rewiring process may trigger avalanche dynamics: if a node receiving a link rewired from a certain overloaded node has the degree $\sigma + 1$, exceeding the capacity σ , then that node fails and the links connected to that node have to be rewired again. Such a process is repeated again until no overloaded node is left. Thus the degree of each node remaining after completing such an avalanche dynamics does not exceed the capacity σ . If there is no target node left to which a rewiring link should connect, then the dynamics ends and the entire system is regarded as collapsed, and that time is called “the breaking time”, denoted as t_b . It is noteworthy that the avalanche process does not spread locally from the triggering node, but occurs over the entire system. Also the number of links is preserved during the avalanche process, so that the load of the failed node is taken over by other nodes globally. Otherwise, the system breaks down.

We perform numerical simulations for the model with various σ . First we consider the breaking time as a function of the capacity σ . Here we find that the mean breaking time $\langle t_b \rangle$ averaged over different ensemble increases very rapidly with increasing the capacity σ following a double exponential

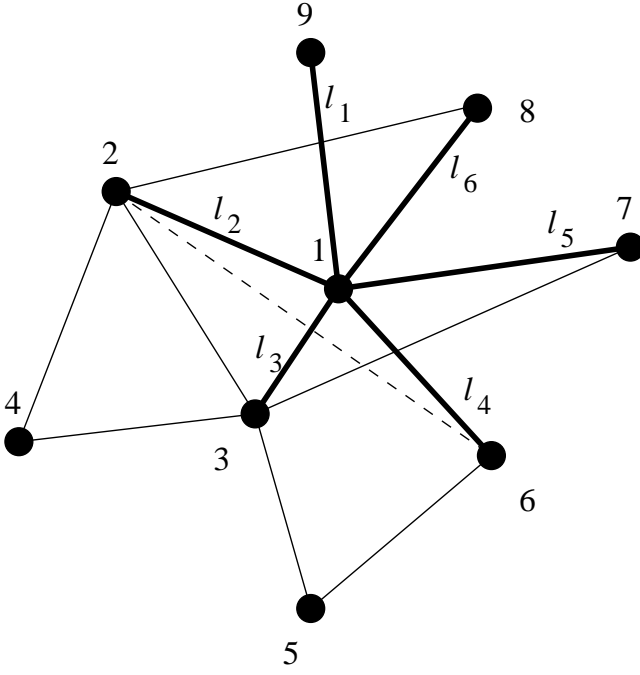


FIG. 1: Illustration of the dynamic rule of the model for the case of $\sigma = 5$. When node 9 is newly added and connected to node 1, the degree of node 1 exceeds its capacity $\sigma = 5$. Then the node 1 is overloaded and deleted from the system, and the links $\ell_1 \sim \ell_6$ (bold lines) connected to the node 1 are rewired. For example, the link ℓ_2 is rewired from 1 to one of nodes 5, 6, 7, and 9, say 6, pivoting on node 2. The target is selected following the PA rule.

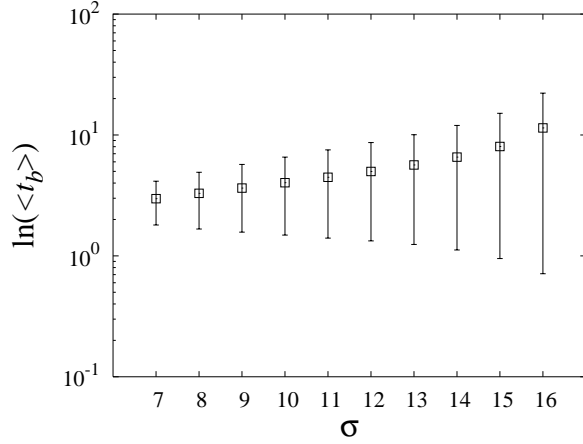


FIG. 2: Plot of the logarithm of the mean breaking time $\langle t_b \rangle$ as a function of capacity σ in semi-logarithmic scale. The plateau in this plot means $\langle t_b \rangle \sim \exp \exp(\sigma)$. The increasing behavior means that the mean breaking time increases faster than the double exponential function.

function or much faster than the double exponential function as shown in Fig.2. This result implies that a small amount of the increment of the capacity of each node enhances the tolerance of the system by a large amount. That is because the amount of the overload is shared globally. Note that since the breaking time increases very rapidly, it is not easy to perform

σ	$\langle t_b \rangle$	e	a	b	m
7	19	3	2.0	34000	3.2
8	26	5	2.8	1900	1.96
9	38	7	2.68	3074	1.920
10	56	12	2.68	3470	1.766
11	87	21	2.57	4679	1.668
12	147	38	3.41	1222	1.165
13	283	81	3.69	1106	0.998
14	703	229	4.05	829	0.803
15	3073	1188	4.755	512	0.576
16	93075	45649	6.412	302	0.334

TABLE I: The summary table : capacity (σ), the mean breaking time ($\langle t_b \rangle$), the root-mean-square of the breaking time (e) and the estimated values of the constant a , b , and m in the probability distribution function $F(t) = 1 - \exp[-\exp(a - bt^{-m})]$

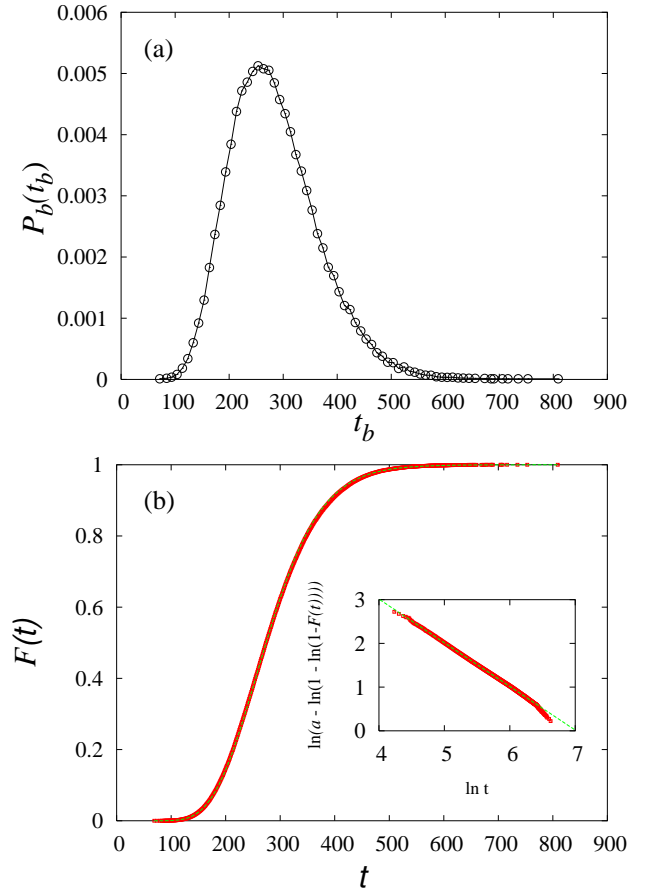


FIG. 3: (a) The breaking time distribution $P_b(t_b)$ for $\sigma=13$ in linear scales. (b) The probability of failure at time t or less, $F(t)$ as a function of t . Inset: Test if the $F(t)$ fits to the double logarithm function.

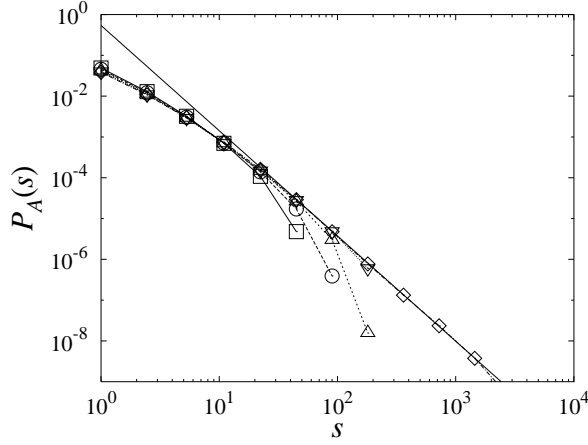


FIG. 4: Avalanche size distribution $P_A(s)$ for various $\sigma = 12$ (\square), 13 (\circ), 14 (\triangle), 15 (∇), and 16 (\diamond) in double logarithmic scales. The linear fit (solid line) has the slope -2.6 . The data are averaged over 10^5 configurations for $\sigma = 12, 13, 14$ and 15 , but 55000 configurations for $\sigma = 16$.

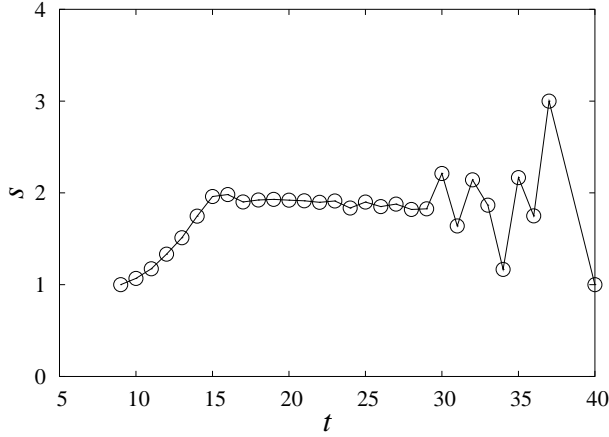


FIG. 5: Average avalanche size $\langle s \rangle$ as a function of time for $\sigma = 16$.

numerical simulations for large capacity σ .

The breaking time fluctuates very largely as can be noticed in Fig.2, where the error bar increases with increasing σ . Explicit values are listed in Table 1. Thus, it would be meaningful to study the distribution of the breaking time as this is a relatively sensitive probe of the underlying breaking mechanism, which is often used as a tool for reliability analysis. It is conventional to consider the probability $F(t)$ that a network has failed at a time t , or less. Then $F(t) = \int_0^t P_b(t_b) dt_b$. In Fig.3(a), we plot this distribution numerically, and the distribution is found to be well fit to the double exponential form,

$$F(t) = 1 - \exp[-\exp(a - bt^{-m})], \quad (1)$$

which is one of the known functions in the extreme value statistics. The constants a , b and m depend on the capacity σ . Their values are listed in Table I. The double exponential functional form appears in the mechanical failure problem in

the ductile regime [17]. This functional form is different from the Weibull distribution arising in the brittle regime and the fiber bundle model [18]

Next, we study the avalanche size distribution, in which the avalanche size means the number of nodes successively failed. The avalanche size distribution follows a power-law,

$$P_A(s) \sim s^{-\tau}, \quad (2)$$

with the exponent $\tau \approx 2.6(1)$ (Fig. 4). The exponent value is close to that obtained from the fiber-bundle model. We examine the mean avalanche size as a function of triggering time. As shown in Fig. 5, the mean avalanche size is independent of triggering time except in small t regime.

The exponent of the avalanche size distribution for the model is close to the one obtained in the fiber bundle model on SF networks [19]. In the original fiber-bundle model in one dimension, an external force is evenly distributed to all the nodes in the network. Threshold σ_i of node i against failure is assigned. If the load is larger than its threshold, then the node fails irreversibly and the load on that node is equally transferred to its remaining nearest neighbors. This process lasts until no more failure proceeds. Then the process is repeated by setting a bigger force on the remaining nodes. The study of the fiber bundle model has been extended to the case on complex networks. When a critical force is applied, the avalanche size distribution follows a power law. Recently Kim *et al.* [18] investigated the fiber bundle problem on various complex networks such as the Erdős and Rényi random network [20], the small world network [21] and the scale-free network. They show that the patterns of the avalanche dynamics on such complex networks are almost the same because of the small world property: The effect of local load sharing rule is negligible in the complex networks. Therefore the exponent of the avalanche size distribution is reduced to the mean field value $\tau = 5/2$.

As we can see in Fig.5, the avalanche size is independent of time, which suggests that the correlation between degrees is not effective, and the whole system is regarded as being homogeneous. Moreover, the avalanche dynamics proceeds globally by rewiring dynamics. Thus, the exponent of the avalanche size distribution of the toy model is reduced to the mean field value. While it is not clear what real systems the toy model can be applied to, the dynamic rule of the rewiring edges in the model is rather unique, which may reflect an adaptive behavior of each individual (node) when one suffers from failure. In this case, the adaptive behavior does not relieve itself, but may cause other successive failures. Such a phenomenon can be often found in complex systems. For example, when electric power is lack in one city, the current power grid system is designed to make up the lack from neighboring cities instantly, which may cause the cascading black-out over the entire country. To prevent such an avalanche dynamics induced by adaptive activity, failure has to be localized.

This work is supported by the KRF Grant funded by the Korean government MOEHRD (R14-2002-059-010000-0).

-
- [1] K. Ziemelis and L. Allen, *Nature (London)* **410**, 241 (2001) and following review articles on complex systems.
 - [2] R. Gallagher and T. Appenzeller, *Science* **284**, 87 (1999) and following viewpoint articles on complex systems.
 - [3] R. Albert, A.-L. Barabási, *Rev. Mod. Phys.* **74**, 47 (2002).
 - [4] S. N. Dorogovtsev, J. F. F. Mendes, *Evolution of Networks: From Biological Networks to the Internet and the WWW* (Oxford University Press, Oxford, 2003).
 - [5] M. E. J. Newman, *SIAM Rev.* **45**, 167 (2003).
 - [6] R. Pastor-Satorras, A. Vespignani, *Evolution and Structure of the Internet: a Statistical Physics Approach* (Cambridge University Press, Cambridge, 2004).
 - [7] A.-L. Barabási and R. Albert, *Science* **286**, 509 (1999).
 - [8] R. Albert, H. Jeong, and A.-L. Barabási, *Nature (London)* **406**, 378 (2000).
 - [9] M.L. Sachtjen, B. A. Carrera, and V.E. Lynch, *Phys. Rev. E* **61**, 4877 (2000).
 - [10] V. Jacobson, *Comput. Comm. Rev.* **18**, 314 (1988).
 - [11] A.E. Motter and Y.-C. Lai, *Phys. Rev. E* **66**, 065102(R)(2002).
 - [12] L. Zhao, K. Park, and Y.-C. Lai, *Phys. Rev. E* **70**, 035101(R) (2004).
 - [13] E.J. Lee, K.-I. Goh, B. Kahng and D. Kim, *Phys. Rev. E* **71**, 056108 (2005).
 - [14] P. Crucitti, V. Latora, and M. Marchiori, *Phys. Rev. E* **69**, 045104(R) (2004).
 - [15] Y. Moreno, J. B. Gómez, and A. F. Pacheco, *Europhys. Lett.* **58**, 630 (2002).
 - [16] K.-I. Goh, D.-S. Lee, B. Kahng, and D. Kim, *Phys. Rev. Lett.* **91**, 148701 (2003).
 - [17] B. Kahng, G.G. Batrouni, S. Redner, L. de Arcangelis, and H.J. Herrmann, *Phys. Rev. B* **37**, 7625 (1988).
 - [18] D.-H Kim, B.J. Kim, and H. Jeong, *Phys. Rev. Lett.* **94**, 025501 (2005).
 - [19] Y. Moreno, J. B. Gómez, and A. F. Pacheco, *Europhys. Lett.* **58**, 630 (2002).
 - [20] P. Erdős and A. Rényi, *Publ. Math. Inst. Hung. Acad. Sci. Ser. A* **5**, 17 (1960).
 - [21] D.J. Watts and S.H. Strogatz, *Nature* **393**, 440 (1998).