

## Efficiency of rejection-free Monte Carlo methods

Hiroshi Watanabe<sup>1,2</sup>, Satoshi Yukawa<sup>2,y</sup>, M. A. Novotny<sup>3</sup> and Nobuyasu Ito<sup>2</sup><sup>1</sup> Department of Complex Systems Science, Graduate School of Information Science, Nagoya University, Furouchou, Chikusa-ku, Nagoya 464-8601, Japan<sup>2</sup> Department of Applied Physics, School of Engineering,

The University of Tokyo, Hongo, Bunkyo-ku, Tokyo 113-8656, Japan and

<sup>3</sup> Department of Physics & Astronomy, and HPC<sup>2</sup> Center for Computational Sciences, Mississippi State University, Mississippi, MS 39762-5167

We construct asymptotic arguments for the waiting time, defined as the number of trials to achieve one update in rejection-free Monte Carlo (MC) methods. We find that the waiting time is proportional to  $e^{-\beta \Delta \epsilon}$  in the Ising,  $\beta \Delta \epsilon$  in the classical XY, and  $\beta \Delta \epsilon$  in the classical Heisenberg spin systems with inverse temperature  $\beta$ , regardless of the dimension. The behavior in hard particle systems is also obtained, and found to be proportional to  $(\rho_{\text{cp}})^d$  with the closest packing density  $\rho_{\text{cp}}$ , density  $\rho$ , and dimension  $d$  of the systems. The waiting time determines the efficiency of rejection-free Monte Carlo (RFMC) methods, as well as the inefficiency of the standard MC method with rejection. Our arguments are general, and applicable to any RFMC implementation of any model studied using kinetic Monte Carlo.

PACS numbers: 02.50.Ga, 02.70.Tt, 75.10.Hk

Monte Carlo (MC) methods have become more powerful tools with the development of faster and more accessible computers. Many different phenomena have been studied with MC methods [1]. With standard MC (also sometimes called Metropolis or Markov Chain Monte Carlo) dynamics, one trial involves two parts; choosing a new state and deciding whether to accept or reject it. Choosing the new state involves first randomly picking one of the  $N$  particles (or spins) and then moving it to a new allowed position (or changing the spin). Various methods to accelerate MC methods for studies of the statics of a system by modifying the underlying MC move are available [1]. However, when the underlying MC move is based on physical processes, such modifications of the MC method are not allowed since they would change the time development of the system. These kinetic MC methods are used in many physical situations, such as molecular beam epitaxy [1], as well as driven magnetic systems or models of membranes or biological evolution [2].

The standard dynamic MC procedure becomes very inefficient under some conditions, for example, at low temperature and in a strong external field. This is because the rate of rejection becomes very high, so a huge number of trials is required to make a change in the state of the system. This problem can be avoided using a different technique called the rejection-free Monte Carlo (RFMC) method. It was first constructed for discrete spin systems [3], and has been applied for example to the kinetic Ising model in order to study dynamical critical behavior

[4]. For a review and history of the RFMC for discrete degrees of freedom, see [5]. A RFMC method has also been developed and applied to a model with continuous degrees of freedom [6]. The RFMC shares the original Markov chain with the standard MC, but the simulation of the RFMC is more efficient in the region where the standard MC is inefficient due to many rejected trial states.

In this paper, we first construct mean-field-type arguments which predict the behavior of the waiting time. We define the waiting time as the number of rejected standard MC trials until there is an accepted trial. We then apply this calculation to obtain the efficiency of RFMC for various classical spin models and hard-particle systems. Finally, we confirm the predicted behavior by dynamic MC simulations.

Consider a general ferromagnetic spin system with MC dynamics at low temperature with a Hamiltonian,  $H = -J \sum_{\langle i,j \rangle} s_i s_j$ , with spins  $s_i$  ( $s_i = \pm 1$ ) and interaction energy  $J > 0$ . The sum is over the number of nearest-neighbor spins,  $n_s$ . The expectation value of the waiting time is given by the reciprocal of the acceptance probability to be [7],

$$t_{\text{wait}} = \frac{1}{P_{\text{acc}}} \quad (1)$$

The rejection probability is  $P_{\text{rej}} = 1 - P_{\text{acc}}$ ; with  $N$  the number of spins. The rejection probability of a MC move where spin  $i$  was the spin chosen to be changed is  $P_{\text{rej},i}$ . At low enough temperature, the values of  $P_{\text{rej},i}$  are almost identical and any changes will usually involve an energy increase, since all of the spins are almost parallel. Accordingly, the expectation value of  $P_{\text{rej},i}$  can be written as

$$P_{\text{rej},i} = 1 - e^{-\beta \Delta \epsilon_i} \quad (2)$$

E-mail: hwatanabe@is.nagoya-u.ac.jp

<sup>y</sup>Present address: Department of Earth and Space Science, Graduate School of Science, Osaka University

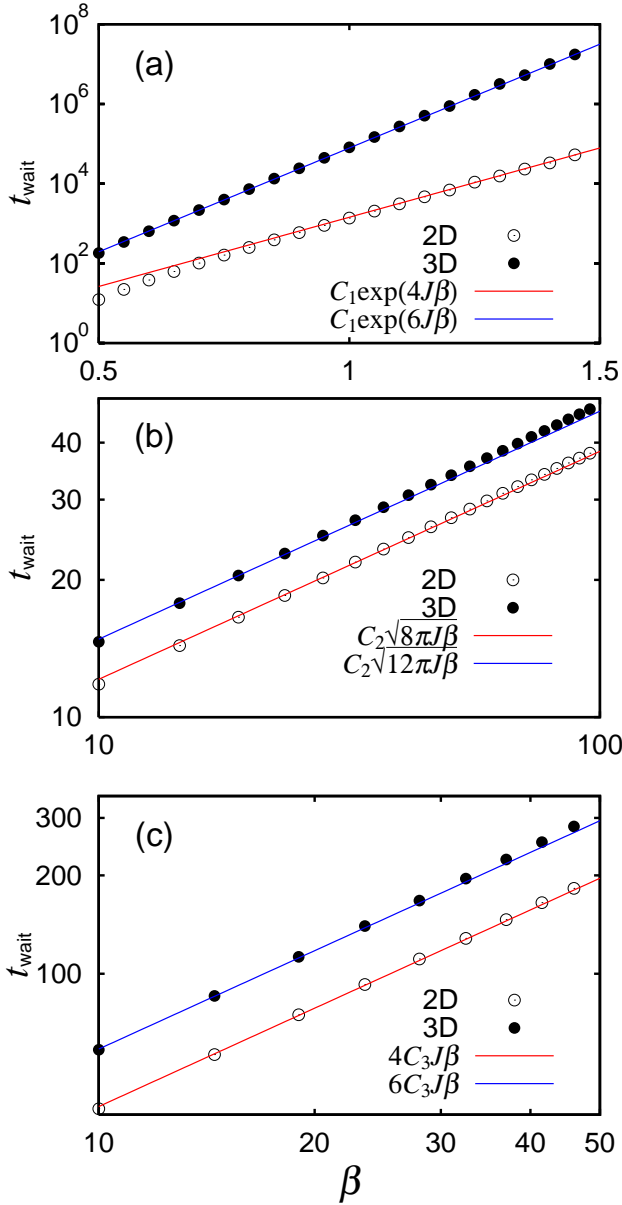


FIG. 1: (Color online) The waiting time  $t_{\text{wait}}$  vs.  $\beta$  of (a) Ising, (b) XY, and (c) Heisenberg spin systems on the square lattices. Decimal logarithms are taken for the vertical axis of (a) and both axes of (b) and (c). Open circles are the calculated waiting time and solid lines are the predicted behavior with  $C_1 = 0.48$ ,  $C_2 = 0.54$ , and  $C_3 = 0.49$ . The number of neighboring spins  $n_s = 4$  for the two-dimensional and  $n_s = 6$  for the three-dimensional systems. They show excellent agreement with the predictions.

where  $\beta$  is the inverse temperature,  $E$  is the energy difference between the current state and the chosen trial state and  $\langle \cdot \rangle_{\text{SC}}$  denotes the average for all possible spin configurations. With Eqs. 1), and (2), the expectation value of the waiting time is approximated by

$$t_{\text{wait}} = \frac{1}{\langle e^{-E} \rangle_{\text{SC}}} : \quad (3)$$

The approximation involves replacing the expectation value of a function by the function of the expectation value, which is a mean-field or asymptotic type of approximation. Equation (3) implies that the waiting time, which is the efficiency of the RFMC method, is inversely proportional to the probability that the trial to flip a randomly chosen spin is accepted. Note that, the above argument depends only on the details of the spins, not on the lattice type or dimension of the system. In the following, we evaluate Eq. (3) for three specific cases.

In the Ising model case, the energy difference  $E$  is just  $n_s J$  with a number of neighbor spins  $n_s$ . The expectation value of the acceptance probability is  $\langle e^{-E} \rangle_{\text{SC}} = \exp(-n_s J)$ ; and therefore, the waiting time is

$$t_{\text{wait}} = \exp(n_s J); \quad (4)$$

which shows that the efficiency of the RFMC will increase exponentially as the temperature decreases. Similarly, for other systems with discrete degrees of freedom, such as the  $q$ -state Potts or clock models,  $t_{\text{wait}}$  increases exponentially with  $\beta$ .

When the spin has continuous degrees of freedom, the average in Eq. (3) becomes an integration. For the classical XY model, the expectation value of the acceptance probability becomes,

$$\langle e^{-E} \rangle_{\text{SC}} = \frac{1}{Z} \int_0^{2\pi} d\theta e^{n_s J (1 - \cos \theta)}; \quad (5)$$

since the energy increase  $E = n_s J (1 - \cos \theta)$  with the angle of the spin  $\theta$ . When  $\beta \rightarrow 1$ , the integrand has a value only around  $\theta = 0$ . Therefore we make a saddle point approximation  $\cos \theta \approx 1 - \theta^2/2$ , and change the upper limits of the integration to infinity. Then Eq. 5) reduces to be the Gaussian integral

$$\langle e^{-E} \rangle_{\text{SC}} = \frac{1}{Z} \int_0^{2\pi} d\theta e^{n_s J \theta^2/2} = \frac{1}{\sqrt{2 n_s J}}; \quad (6)$$

With Eqs. (3) and (6), we have,

$$t_{\text{wait}} = \sqrt{2 n_s J}; \quad (7)$$

Therefore, the efficiency of the RFMC method grows less rapidly with decreasing temperature in the XY model than it does for a discrete spin model. Nevertheless, at low enough temperature the RFMC will still outperform a standard dynamic MC.

For the classical Heisenberg spin model, the energy difference  $E(\theta; \phi) = n_s J (1 - \cos \theta)$ , which is equivalent to the XY model. The expectation value of the acceptance probability is obtained from the integration,

$$\begin{aligned} \langle e^{-E} \rangle_{\text{SC}} &= \frac{1}{4} \int_0^{2\pi} d\theta \int_0^{2\pi} d\phi \sin \theta e^{-n_s J (1 - \cos \theta)} \\ &= \frac{1}{2 n_s J} : \end{aligned} \quad (8)$$

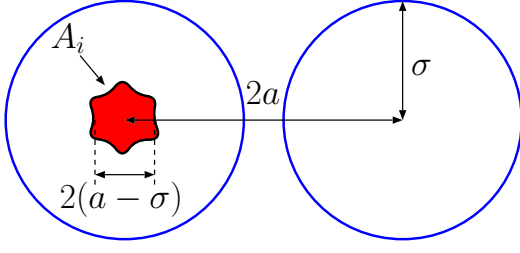


FIG. 2: (Color online) A schematic drawing of  $A_i$ . The radius of the particles and mean distance between centers of neighboring particles are denoted by  $\sigma$  and  $2a$ , respectively. The ‘radius’ of area  $A_i$  is on the order of  $(a - \sigma)$ , and hence  $A_i \propto (a - \sigma)^2$ .

Therefore,

$$t_{\text{wait}} = \frac{2n_s J}{1 - e^{-2n_s J}} \approx 2n_s J; \quad (9)$$

since  $e^{-2n_s J} \ll 1$ . This result, that the efficiency is proportional to  $J$ , agrees with the past study [6]. As the temperature is lowered, the efficiency of the RFMC for the classical Heisenberg spin model grows more rapidly than for the XY model, but not as rapidly as for a discrete spin model.

In order to confirm our predictions, Monte Carlo simulations were performed on two- and three-dimensional Ising, XY, and Heisenberg spin systems on a square lattice ( $d = 2$ ) and simple cubic lattice ( $d = 3$ ). The linear system size simulated is  $L = 128$ , and periodic boundary conditions are used in all directions. After thermalization of  $10^4$  MC steps per spin from the perfectly ordered state, the number of rejected trials  $N_a$  and the total trials  $N_t$  are counted over  $10^3$  MC steps per spin; therefore,  $N_t = 128^d$  with the dimension of the system  $d$ . Then the rejection probability is approximated by  $N_a/N_t$ .

Using this, we estimated the value of  $t_{\text{wait}}$ . The simulation results are shown in Fig. 1. The graphs show good agreement with our arguments. It is also worth noting that the prefactors we found are the same (within statistical errors) for the two- and three-dimensional systems.

Next, consider a hard-disk (HD) system with  $N$  particles. A dynamic Monte Carlo procedure based on an underlying random-walk dynamics is: 1) choose one particle randomly [from a uniform distribution over the index of all  $N$  particles], 2) choose a new position for the center of this chosen particle. The new position is chosen uniformly in the circle of radius  $\sigma$ , called a step length, centered on the original position of the particle. This trial move is accepted when the new position has no overlap with other particles, otherwise, the trial move is rejected. One MC step involves  $N$  trials, and the time evolution of this system can be considered to be Brownian-motion with a diffusion constant  $D \propto \sigma^2$

for a low particle density. The probability  $p_i$ , which is the probability that the Monte Carlo trial of particle  $i$  is rejected, is  $p_i = 1 - A_i/\sigma^2$ , with  $A_i$  the area particle  $i$  can move within  $\sigma$  without any overlap. The rejection probability is  $p = 1 - \langle A_i \rangle / \sigma^2$ ; with the average of area  $\langle A_i \rangle = \sigma^2 / N$ . The mean distance between two neighboring particles is  $2a$  and the radius of the particle is  $\sigma$ . The radius of the area in which the particle can move is of order  $(a - \sigma)$  (see Fig. 2). Therefore,  $A_i \propto (a - \sigma)^2$ . The density of the system is proportional to  $1/\sigma^2$ , and becomes the closest packing density  $\rho_{\text{cp}}$  when  $\sigma \rightarrow a$ , therefore,  $\rho \propto 1/\sigma^2$  and  $\rho_{\text{cp}} \propto 1/a^2$ . The behavior of  $A_i$  is expected to be  $A_i \propto \frac{1}{\rho} (1 - \rho/\rho_{\text{cp}})^2$  with  $\rho_{\text{cp}} = 1/a^2$ . We thus obtain the expected value of the waiting time for the HD system,  $t_{\text{wait}}^{\text{HD}} = \frac{1}{\rho_{\text{cp}}} \frac{1}{(1 - \rho/\rho_{\text{cp}})^2}$ . Similar arguments give  $t_{\text{wait}}$  for a  $d$ -dimensional hard particle system,

$$t_{\text{wait}} = \frac{\sigma^d}{\pi^d} \frac{1}{(1 - \rho/\rho_{\text{cp}})^d}; \quad (10)$$

Note that the behavior of  $t_{\text{wait}}$  depends on the dimension in the particle system  $s$ , while that of the spin systems does not. This behavior is confirmed with Monte Carlo simulations on the HD system with  $N = 23288$  and the hard-sphere (HS) system with  $N = 4000$ . After  $10^4$  MC steps per particle, the value of  $t_{\text{wait}}$  is estimated from  $10^4$  MC steps per particle. The results are shown in Fig. 3, in good agreement with our predictions.

The arguments above show how efficient RFMC methods are compared to the standard MC methods. The RFMC methods require substantially greater amounts of bookkeeping for one algorithmic step. The advantage is that one algorithmic step in the RFMC method corresponds in certain regimes of parameter space to a very large number of single MC trials. While the standard MC tries to update at every time step, the RFMC method calculates the waiting time  $t_{\text{wait}}$  in the current state and the system makes a transition to a new state. Therefore, the RFMC is an event-driven method. The waiting time is a random variable chosen to reproduce the original MC dynamics, and is given by  $t_{\text{wait}} = \lceil \ln r / \ln c + 1 \rceil$ ; with a random variable  $r$  uniform on  $(0; 1)$  and the rounding down  $\lceil x \rceil$ , which denotes the integer part of  $x$ . The rejection probability is  $p$ , the probability that the trial to escape from the current state is rejected. It should be noted that for all models studied here, and for almost all models, at low enough temperature the computer time required for the RFMC method will be less than that of standard dynamic MC no matter how much bookkeeping is required. The only question is how low the temperature is of the break-even point, where both standard MC and RFMC require the same amount of computer time for a given simulation.

To further test our arguments, we implement the RFMC for the classical XY spin system. We discretize the spin state and use the 128-state clock model since we cannot calculate an acceptance probability analytically

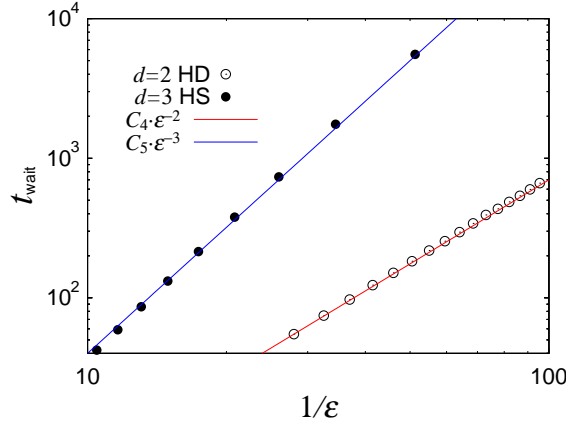


FIG. 3: (Color online) The waiting time  $t_{\text{wait}}$  of the hard-disk (HD) and hard-sphere (HS) systems at high densities. They are shown as functions of  $1/\epsilon$  with  $\epsilon = \epsilon_{\text{cp}} / \epsilon_{\text{cp}} = 1$ . Decimal logarithms are taken for both axes. The solid lines are for visual reference with  $C_4 = 0.07$  and  $C_5 = 0.04$ , respectively. This shows that the waiting time behaves as  $\epsilon^{-d}$  with the dimension of the system  $d$ .

in this system. We confirmed that the behavior of the system with discretized spins is equivalent to the system with a continuum degree of freedom in the region where we simulated. At very low temperatures (lower than we simulated), where the number of states in the clock model approximation becomes important, we expect that the RFMC efficiency crosses over to an exponential dependence as predicted in Eq. (4). The system size is  $128 \times 128$  and periodic boundary conditions are taken along the both directions. Measurements are started after  $10^5$  MC steps. The CPU-time ratio of the standard MC to the RFMC methods to achieve 1000 accepted MC trials is shown in Fig. 4. The behavior of the efficiency of the RFMC is as predicted in Eq. (7).

To summarize, we predicted the behavior of the average waiting time  $t_{\text{wait}}$  to be

$$t_{\text{wait}} \sim \begin{cases} \exp(\text{const}) & \text{Ising and other discrete spin systems} \\ p^{-d} & \text{(classical XY)} \\ \epsilon^{-d} & \text{(classical Heisenberg)} \\ \epsilon^{-d} & \text{(hard-particle)} \end{cases} \quad (11)$$

for the efficiency of the RFMC method. These have been confirmed by our MC simulations. It is interesting that the behavior of the HD system in the high density regime is different from that of the XY spin system at low temperature, while the phase transition of both are of a Kosterlitz-Thouless-type [8, 9, 10] (see for a review [11]). Our arguments for  $t_{\text{wait}}$  are very general, and consequently should be able to give the RFMC efficiency for other models, for example, a discrete stochastic model [12]. Note that the RFMC method gives the same dy-

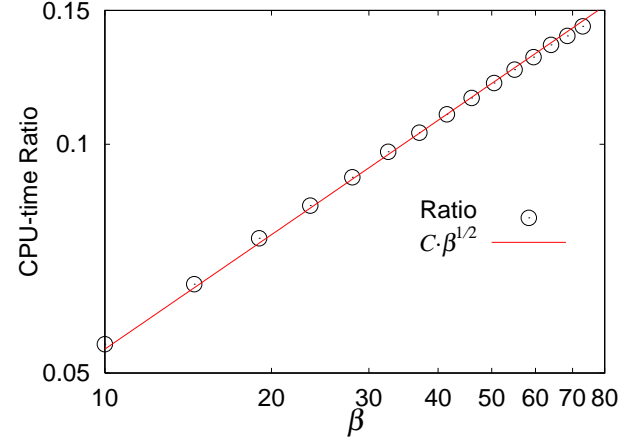


FIG. 4: (Color online) The ratio of the required computational time to achieve  $10^3$  accepted MC trials of the standard MC to the RFMC method in the classical XY spin system. Decimal logarithms are taken along both axes. The solid line is for visual reference ( $C = 0.017$ ). The efficiency of the RFMC behaves as predicted.

namics as the standard MC method, since the RFMC is mathematically equivalent to the standard MC (only the method of implementing the mathematics on a computer is different). This is in contrast to many other techniques to accelerate MC [1], which change the underlying relationship between single-trial MC time and the motion through the phase space of the system. Consequently, the RFMC method allows one in certain regimes to efficiently study the dynamical behavior of systems with a given physical MC dynamic. The dynamic for a MC may be derived from underlying physical properties [13, 14], and different MC dynamics can have enormous consequences on physical properties such as on low-temperature nucleation [15, 16].

The computation was partially carried out using the facilities of the Supercomputer Center, Institute for Solid State Physics, University of Tokyo. This work was partially supported by the Grant-in-Aid of the Japan Society for the Promotion of Science (No. 15607003 and 14740229), the 21st COE program, "Frontiers of Computational Science", Nagoya University, and by the U.S. NSF grants DMR-0120310, DMR-0426488, and DMR-0444051.

- 
- [1] D. Landau and K. Binder, *A Guide to Monte Carlo Simulations in Statistical Physics*, 2nd Ed. (Cambridge, 2005).
  - [2] J. Hausmann and P. Rujan, *Phys. Rev. Lett.* 79, 3339 (1997); P.B. Sunil Kumar, G. Gompper, and R. Lipowsky, *Phys. Rev. Lett.* 86, 3911 (2001); D. Chowdhury, D. Stauffer, and A. Kunwar, *Phys. Rev. Lett.* 90, 068101 (2003).
  - [3] A.B. Bortz, M.H. Kalos and J.L. Lebowitz, *J. Comput.*

- Phys. 17, 10 (1975).
- [4] S. Miyashita and H. Takano, Prog. Theor. Phys. 63, 797 (1980).
  - [5] M. A. Novotny in Annual Reviews of Computational Physics IX, ed. D. Stauffer (World Scientific, Singapore, 2001), p. 153.
  - [6] J. D. Muñoz, M. A. Novotny and S. J. Mitchell, Phys. Rev. E 67, 026101 (2003).
  - [7] T. Komatsu, J. Stat. Phys. 71, 269 (1993). N. Ito, in preparation (see cond-mat/0312548).
  - [8] B. I. Halperin and D. R. Nelson, Phys. Rev. Lett. 41, 121 (1978); A. P. Young, Phys. Rev. B 19, 1855 (1979).
  - [9] H. Watanabe, S. Yukawa, Y. Ozeki, and N. Ito, Phys. Rev. E 66, 041110 (2002); Phys. Rev. E, 69, 045103(R) (2004).
  - [10] Y. Ozeki, K. Ogawa, and N. Ito, Phys. Rev. E 67, 026702 (2003); Y. Ozeki and N. Ito, Phys. Rev. B 68, 054414 (2003).
  - [11] K. J. Strandburg, Rev. Mod. Phys. 60, 161 (1988).
  - [12] B. T. Werner and D. T. Gillespie, Phys. Rev. Lett. 71, 3230 (1993).
  - [13] K. Park, M. A. Novotny, and P. A. Rikvold, Phys. Rev. E 66, 056101 (2002).
  - [14] X. Z. Cheng, M. B. A. Jalil, H. K. Lee and Y. Okabe, Phys. Rev. Lett. 96, 067208 (2006).
  - [15] K. Park, P. A. Rikvold, G. M. Buendia, and M. A. Novotny, Phys. Rev. Lett. 92, 015701 (2004).
  - [16] G. M. Buendia, P. A. Rikvold, K. Park, and M. A. Novotny, J. Chem. Phys. 121, 4193 (2004).