

# FINITE-SIZE SCALING OF THE DOMAIN WALL ENTROPY FOR THE 2D $\pm J$ ISING SPIN GLASS

Ronald Fisch\*  
 382 Willowbrook Dr.  
 North Brunswick, NJ 08902  
 (Dated: December 2, 2024)

The statistics of domain walls for ground states of the 2D Ising spin glass with  $+1$  and  $-1$  bonds are studied for  $L \times L$  square lattices with  $L \leq 20$ , and  $x = 0.25$  and  $0.5$ , where  $x$  is the fraction of negative bonds, using periodic and/or antiperiodic boundary conditions. Under these conditions, almost all domain walls have an energy  $E_{dw}$  equal to 0 or 4. The probability distribution of the entropy,  $S_{dw}$ , is found to depend strongly on  $E_{dw}$ . The results for  $S_{dw}$  when  $E_{dw} = 4$  agree with the prediction of the droplet model, that  $S_{dw}$  scales with  $L$  like  $L^{ds/2}$ . Our results for  $S_{dw}$  when  $E_{dw} = 0$  agree with those of Saul and Kardar, but in addition we find that the distributions are not Gaussian in that case, even in the limit of large  $L$ .

There continues to be a controversy about the nature of the Ising spin glass. The Sherrington-Kirkpatrick model,<sup>1</sup> with its infinite-range interactions between the spins, is described by Parisi's replica-symmetry-breaking mean-field theory.<sup>2,3</sup> To understand models with short-range interactions on finite-dimensional lattices, however, it is necessary to include the effects of interfaces, which do not exist in a well-defined way in an infinite-range model. The droplet model of Fisher and Huse,<sup>4,5,6</sup> which starts from the domain-wall renormalization group ideas of McMillan<sup>7,8,9</sup> and Bray and Moore,<sup>10</sup> and studies the properties of interfaces, provides a very different viewpoint on the spin-glass phase. More recently, numerical results<sup>11,12,13</sup> indicate that the actual situation for three-dimensional (3D) models combines elements of both pictures in a nontrivial way.

A conceptual difficulty of the droplet model has been that it seemed to be necessary to treat cases with continuous distributions of energies and cases with quantized distributions of energies separately,<sup>14</sup> because the latter have nonzero ground state entropies. In three or more space dimensions, where a spin-glass phase is believed to occur at finite temperature, the general framework of thermodynamics implies that the continuous distributions and the quantized distributions should be treated on the same footing. In this work we will demonstrate that one of the important scaling relations of the droplet model actually *does* work for both continuous and quantized distributions in two dimensions (2D), with the same scaling exponents. This result was missed in prior work,<sup>15,16</sup> because the actual behavior of the probability distributions under finite-size scaling turns out to be more subtle than what has been assumed until recently.<sup>17</sup>

In this work we will analyze data for the domain wall energies and domain wall entropies of the ground states (GS) of 2D Ising spin glasses obtained using methods from earlier work.<sup>15,16,17,18</sup> We will demonstrate that for  $L \times L$  square lattices the Edwards-Anderson<sup>19</sup> (EA) model with a  $\pm J$  bond distribution has a strong correlation of the energy and the entropy of the GS domain walls. Because of this correlation, we will need to treat domain walls of different energies as distinct classes,

whose entropies scale in different ways as  $L$  is increased. We will find that the scaling parameter identified by Saul and Kardar<sup>15,16</sup> is not the one which controls the dominant behavior for large  $L$ .

The Hamiltonian of the EA model for Ising spins is

$$H = - \sum_{\langle ij \rangle} J_{ij} S_i S_j, \quad (1)$$

where each spin  $S_i$  is a dynamical variable which has two allowed states,  $+1$  and  $-1$ . The  $\langle ij \rangle$  indicates a sum over nearest neighbors on a simple square lattice of size  $L \times L$ . We choose each bond  $J_{ij}$  to be an independent identically distributed quenched random variable, with the probability distribution

$$P(J_{ij}) = x\delta(J_{ij} + 1) + (1 - x)\delta(J_{ij} - 1), \quad (2)$$

so that we actually set  $J = 1$ , as usual. Thus  $x$  is the concentration of antiferromagnetic bonds, and  $(1 - x)$  is the concentration of ferromagnetic bonds.

The data analyzed here used an ensemble in which, for a given value of  $x$ , every  $L \times L$  random lattice sample had exactly  $(1 - x)L^2$  positive bonds and  $xL^2$  negative bonds. Details of the methods used to calculate the GS energies and the numbers of GS have been described earlier,<sup>18</sup> and the data analyzed here were used before to obtain other properties of the model.<sup>17</sup>

The GS entropy is defined as the natural logarithm of the number of ground states. For each sample the GS energy and GS entropy were calculated for the four combinations of periodic (P) and antiperiodic (A) toroidal boundary conditions along each of the two axes of the square lattice.<sup>18</sup> We will refer to these as PP, PA, AP and AA. In the spin-glass region of the phase diagram, the variation of the sample properties for changes of the boundary conditions is small compared to the variation between different samples of the same size,<sup>16</sup> except when  $x$  is close to the ferromagnetic phase boundary and the ferromagnetic correlation length becomes comparable to  $L$ .

We define domain walls for the spin glass as it was done in the seminal work of McMillan.<sup>8</sup> We look at differences

between two samples with the same set of bonds, and the same boundary conditions in one direction, but different boundary conditions in the other direction. Thus, for each set of bonds we obtain domain wall data from the four pairs (PP,PA), (PP,AP), (AA,PA) and (AA,AP). Saul and Kardar<sup>15,16</sup> follow the same procedure, but use the term "defect" instead of "domain wall".

Due to the  $P(J_{ij})$  we have chosen, the energy is always a multiple of 4. Thus, the energy difference,  $E_{dw}$ , for any pair must also be a multiple of 4. The sign of  $E_{dw}$  for a pair is essentially arbitrary for the values of  $x$  we will study here, which are deep in the spin-glass region of the phase diagram. Thus we can, without loss of generality, choose all of the domain-wall energies to be non-negative. For  $x = 0.25$  and  $x = 0.5$ , it turns out, crudely speaking, that about 75% of the time we find  $E_{dw} = 0$ , and 25% of the time  $E_{dw} = 4$ . For a given  $L$ , the fraction of  $E_{dw} = 0$  domain walls,  $f_0$ , is about 3% higher at  $x = 0.5$  than at  $x = 0.25$ . The value of  $f_0$  tends to increase slightly as  $L$  increases, but our statistical errors are too large for a good estimate of the finite-size scaling behavior to be made. The leading order finite-size scaling correction term for our choice of boundary conditions is probably proportional to  $1/L$ . This contrasts with the much slower decay of corrections to scaling for this quantity when using free boundary conditions in the transverse direction.<sup>20</sup> This difference has its origin in the fact that free boundary conditions allow the existence of domain walls with  $E_{dw} = 2$ . Thus, going out only to  $L = 20$  is not as bad as it might appear at first, when comparing to the work using free boundary conditions, which goes out to  $L = 480$ .<sup>20,21</sup> The more significant limitation in our work is that the number of samples we have data for is much smaller.

Our calculated statistics for these values of  $x$ , as a function of  $L$ , are given in Table I and Table II. Estimating the statistical uncertainties in these numbers is not trivial, due to the fact that the values of  $E_{dw}$  obtained from the same set of bonds with the four different pairs of boundary conditions are not statistically independent. No domain walls with energies greater than 8 were observed at any  $L$  for these values of  $x$ .

The probability distribution of the entropy difference,  $S_{dw}$  for the cases where  $E_{dw} = 0$  should be symmetric about 0, and our statistics are consistent with this. As shown by Saul and Kardar,<sup>15,16</sup> the variance of  $S_{dw}$  when  $E_{dw} = 0$  increases with  $L$  in approximately a linear fashion. This is illustrated in Fig. 1, for both  $x = 0.25$  and  $x = 0.5$ . The calculated skewness of these essentially symmetric distributions is, naturally, consistent with zero, but their kurtosis is not. For  $x = 0.25$  the calculated kurtosis for different values of  $L$  varies between 1.0 and 2.5, with no apparent trend in the  $L$  dependence. For  $x = 0.5$ , where the number of samples is about twice as large, the kurtosis varies between 1.35 and 2.05, again with no apparent trend with  $L$ . If we average over  $L$ , we obtain  $1.58 \pm 0.18$  for  $x = 0.25$  and  $1.70 \pm 0.10$  for  $x = 0.5$ . From this we conclude that the  $E_{dw} = 0$  distri-

TABLE I: Domain wall energy statistics for  $x = 0.25$ .  $N_{AF}$  is the number of negative bonds in each sample, and  $N_{sam}$  is the number of distinct bond configurations studied for a given  $L$  and  $N_{AF}$ .  $n_i$  is the number of domain walls of each type having  $E_{dw} = i$ , and  $f_i = n_i/(4N_{sam})$ .

$L$	$N_{AF}$	$N_{sam}$	$n_0$	$n_4$	$n_8$	$f_0$	$f_4$
6	18	200	556	242	2	0.695	0.302
8	32	200	584	214	2	0.730	0.268
10	50	200	587	212	1	0.734	0.265
12	72	200	577	220	3	0.721	0.275
14	98	200	579	218	3	0.724	0.272
16	128	200	573	226	1	0.716	0.282
18	162	133	385	146	1	0.724	0.274
20	200	200	598	200	2	0.748	0.250

TABLE II: Domain wall energy statistics for  $x = 0.5$ . Column labels as in Table I.

$L$	$N_{AF}$	$N_{sam}$	$n_0$	$n_4$	$n_8$	$f_0$	$f_4$
6	36	400	1158	442	0	0.724	0.276
8	64	400	1159	440	1	0.724	0.275
10	100	400	1210	388	2	0.756	0.242
12	144	400	1226	374	0	0.766	0.234
14	196	400	1189	410	1	0.743	0.256
16	256	400	1214	384	2	0.759	0.240
18	324	400	1234	366	0	0.771	0.229
20	400	238	737	214	1	0.774	0.225

butions are not Gaussian, and that they probably do not become Gaussian even as  $L$  becomes large. The results are consistent with a probability distribution which has a kurtosis of about 1.7, independent of  $L$  and  $x$ . Since the model is critical at  $T = 0$  for both values of  $x$ , this result is not surprising.

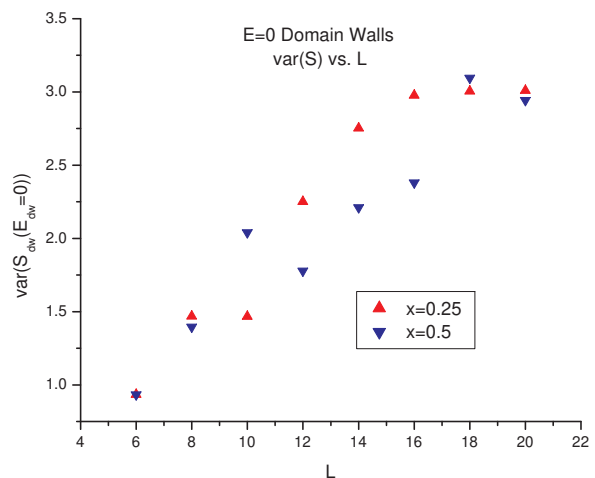


FIG. 1: Variance of the entropy vs.  $L$  for the  $E_{dw} = 0$  domain walls, for the cases  $x = 0.25$  and  $x = 0.5$ .

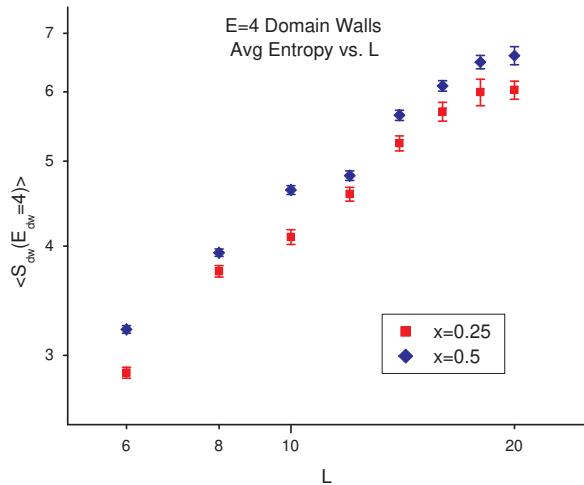


FIG. 2: Average entropy vs.  $L$  for the  $E_{dw} = 4$  domain walls, for the cases  $x = 0.25$  and  $x = 0.5$ , log-log plot.

When  $E_{dw}$  is not zero, the relative signs of  $E_{dw}$  and  $S_{dw}$  are not arbitrary. Having chosen  $E_{dw}$  to be nonnegative, we then find that, when  $E_{dw}$  is positive, it turns out that  $S_{dw}$  is almost always positive. In Fig. 2 we show the behavior of the average value of  $S_{dw}$  for the cases where  $E_{dw} = 4$ , as a function of  $L$ . We see that for  $E_{dw} = 4$ , the average value of  $S_{dw}(L)$  grows approximately as  $L^{0.63}$ , for both values of  $x$ . More precisely, a least-squares fit to the form

$$S_{dw}(L) = AL^\phi \quad (3)$$

gives

$$\phi = 0.639 \pm 0.036 \quad (4)$$

for  $x = 0.25$ , and

$$\phi = 0.628 \pm 0.027 \quad (5)$$

for  $x = 0.5$ . These numbers should be compared to the prediction of droplet theory,<sup>6</sup> which is  $\phi = d_S/2$ , where  $d_S$  is the fractal dimension of a domain wall. Because of the degeneracy of a domain wall in the  $\pm J$  Ising spin glass, one does not know how to compute  $d_S$  directly for this model. For the Ising spin glass with a Gaussian bond distribution, however, this calculation in 2D is straightforward, and the result<sup>22,23,24</sup> is  $d_S = 1.27 \pm 0.01$ . Therefore, since  $d_S$  should be universal, our result for  $\phi$  is in excellent agreement with the prediction of the droplet model.

The skewness and kurtosis of the  $S_{dw}$  distributions for  $E_{dw} = 4$  are both small, in contrast to the  $E_{dw} = 0$  case. It is likely that these distributions become Gaussian in the large  $L$  limit.

The result of Saul and Kardar,<sup>15,16</sup> obtained by looking at the distribution of  $S_{dw}$  for all values of  $E_{dw}$  combined,

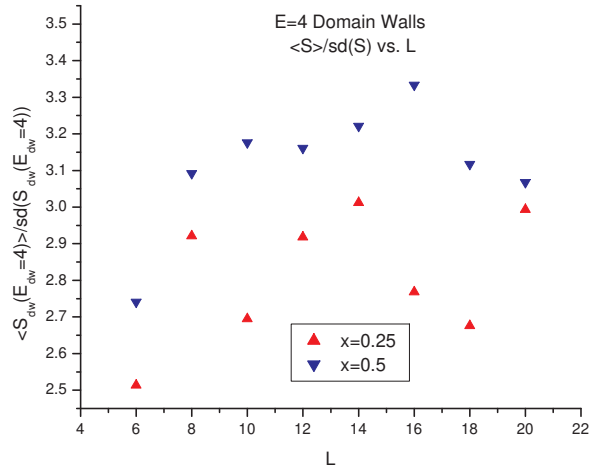


FIG. 3: Average entropy divided by its standard deviation vs.  $L$  for the  $E_{dw} = 4$  domain walls, for the cases  $x = 0.25$  and  $x = 0.5$ .

was  $\phi = 0.49 \pm 0.02$ . It is clear, however, that if our extrapolations from small  $L$  are correct, eventually, at large enough  $L$ , the width of the total  $S_{dw}$  distribution will be dominated by the  $E_{dw} = 4$  component. Although they did not identify it, the peak in the probability distribution of  $S_{dw}$  due to the  $E_{dw} = 4$  component is clearly visible in Fig. 19 of the 1994 paper of Saul and Kardar.<sup>16</sup>

In Fig. 3 we show the values of the ratio of average value of the  $S(L)$  distribution for  $E_{dw} = 4$  divided by the rms width of the distribution. Except for  $L = 6$ , where the ratios are smaller, we see that this ratio is about 2.9 for  $x = 0.25$ , and about 3.2 for  $x = 0.5$ . Thus this characteristic of the distributions seems to depend on  $x$ . However, it seems likely that the ratio is actually  $L$ -dependent, and that the large  $L$  limit is universal, independent of  $x$ .

What we have learned is that in this model there are two distinct classes of domain walls, the  $E_{dw} = 0$  domain walls and the  $E_{dw} > 0$  domain walls. For  $x = 0.25$  or  $x = 0.5$ , the only type of  $E_{dw} > 0$  domain walls which we need to worry about are the  $E_{dw} = 4$  ones. If we wanted to study values of  $x$  of 0.15 or less,<sup>25</sup> where the ferromagnetic correlations are more important, then we would need to consider larger values of  $E_{dw}$ , but it should be expected that these are qualitatively similar to the  $E_{dw} = 4$  case.

As we have seen, the  $E_{dw} = 4$  domain walls behave in a way which is essentially consistent with the predictions of the droplet model. The droplet model has nothing to say about  $E_{dw} = 0$  domain walls, and we have found that these behave in a different way. It is natural to wonder if the  $E_{dw} = 0$  domain walls can be described by the replica-symmetry-breaking theory. We will not attempt to do this here.

We also wish to point out that there is a natural simi-

larity between the  $E_{dw} = 0$  domain walls in the 2D Ising spin glass with  $\pm J$  bonds and the large-scale low energy excitations which have been found<sup>11,12</sup> in the three-dimensional version of the same model. A similar, and possibly related large-scale low energy excitation has also been seen in the 3D random-anisotropy XY model.<sup>26</sup> Similar ideas have also been discussed by Hatano and Gubernatis.<sup>13</sup>

The domain-wall renormalization group of McMillan<sup>7</sup> is based on the idea that we are studying an effective coupling constant which is changing with  $L$ . For the case of a continuous distribution of bonds, we can use the energy as the coupling constant. For the quantized energy case, what we should really do is a slight generalization of this idea. We should think of the coupling constant as the free energy at some infinitesimal temperature. When we do this, the entropy contributes to the coupling constant. And as we have seen, the distribution of  $E_{dw}$  rapidly becomes essentially independent of  $L$  as  $L$  becomes large. Under these conditions, it becomes natural to treat each value of  $E_{dw}$  as a separate class, representing a different coupling constant.

Therefore, since  $S_{dw}$  increases as a positive power of  $L$  for  $E_{dw} = 4$ , and presumably for all other (finite) positive values, this coupling constant must eventually be controlled by  $S_{dw}$ . And this coupling constant is also the one described by the droplet model.

The  $E_{dw} = 0$  class behaves differently, and therefore represents a different coupling constant. As we have suggested, it would be worthwhile to study whether this second coupling constant can be related to replica-symmetry

breaking theory.

The computing effort used to obtain the results described here was rather modest by current standards. The algorithm<sup>18</sup> is capable of generating data for greater numbers of samples out to somewhat larger values of  $L$  (perhaps to  $L = 32$ ) with a reasonable effort. The method of Lukic *et al.*<sup>27</sup> appears to be more powerful, and has been used by them to generate energy-entropy statistics for ground states of this model out to  $L = 50$ .

We have studied the statistics of domain walls for ground states of the 2D Ising spin glass with  $+1$  and  $-1$  bonds for  $L \times L$  square lattices with  $L \leq 20$ , and  $x = 0.25$  and  $0.5$ , where  $x$  is the fraction of negative bonds, using periodic and/or antiperiodic boundary conditions. Under these conditions, almost all domain walls have an energy  $E_{dw}$  equal to 0 or 4. The probability distribution of the entropy  $S_{dw}$  is found to depend strongly on  $E_{dw}$ . The results for  $S_{dw}$  when  $E_{dw} = 4$  agree with the prediction of the droplet model, that  $S_{dw}$  scales with  $L$  like  $L^{ds/2}$ . Our results for  $S_{dw}$  when  $E_{dw} = 0$  agree with those of Saul and Kardar, but in addition we find that the distributions are not Gaussian in that case, even in the limit of large  $L$ .

#### Acknowledgments

The author thanks S. N. Coppersmith for generously providing all of the raw data analyzed in this work. He is grateful to S. L. Sondhi, A. K. Hartmann and D. A. Huse for helpful discussions, and to Princeton University for providing use of facilities.

---

\* ron@princeton.edu

- <sup>1</sup> D. Sherrington and S. Kirkpatrick, Phys. Rev. Lett. **35**, 1972 (1975).
- <sup>2</sup> G. Parisi, J. Phys. A **13**, 1101, 1887 and L115 (1980).
- <sup>3</sup> G. Parisi, Phys. Rev. Lett. **50**, 1946 (1983).
- <sup>4</sup> D. S. Fisher and D. A. Huse, Phys. Rev. Lett. **56**, 1601 (1986).
- <sup>5</sup> D. A. Huse and D. S. Fisher, Phys. Rev. Lett. **57**, 2203 (1986).
- <sup>6</sup> D. S. Fisher and D. A. Huse, Phys. Rev. B **38**, 386 (1988).
- <sup>7</sup> W. L. McMillan, J. Phys. C **17**, 3179 (1984).
- <sup>8</sup> W. L. McMillan, Phys. Rev. B **29**, 4026 (1984).
- <sup>9</sup> W. L. McMillan, Phys. Rev. B **31**, 340 (1985).
- <sup>10</sup> A. J. Bray and M. A. Moore, Phys. Rev. B **31**, 631 (1985).
- <sup>11</sup> F. Krzakala and O. C. Martin, Phys. Rev. Lett. **85**, 3013 (2000).
- <sup>12</sup> M. Palassini and A. P. Young, Phys. Rev. Lett. **85**, 3017 (2000).
- <sup>13</sup> N. Hatano and J. E. Gubernatis, Phys. Rev. B **66**, 54437 (2002).
- <sup>14</sup> C. Amoruso, E. Marinari, O. C. Martin and A. Pagnani, Phys. Rev. Lett. **91**, 087201 (2003).

- <sup>15</sup> L. Saul and M. Kardar, Phys. Rev. E **48**, R3221 (1993).
- <sup>16</sup> L. Saul and M. Kardar, Nucl. Phys. B **432**, 641 (1994).
- <sup>17</sup> R. Fisch, cond-mat/0502605.
- <sup>18</sup> J. W. Landry and S. N. Coppersmith, Phys. Rev. B **65**, 134404 (2001).
- <sup>19</sup> S. F. Edwards and P. W. Anderson, J. Phys. F **5**, 965 (1975).
- <sup>20</sup> A. K. Hartmann and A. P. Young, Phys. Rev. B **64**, 180404(R) (2001).
- <sup>21</sup> I. A. Campbell, A. K. Hartmann and H. G. Katzgraber, Phys. Rev. B **70**, 054429 (2004).
- <sup>22</sup> A. J. Bray and M. A. Moore, Phys. Rev. Lett. **58**, 57 (1987).
- <sup>23</sup> A. A. Middleton, Phys. Rev. B **63**, 060202(R) (2001).
- <sup>24</sup> A. K. Hartmann and A. P. Young, Phys. Rev. B **66**, 094419 (2002).
- <sup>25</sup> C. Amoruso and A. K. Hartmann, Phys. Rev. B **70**, 134425 (2004).
- <sup>26</sup> R. Fisch, Phys. Rev. B **51**, 11507 (1995).
- <sup>27</sup> J. Lukic, A. Galluccio, E. Marinari, O. C. Martin and G. Rinaldi, Phys. Rev. Lett. **92**, 117202 (2004).