

Two-level relationships and Scale-Free Networks

F. Stauffer¹

¹ *Laboratoire de Physique Théorique, Louis Pasteur University, Strasbourg, France*

(Dated: December 2, 2024)

We study the effect of the introduction of two-level relationships on the growth of complex networks. Through the distinction between “neighbors” and “acquaintances” we develop a set of simple rules leading to scale-free networks with a tunable exponent for the power-law of the degree distribution on the network. Albeit sharing some similarities with preferential attachment, our procedure is both faster than a naïve implementation of the Barabási and Albert model and exhibits different clustering properties. The model is thoroughly studied numerically and suggests that in real world situation, the discrepancy in the nature of the relationship existing between nodes could be an ingredient necessary to understand the microscopic details of the growth of complex networks such as the World Wide Web.

I. INTRODUCTION

In the last decade, the study of complex systems sharing similarities with structures like the World Wide Web has drastically developed. Driven by the ever increasing role such networks play in the industry and in our everyday life, a lot of interesting numerical and analytical work has been carried out on the subject [1]. They mostly focus on explaining why their degree distribution $P(k)$ – the probability of finding a node with k nearest neighbors – decays algebraically. This subject acted like an attractor for different fields such as sociology, mathematics, computer science or biology and merged them in the realm of statistical physics. Since the pioneering work on random graphs by Erdős and Rényi in the late fifties [2], this unusual behavior has been investigated thoroughly, leading to the concept of preferential attachment [5]. Even if the latter can be reformulated by the means of the simple and popular adage “the rich get richer” (or any of its variations), the analytical work carried out by Barabási and Albert showed that it succeeds in explaining the scale-free behavior observed in real graphs. It is simply and naturally based on the inclination of newly created nodes towards the most connected ones already present in the system. Such complex structures, albeit more and more popular, are still rarely observed in Nature. It has been measured experimentally that the exponent of their degree distribution $P(k) \propto k^{-\gamma}$ usually ranges between 2 and 3 [1], with notable exceptions such as SPIRES co-authorship [3] ($\gamma = 1.2$) and sexual contacts [4] ($\gamma = 3.4$). It is worthwhile mentioning that those power-law tailed distributions are often observed in contexts where the underlying social structure plays a central part, whether it is for scientific co-authorship or for the WWW graph. One can also wonder why such a narrow range of exponents is observed experimentally, while at the same time several modifications to the preferential attachment strategy – such as aging [6], or initial attractiveness [7] to cite only a few of them – predict that it could become infinite in the “thermodynamic” limit. This is of course due to the fact that all real networks are of finite size, making it really hard to check the empirical consistency of power-laws on a significant range of degree, without the data being plagued by the unavoidable finite size effects.

It can be understood the scale-free behavior requires the system to find the right balance between attractiveness and “randomness”. On the one hand, biasing too much towards the “the rich get richer” adage would destroy scaling, like in superlinear preferential attachment (where the probability to connect to an existing node i is $\Pi_i \propto k_i^\alpha$ with $\alpha > 1$). On the other hand, making it too hard for “the rich to get richer” introduces a cut-off and leads to stretched exponential-like degree distributions (for instance in sublinear preferential attachment $\Pi_i \propto k_i^\alpha$ with $\alpha < 1$). The difficulty to even out the two trends could explain why they are rare and that in some situations, other distributions such as log-normal or stretched exponentials are most likely observed in real systems [8]. It has been measured that (almost) linear preferential attachment occurs in real networks [9]. Yet other strategies not directly based upon it [10, 11] are able to generate scale-free distributions as well. They aim at giving partial insight on the microscopical details leading to it.

Preferential attachment is a convenient “shortcut” to seize the diversity of those complex structures. From a numerical point of view, it is not the most convenient way to grow complex networks as it was never intended to. A certain number of applications – such as studying potential optimization strategy of traffic on the internet or any situations where one can not rely on analytical results – require clever numerical simulations to take place on this kind of networks. One usually either relies on preferential attachment or on empirical data to construct the network first. As processing power increases and memory gets cheaper, it is now possible to study large networks, even without the requirement to fine tune the algorithms available first. It is would nevertheless be quite interesting from that point of view to find a fast, generic and realistic procedure generating non-trivial scale-free networks with tunable values of the exponent γ . If one looks at the problem from the other end, numerical growth of complex networks is a perfect

way to test the ingredients involved in real world processes, too complicated for standard analytical techniques such as mean-field theory.

This article will try to achieve two objectives: testing which real world ingredients are compatible with the scale free behavior and which could help us at the same time to reproduce the range of exponents observed in Nature. Secondly, we will try to make sure the algorithm is as fast as possible from a numerical point of view, to open up the possibility to study large networks efficiently. We will try not to rely on the Barabási and Albert model as well, so that we can generate structures with different properties than the ones usually studied. The plan of the paper is the following: we will first introduce the algorithm we constructed. Motivated by realistic input, we will introduce a two-level relationship between nodes on the network. We will derive the mean-field equations governing the system at the thermodynamic limit and proceed to the numerical study of the model. We will discuss the degree distributions obtained, the clustering properties and the average distance between nodes in this model. We will detail the influence of the two-level hierarchy used on our results. We shall now proceed to the next section detailing the model we constructed.

II. MODEL AND IMPLEMENTATION

Preferential attachment “smears” popularity on the network as it grows. Even if the degree of several “rich” nodes increases a lot, it will become slower and slower to find a partner for each node we add. We recall that linear preferential attachment is leading to scale-free networks with $\gamma = 3$ [5]. It starts with a few nodes, and adds a new node at every simulation step. This new node will then perform exactly m connections with different partners already present on the network. The probability the connection with node i occurs is given by

$$\Pi_i = \frac{k_i}{\sum_j k_j}. \quad (1)$$

The sum $\sum_j k_j$ grows like t since we add exactly one individual at each time step. It will eventually become less and less likely that the recently introduced node finds a partner it can connect to at the first step, requiring the procedure to be repeated over and over again until we actually connect it. This makes the procedure too slow to be convenient to grow large networks, with more than of the order of 10^5 nodes. But there are other griefs not related to numerical convenience of this method. Such a slowdown is not representative of real world situations, where a new node knows more or less which partners it should consider to perform a new connection. This reveals the fact that preferential attachment is only the first step in reverse engineering the processes leading to scale free networks. To speed up a naïve implementation of the Barabási and Albert (B-A) model, we experimented several strategies [12]. They all aimed at taking account of the fact a newly added site should have a restricted choice of partners, imposed for instance by distance or cost. We successively tried:

1. Reducing the list of potential partners for each added node to a subset of the network, and choosing a new subset each time.
2. Keeping correlations between different subsets, either based on “activity” or randomly.
3. Growing the full network by pieces, seeding each new subnetwork with “active” nodes from the previous one.

For all the above mentioned strategies, linear preferential attachment is used within the small subset of partners constructed for each added node. (1-2) lead either to stretched-exponentials or the standard power-laws with $\gamma = 3$ and (3) lead to an “exotic” scaling regime with a scale-free tail of extremely connected nodes (aside from the two regime previously seen). We are still trying to understand the relevance of this “exotic” scaling regime. Especially we haven’t yet been able to find any real situation really in agreement with such a behavior. Those three modifications are faster than the standard algorithm. But they gave us very little to no control at all on the value of γ . We mention the algorithm recently developed in [13], based on ideas sharing strong similarities with the ones we tried. It is a blatantly fast algorithm but it is more or less equivalent to the B-A model as far as the rest of the properties of the generated structures are concerned, especially it gives no control on the exponent. Nevertheless, we agree that it is far more representative of the real mechanism involved in growing scale-free networks.

If we wish to have a fast algorithm, with control on γ and possibly not directly linked to the B-A model, we must follow a different path. There is a very simple algorithm generating scale-free networks with $\gamma = 3$ [11], which is close enough to the B-A model to be considered as well. Based on connecting newly added nodes to both ends of a randomly chosen existing link on the network, it realizes the perfect balance needed to observe scale-free networks. Besides, it takes constant time to add a node throughout the growth process, making it a good candidate for a fast algorithm. Unfortunately, hand tuning the exponent is impossible without modifications. We could go through the steps of

analyzing aging, fitness, or any other extra rules that were considered for the B-A model[1]. But our aim is not to find which modifications have an analytical solution. Instead, we will simply use real world input taken from the realm of social networks to shed light on the ingredients compatible with the scale-free regime. Looking at the situation from this point of view, we know that in general people always meet new friends through the help of some “third-party” person. This idea meets to some extent the process of selecting a random link on the network. At the same time, if we consider the problem of a physicist asking another physicist advice to find a new collaborator, a two-level relationship appears. Some people might forward that person to someone he already worked with (one of his “neighbors”) or to someone he just heard of or met but with whom he has no direct relationship with (one of his “acquaintances”). Sometimes his neighbors are in his “acquaintances” as well. In general, this two-level hierarchy in relations is relevant and embodies the main ingredient we will rely upon. In our network, two nodes will be “neighbors” in the standard meaning: that is whenever they are physically connected. Node i will be an “acquaintance” of node j either because it is one of his neighbors or because it shares an indirect relation with it (such as next to nearest neighbor). The reader should not take this analogy too strictly, as there might be other effects involving this two-level hierarchy. For instance “aging”, where one makes the distinction between old and new friends, gives this kind of hierarchy as well.

We proceed to the details of our model. Our network will be made of nodes who have two lists: the list \mathcal{N} of their neighbors and the list of their acquaintances \mathcal{A} . We shall not try to avoid the case where those two lists overlap, that is we let $\mathcal{A} \cap \mathcal{R} \neq \emptyset$. The rules to populate those two sets are given by the following steps:

1. At every simulation time, a new node i is added to the network.
2. It chooses a random partner j , and, with a probability Q another random partner j' among the acquaintances of j .
3. i adds j and j' (if it exists) in among it's neighbors (real connection), but *only* pushes j' back his acquaintances list (weak connection).
4. j and j' add i in both their neighbors and acquaintances.
5. j' eventually spreads it's “popularity” to R sites on the network[14], from nearest neighbor to nearest neighbor, by adding itself to their acquaintances.

How relevant is that strategy? Up to step (2), the procedure is similar too the one in [11]. But at step (3) the fact we only add j' in i 's acquaintances introduces a discrepancy between the sets \mathcal{A} and \mathcal{R} . Why do we consider such a modification? The reason is simple: a node can have just like humans a limited short-term memory. Often, we only remember of the last person we met, or at least it is the first one that comes to our mind. This is the mechanism we wish to reproduce here: in the case of multiple encounters, even if physical connections occurs between all the nodes involved, *i only remembers about the last node it connected to*. Then, this memory is consolidated in the long-term, and i remembers about his newly acquired acquaintance j' forever (forgetting who originally introduced it to him). The original model we considered had no step (5) and Q was equal to one. Those extra-rules were added only after preliminary results confirmed our intuition that the subtle changes we had already introduced in the procedure did not destroy the scale-free distribution. Spreading the popularity simulates the external influences that help nodes to find who are the most connected among them. Taking $Q < 1$ would correspond to the introduction of “socially inept” links who are reluctant to make new friends. Popularity spreading also allows redundancy in the set \mathcal{A} . It is just like when someone constantly hears from the same person everyday: he will become more inclined to remember about him. Wether or not this will make it too easy or too hard for the sites to find a popular partner and eventually exhibit the scale free property is an open question we will try to answer.

Before detailing the numerical results we obtained, we can look at the analytical mean-field equations governing the growth of the system. Let $\langle N(k, t) \rangle$ be the average number of sites with k neighbors at time t . We also define the average number of relatives with k' neighbors for nodes of degree k $\langle n(k', t) \rangle_k$ and $\langle n(k', t) \rangle = \sum_k \langle n(k', t) \rangle_k$. Mean field equations are known to be useful to compute γ at the thermodynamic limit. The variation $\langle N(k, t+1) \rangle - \langle N(k, t) \rangle$ gets three kinds of contributions:

- those who increase $\langle N(k, t) \rangle$ by one or two units.
- those who decrease $\langle N(k, t) \rangle$ by one or two units.
- those who leave $\langle N(k, t) \rangle$ invariant, albeit being non trivial.

We introduce the following self-explaining notations

$$\langle N(k, t+1) \rangle = \langle N(k, t) \rangle + \Delta_+ \langle N(k, t) \rangle - \Delta_- \langle N(k, t) \rangle \quad (2)$$

We have to make sure neither $\Delta_+ \langle N(k, t) \rangle$ nor $\Delta_- \langle N(k, t) \rangle$ contain the third type of contributions. A quite straightforward reasoning leads to the following mean-field equations:

$$\begin{aligned} \Delta_+ \langle N(k, t) \rangle &= \frac{\langle N(k-1, t) \rangle}{t} \left(1 - \frac{\langle n(k-1, t) \rangle_{k-1} + \langle n(k, t) \rangle_{k-1}}{\sum_q \langle n(q, t) \rangle_{k-1}} \right) \\ &+ \sum_{k' \neq k-1, k} \frac{\langle N(k', t) \rangle \langle n(k-1, t) \rangle_{k'}}{t \sum_q \langle n(q, t) \rangle_{k'}} \\ &+ 2 \frac{\langle N(k-1, t) \rangle \langle n(k-1, t) \rangle_{k-1}}{t \sum_q \langle n(q, t) \rangle_{k-1}} + \delta_{k,2} \end{aligned} \quad (3)$$

$$\Delta_- \langle N(k, t) \rangle = \Delta_+ \langle N(k+1, t) \rangle \quad (4)$$

The last one being a consequence of conservation laws existing on the network. As there are other unknown quantities, we need to derive the same kind of equation for $\langle n(k', t) \rangle_k$. We get:

$$\begin{aligned} \langle n(k', t+1) \rangle_k &= \langle n(k', t) \rangle_k + \delta_{k,2} \left(\sum_q \frac{\langle N(q, t) \rangle \langle n(k', t) \rangle_q}{t \sum_{q'} \langle n(q', t) \rangle_q} \right) \\ &+ \delta_{k',2} \left(\frac{\langle N(k, t) \rangle (1 - \langle n(k, t) \rangle_k / \sum_q \langle n(q, t) \rangle_k)}{t} \right) \\ &+ \sum_{q \neq k} \frac{\langle N(q, t) \rangle \langle n(k, t) \rangle_q}{t \sum_{q'} \langle n(q', t) \rangle_q} + 2 \frac{\langle N(k, t) \rangle \langle n(k, t) \rangle_k}{t \sum_{q'} \langle n(q', t) \rangle_k} \\ &+ \langle n(k' - 1, t) \rangle_k \frac{\Delta_+ \langle N(k', t) \rangle}{\langle N(k', t) \rangle} \langle n(k', t) \rangle_k \frac{\Delta_- \langle N(k', t) \rangle}{\langle N(k', t) \rangle} \end{aligned} \quad (5)$$

It is quite clear that the coupled system we obtain is quite challenging to solve, as it involves a large number of unknown functions. The slight changes we made introduce strong correlations between the two subsets \mathcal{A} and \mathcal{R} . Nevertheless, we can try to understand how the situation will evolve and why it will increase the inclination of newly added sites towards the most connected ones. Nodes with a large degree are rare. It is rather unlikely that we find one randomly. But as they are involved in a lot of links on the network it is more likely we find one among the relatives of a random site. The competition between the two distributions \mathcal{A} and \mathcal{R} is quite challenging to grasp. If the two effects even out properly we should be able to observe power-law tailed degree distributions. We decided to opt for a numerical simulation to study the behavior of the system. We present our results in the next section.

III. NUMERICAL RESULTS

We started by investigating the effect of this two-level relationship without any extra-rules. For that we set $R = 0$ and $Q = 1$. We generated large networks with up to 10^6 sites. It took very little time to reach that network size, only several seconds on decent PC desktop computer. The cost of maintaining two sets for each site is seen in memory usage which becomes quite steep. Our implementation was written in C++. It slightly increased the memory requirements due to the overhead of storing the class structures and using Standard Library Containers who are not always fully optimized for size. We emphasize on the fact that C++ remains an excellent language for this kind of simulation. Before we describe our results, we recall the clustering of a node i is defined by

$$C_i = 2 \frac{e_i}{k_i(k_i - 1)}, \quad (6)$$

where k_i is the degree of the node, and e_i the number links between the k_i neighbors of i . $C_i = 1$ is the largest value reached by the clustering as $k_i(k_i - 1)/2$ is the maximum number of undirected links between k_i nodes. For $R = 0$, our procedure always connects a node to two partners who are already connected. For a node of degree k_i we then have $k_i - 1$ links between it's neighbors. We get the following exact expression for the clustering:

$$C_i = \frac{2}{k_i}. \quad (7)$$

Each simulation consisted in several realizations (typically 100) of networks with constant size N . We computed the degree distribution $P(k)$, the cumulative degree distribution $P_{CDF}(k) = P(X > k)$, the average clustering,

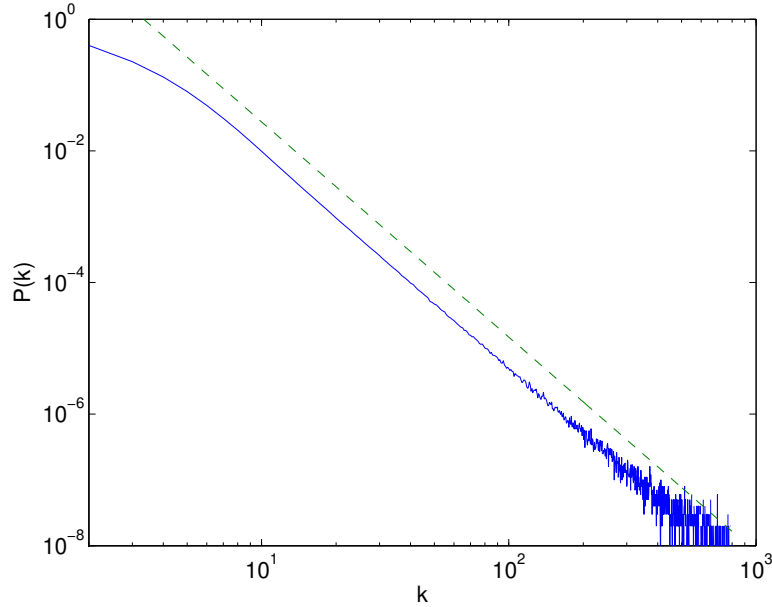


FIG. 1: Degree Distribution $P(k)$ in double logarithmic scale, for $N = 10^6$ sites with $Q = 1$ and $R = 0$. The full curve corresponds to numerical data averaged over 100 realizations. The dashed line is a power-law fit with $\gamma \approx 3.27$.

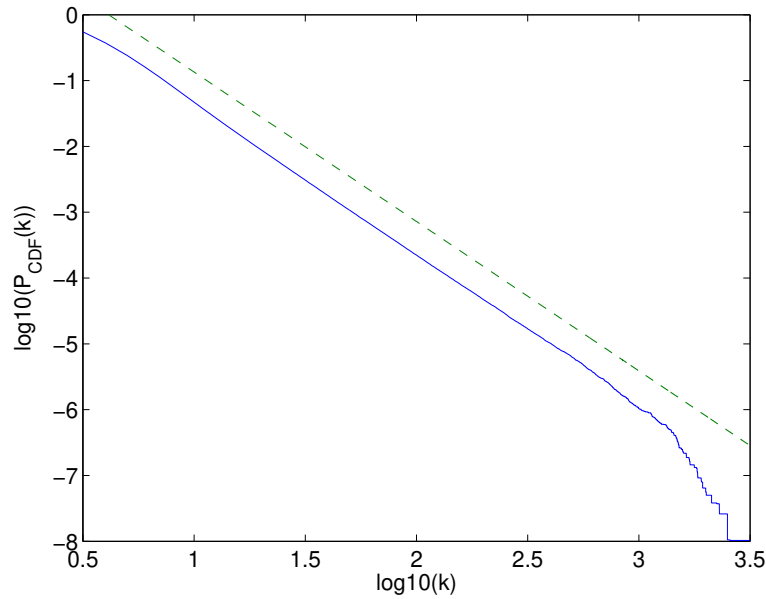


FIG. 2: Base 10 logarithm of the Cumulative Degree Distribution $P_{CDF}(k)$ versus logarithm of the degree k for $N = 10^6$ sites with $Q = 1$ and $R = 0$. The full curve corresponds to numerical data averaged over 100 realizations. The dashed line is a power-law fit with exponent 2.27, used to determine the exponent of the degree distribution.

the clustering per site and the average distance between two nodes on the network. To illustrate the competition between neighbors and acquaintances we also plotted the degree distribution of all the acquaintances on the network $\sum_q \langle n(k) \rangle_q$. This large list grows like $3t$, and we looked for scale free behaviors in both case. We also individually measured the value of $\langle n(k) \rangle_q$ – the average number of sites of degree k in the set of acquaintances for nodes of degree q – for different values of q . As far as $R = 0$ is concerned, we used eq. 7 as a safety check. Up to a very good approximation the degree distribution follows a power law with exponent $\gamma \approx 3.3 \pm 0.1$, for over 3 decades. We

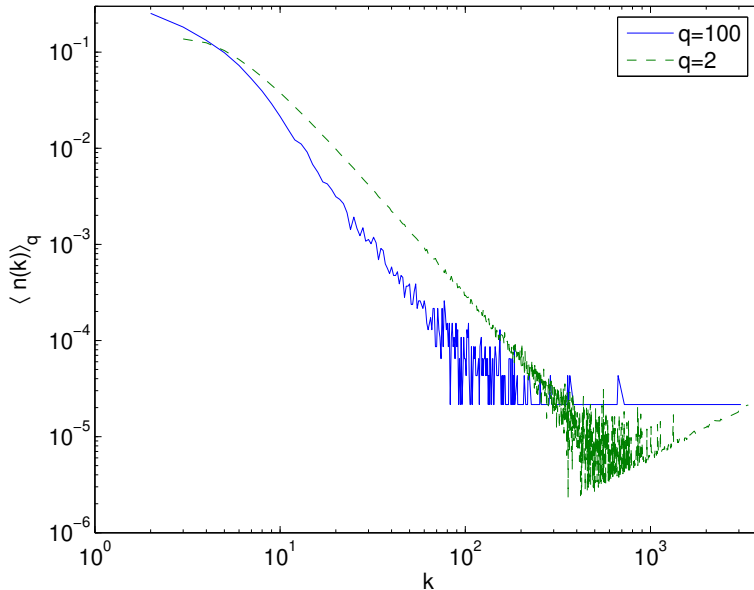


FIG. 3: Logarithm of the Degree Distribution $\langle n(k) \rangle_q$ of acquaintances for nodes with degree q versus the logarithm of the degree for networks with $N = 10^6$ sites ($Q = 1$, $R = 0$). The two curves represent the situation for different values of q . For q small, the distribution has a linear growth tail, betraying the fact highly connected sites are more popular among those sites. This tail eventually disappears as q increases, as seen on the plot for $q = 100$.

used the cumulative degree distribution to get the value of γ , as it reduces the noise in the distribution. Plots are presented in figures (1)-(2). As we expected the tail's exponent is larger than 3, because the short-term memory leads to missing several potential interesting partners with a large degree of connectivity. We emphasize on the fact the growth quickly stabilizes to the power-law degree distribution, so we could have chosen smaller network size. It seems that our procedure biases the growth just enough for it to be fast. The average clustering is quite high $\langle C \rangle \approx 0.69$, as it is mostly dominated by the effect of sites having exactly two neighbors (with $C_i = 1$). Interestingly, it doesn't decay with N unlike the B-A model. The average distance between two sites on the network is about 14 sites with a standard deviation of 3 sites for $N = 10^6$ sites. The most interesting point is that the total degree distribution of acquaintances $\sum_q \langle n(k) \rangle_q$ seems to obey a scale free distribution as well (see figure 4), with an exponent close to $\gamma \approx 2.1$. There is one notable deviation from this behavior: for very large values of k there is a crossover between power-law decay and linear growth. Linear growth could be expected for large values of k . Such nodes most likely make connections to the added sites through a "third-party" random node, so that they will end up in close to k different acquaintances' list, *i.e.*:

$$\sum_q \langle n(k) \rangle_q \propto k, \quad k \gg 1 \quad (8)$$

This crossover occurs for relatively large values of k . Should it occur earlier, we believe that we would have lost the power-law scaling. The individual distribution $\langle n(k) \rangle_q$ also exhibit a scale-free behavior like the total distribution, except we only have a linear tail for small values of the degree q (see figure 3). This means that on the average, the least connected sites share mostly relations with the most connected ones, whereas the most connected ones do not have particular relations between them.

We mentioned that we could observe the scale-free tail for the neighbor's degree distribution even for not so large values of N . This effect is explained by the peculiar $\langle n(k) \rangle_q$ distributions. Usually networks with large values of γ are slow to grow, because the probability to generate extremely connected sites is low. "Acquaintances" fasten that process of building those largely connected nodes by keeping track of them.

Increasing the value of R most definitely changes the situation, as popular sites should become more and more popular. Yet we hope the changes are just so we will see γ and $\langle C \rangle$ decrease. That is indeed the case: numerical estimates for the exponents, $\langle C \rangle$ and $\langle l \rangle$ are given in Table I. We observed all exponents lived in the range $1.9 \lesssim \gamma \lesssim 3.3$. Figure (5) illustrates those distributions. We see that for low values of the degree k , the deviation from the power-law is large but after a decade in the log-log scale the power-law tail builds up. At the end of the distributions

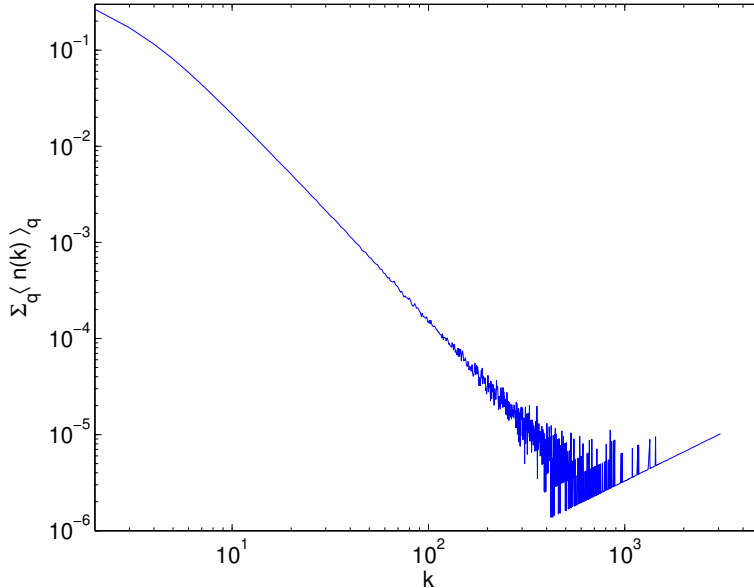


FIG. 4: Total degree distribution of acquaintances averaged on 100 realizations of networks with 10^6 nodes ($Q = 1$, $R = 0$). Again, we see the presence of a linear tail. Before the crossover occurs, the curve follows a power law with $\gamma \approx 2.1$ as measured with the cumulative degree distribution.

Q	R	γ	$\langle C \rangle$	$\langle l \rangle$
1	0	3.3 ± 0.1	0.69	14 ± 3
	10	2.4 ± 0.1	0.55	7 ± 2
	50	2.0 ± 0.1	0.26	5 ± 1
	100	1.9 ± 0.1	0.16	5 ± 1

TABLE I: Exponents, average clustering and average value of the shortest path between two nodes for different values of R ($Q = 1$) for networks 10^6 sites averaged over 100 realizations.

we get important finite size effects because the distribution decays slower than for $R = 0$. Memory requirement were too high to go beyond the limit $R = 100$ and $N = 10^6$. Clustering decreases on the average as we expected, but we observed very small deviation in the power-law $\langle C \rangle_k$ suggesting that it remains proportional to k^{-1} up to a very good precision. Again, it does only weakly depend on the size of the network. It is worthwhile mentioning that our propagation procedure influences and is influenced by clustering. Spreading the “popularity” on very clustered pieces of the network doesn’t reach very far from the original site. The average distance between two nodes decreases as well, along with its standard deviation. The acquaintances distributions do not change much from the case where $R = 0$.

We then proceeded to values of Q smaller than 1. In that case it only makes sense to study networks with $R = 0$. We observed a slow crossover between power-law distribution with $\gamma \approx 4.1 \pm 0.1$ for $Q = 0.8$ to stretched-exponentials $P(k) = e^{-k/k_0} k^{-\gamma}$ for $Q = 0.5$. Reproducing this crossover was also one of our objectives. When the socially inept links are added, we gradually loose the effect introduced by the two-level relationship. Eventually most nodes won’t make the distinction between “neighbors” and “acquaintances”. Of course, as Q decreases it is natural an exponential cut-off appears. To summarize, the addition of popularity spreading and Q allows us to reproduce most the typical exponents observed in Nature, while at the same time keeping the algorithm fast and efficient.

IV. SUMMARY AND CONCLUSION

We studied the possibility of improving the standard preferential attachment rule to grow scale-free networks. Realistic feedback on the procedure suggested we should aim at reducing the set of potential partners newly created nodes

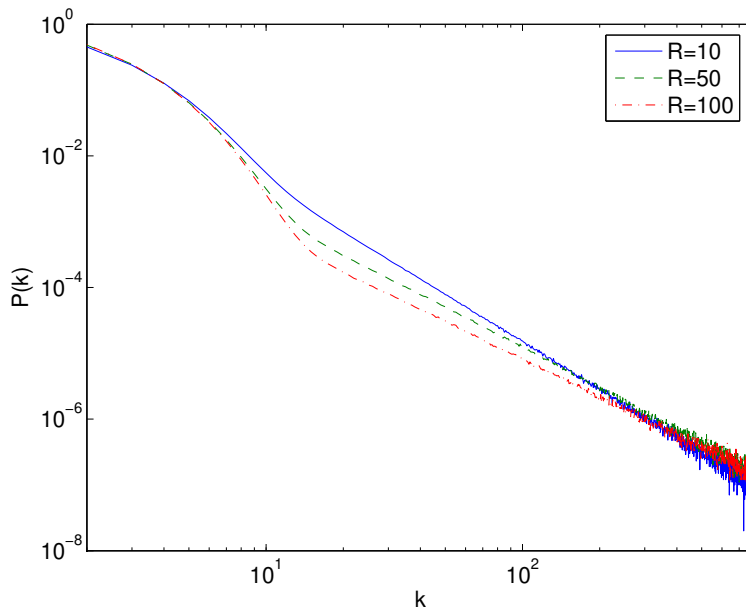


FIG. 5: Logarithm of the Degree Distribution versus the logarithm of the degree for networks with $N = 10^6$ sites and $Q = 0$ for different values of R . Power-law tails are given $\gamma = 2.4, 2.0, 1.9 \pm 0.1$ for $R = 10, 50, 100$ respectively, according to fits on the Cumulative Distribution.

can connect to. For that matter we introduced a two-level relationship between nodes: the usual direct “connection” relation and an extra indirect relation. Those ingredients generated non-trivial scale-free distribution with $\gamma > 3$. The competition between the nature of the relations is highly non-trivial, and it has been measured numerically that both distribution are scale-free, albeit linear tails are often observed in the distribution of “acquaintances”.

Adding two extra ingredients: the possibility for a node to spread its popularity on the network, and the presence of “socially inept” sites helped us to increase the range of exponents observed until we reached the crossover between power-law and stretched exponential distributions. The networks obtained were quite clustered independently of their size, and clustering seems to decay like $\frac{1}{k}$. The implementation was shown to be fast enough to allow the efficient growth of very large network, suggesting this procedure could be used to study other properties of complex networks without having to rely on empirical data.

We made a modest step toward the better understanding of the microscopical details behind preferential attachment. Our results suggest that two factors have to be taken in account: first the reduction of the set of potential partners, which was also considered in [13]. The constraints governing the reduction have yet to be investigated, especially to match precise real world situations. We also believe that introducing a discrepancy in the relation between nodes is important. It could explain why the peculiar case where $\gamma > 3$ is rare, but has been observed even for not so large networks [4]. It has been argued [11] that such networks take a long time to build-up. We believe that real world situation do not prevent those networks to exist as external constraints might speed up their growth. Instead, we think that their rareness is due to the fact that such network live on the line of “social rigidity” where the nodes are too reluctant to connect, questioning the validity of calling them “networks”.

Studying the indirect relation in details is certainly important. One of the downsides of our method is that only the oldest nodes can become really largely connected, due to the fact they stay in a node’s acquaintances *ad vitam eternam*. They end up preempting most the connections. One modification would consist in emptying the acquaintances list from below at a certain rate, erasing the oldest encounters. Other interesting points could be priority based mechanisms, that is ordering acquaintances in terms of recent activity or relative distance. Both aspects are currently under investigation.

Finally, we insist on the fact that numerical simulation is the key tool for understanding the microscopical details involved in complex evolving structures such as the World Wide Web. The indirect reduction of the potential list of partners for a newly created node introduced by our procedure can be linked to other direct methods aiming at speeding up preferential attachment. Understanding the details behind this restricted choice would be fruitful, and we

hope that empirical studies on that matter will help to improve our knowledge of those fascinating complex structures.

-
- [1] R. Albert, A.-L. Barabási, Rev. Mod. Phys. 74, 47 (2002).
 - [2] Erdős P., Rényi A., Publ. Math. (Debrecen) 6, 290 (1959).
 - [3] M.E.J. Newman, Phys. Rev. E. 64, 016131 (2001).
 - [4] F. Liljeros, C.R. Edling, L.A.N. Amaral, H.E. Stanley, Y. Aberg, Nature 411, 907 (2001).
 - [5] A.-L. Barabási, R. Albert, Science 286, 509 (1999).
 - [6] S.N. Dorogovtsev, J.F.F Mendes, Phys. Rev. E 63, 025101 (2001)
 - [7] S.N. Dorogovtsev, J.F.F Mendes, A.N. Samukhin, Phys. Rev. Lett. **85**, 4633 (2000).
 - [8] M.P.H. Stumpf, P.J. Ingram, Europhys. Lett. 71, 1, 152-158 (2005).
 - [9] H. Jeong, Z. Néda, A.-L. Barabási, Europhys.Lett. 61, 567-572 (2003) .
 - [10] A. Vázquez, Phys. Rev. E. 67, 056104 (2003).
 - [11] S.N. Dorogovtsev, J.F.F. Mendes, A.N. Samukhin, Phys. Rev. E 63, 062101 (2001).
 - [12] F.Stauffer, preliminary results.
 - [13] G. Mukherjee, S. S. Manna, **cond-mat/0503697**.
 - [14] avoiding itself