

Dynamical nuclear polarization of a single charge-tunable InAs/GaAs quantum dot

B. Eble,¹ O. Krebs,^{1,*} A. Lemaître,¹ K. Kowalik,^{1,†} A. Kudelski,¹ P. Voisin,¹ B. Urbaszek,² X. Marie,² and T. Amand²

¹CNRS-Laboratoire de Photonique et Nanostructures, Route de Nozay, 91460 Marcoussis, France

²Laboratoire de Nanophysique Magnétisme et Optoélectronique, INSA, 31077 Toulouse Cedex 4, France

(Dated: July 12, 2005)

We report on the dynamical nuclear polarization of a single charge-tunable self-assembled InAs/GaAs quantum dot in a longitudinal magnetic field of ~ 0.2 T. The hyperfine interaction between the optically oriented electron and nuclei spins leads to the polarization of the quantum dot nuclei measured by the Overhauser-shift of the singly-charged excitons (X^+ and X^-). When going from X^+ to X^- , we observe a reversal of this shift which reflects the average electron spin optically written down in the quantum dot either in the X^+ state or in the final state of X^- recombination. We discuss a theoretical model which indicates an efficient depolarization mechanism for the nuclei limiting their polarization to $\sim 10\%$.

PACS numbers: 71.35.Pq, 72.25.Fe, 72.25.Rb, 78.67.Hc

Spin dynamics of an electron confined in a self-assembled semiconductor quantum dot (QD) is currently the subject of an intense research [1, 2, 3, 4, 5, 6, 7]. It indeed represents a promising direction for implementing quantum computation algorithms in solid state, because once the electron is confined in a quantum dot, its spin dynamics at low temperature is *almost* no longer subjected to the random perturbations which lead to relaxation and decoherence in bulk or quantum wells. For example the usual spin relaxation due to spin-orbit interaction turns out to be quite negligible [1, 8]. The subsisting sources of relaxation which have been identified in real QDs are (i) the exchange interaction with additional hole(s) or electron(s) [6] and (ii) the hyperfine interaction with the QD nuclei spins [3, 4]. In order to address this issue with optical techniques, field-effect structures embedding charge-tunable QDs [9] offer an amazing potential: the exchange-induced spin relaxation can be kept under control e.g. by extracting the hole from a photo-excited electron-hole pair (named further exciton) [1] or by adding a charge preventing the exchange to operate [6, 10], while the effective role of the hyperfine interaction which only affects the conduction band electrons can be investigated by controlling the nature (electron or hole) of the spin-polarized carrier.

In this Letter we address the issue of hyperfine interaction in a self-assembled charge-tunable InAs/GaAs quantum dot submitted to an external magnetic field of ~ 0.2 T. Optical excitation with circularly polarized light is used for writing down the electron and/or hole spins, whereas an external bias applied to the n-Schottky-type sample controls the electronic charge [6, 9, 11, 12]. The same single QD has been studied in three different regimes: when the electron spin \hat{S}^e interacting with the nuclear spins \hat{I}^j (i) forms with two photo-excited holes a positive trion X^+ , (ii) forms a neutral exciton X^0 , and (iii) results from the radiative recombination of a negative trion X^- made of two electrons and one hole. By measuring the Overhauser shift of the X^+ or X^- Zeeman splitting [13, 14, 15], we show that the small applied magnetic field leads to the optically-induced polarization of the QD nuclei, with a non-linear dependence on the average electron spin $\langle \hat{S}_z^e \rangle$ deduced from the photoluminescence (PL) circular polarization. Remarkably, this shift changes sign with the crossing from X^+ to X^- . We present a theoretical description of the nuclear polarization dynamics in InAs/GaAs QDs explaining most of our results.

The sample which has already been used in Ref. [6] was grown by molecular beam epitaxy on a [001]-oriented semi-insulating GaAs substrate. The InAs QDs are grown in the Stranski-Krastanov mode 25 nm above a 200nm-thick n^+ -GaAs layer and capped by an intrinsic GaAs (25 nm)/ $\text{Al}_{0.3}\text{Ga}_{0.7}\text{As}$ (120 nm)/GaAs (5 nm) multilayer. The QD charge is controlled by an electrical bias applied between a top Schottky contact and a back ohmic contact. We used a metallic mask evaporated on the Schottky gate with $1\mu\text{m}$ -diameter optical apertures to spatially select single QDs.

The sample which has already been used in Ref. [6] was grown by molecular beam epitaxy on a [001]-oriented semi-insulating GaAs substrate. The InAs QDs are grown in the Stranski-Krastanov mode 25 nm above a 200nm-thick n^+ -GaAs layer and capped by an intrinsic GaAs (25 nm)/ $\text{Al}_{0.3}\text{Ga}_{0.7}\text{As}$ (120 nm)/GaAs (5 nm) multilayer. The QD charge is controlled by an electrical bias applied between a top Schottky contact and a back ohmic contact. We used a metallic mask evaporated on the Schottky gate with $1\mu\text{m}$ -diameter optical apertures to spatially select single QDs.

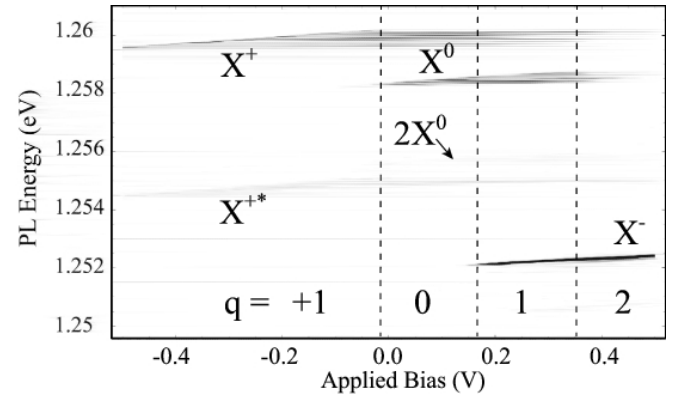


FIG. 1: Gray-scale contour plot of the PL intensity from a single InAs QD at $T=5$ K versus the detection energy and applied bias under intra-dot excitation at 1.31 eV.

Figure 1 shows the $T=5$ K PL intensity contour plot

against bias and detection energy of the single QD that has been extensively studied in this work. The identification of the different spectral lines and of the associated QD charge relies on several robust observations : (i) Between 0 V and ~ 0.15 V we only observe the PL emission from the ground state exciton X^0 clearly identified by its fine structure [Fig. 2(b)] [16] and by the biexciton (hardly perceptible in Fig. 1) appearing under stronger excitation at lower energy. (ii) Above 0.15 V the X^- trion red-shifted by ~ 6 meV shows up indicating the charging of the QD with an electron [6, 17, 18]. Both lines (X^0 and X^-) still coexist because under non strictly-resonant excitation (here 1.31 eV) a single photo-hole can be created in the QD giving rise to optical recombination with the resident electron. (iii) Above 0.35 V, the neutral exciton line definitely disappears indicating the charging with 2 electrons. (iv) For negative bias a symmetrical charging effect occurs for holes. The neutral exciton line which disappears as a result of the electron tunnelling out of the QD, is replaced by a 3 meV blue-shifted line assigned to the trion X^+ [12, 19]. Although the applied bias only controls the conduction band chemical potential and thus cannot itself generates the QD charging with holes, this effect is achieved under strong intra-dot excitation. It directly creates a hole within the QD, which does not escape as the electron thanks to its larger effective mass.

To study the influence of hyperfine interaction on spin dynamics, optical orientation experiments have been performed in presence of a small longitudinal magnetic field parallel to the QD growth axis z [2, 13, 20]. The latter was provided by a permanent magnet simply put below the sample within the cryostat cold finger. Its amplitude B_{ext} at the sample position was estimated to ~ 0.2 T. The optical excitation and detection were both performed along the z axis. Thus the degree of PL circular polarization defined by $\rho_c = (I_{\sigma^+} - I_{\sigma^-}) / (I_{\sigma^+} + I_{\sigma^-})$, where $I_{\sigma^+(-)}$ denotes the PL intensity measured in $\sigma^+(-)$ polarization, traces the average spin $\langle S_z^e \rangle = -\rho_c/2$ of the electron participating in the PL signal [20]. This results from the usually accepted assumption of pure heavy-hole ground state with angular momentum projection $m_z = \pm \frac{3}{2}$ in InAs QDs leading to optically active electron-hole pairs $|\pm 1\rangle = |\mp \frac{1}{2}, \pm \frac{3}{2}\rangle$. As a result, depending on the QD charge state, we are able to read out either the spin of the electron for both X^+ and X^0 states, or the spin of the hole in X^- from which we deduce the electron spin $\langle S_z^e \rangle = +\rho_c/2$ left in the QD after the optical recombination as sketched in Fig. 2(a).

Figure 2 shows the influence of the applied magnetic field on the (charged) exciton fine structure. In InAs QDs, the electron-hole exchange interaction leads to the splitting of X^0 between the dark states (angular quantum number $J=2$) uncoupled to light and the bright states ($J=1$) which form the X^0 line observed in PL experiments. Due to in-plane anisotropy of real QDs the latter is further split by an energy $\delta_1 \sim 50$ meV into $|X\rangle$ and $|Y\rangle$

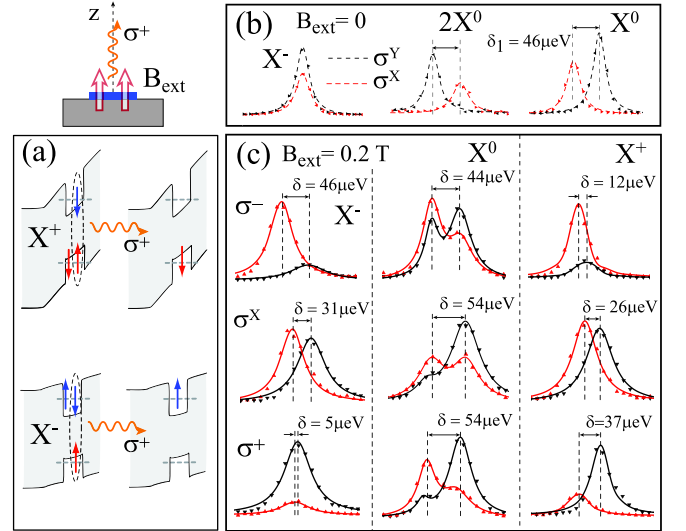


FIG. 2: (Color online) (a) Sketch of the spin configuration for X^+ and X^- for σ^+ emission. (b) and (c) Zoom over a $200 \mu\text{eV}$ range of PL spectra excited at 1.34 eV in zero and 0.2 T magnetic field respectively. (b) Detection in linear polarization. (c) Detection in σ^- (red) and σ^+ (dark) for three different excitation polarizations as indicated on the left.

eigenstates linearly polarized along the crystallographic axes $\langle 110 \rangle$ [16, 21]. This is illustrated in Fig. 2(b) which presents linear polarization resolved spectra in zero magnetic field. The X^0 line is split by $\delta_1 = 46 \mu\text{eV}$ and the biexciton $2X^0$ shows the same splitting with reversed sequence of polarization [22]. In contrast, the trions X^+ and X^- do not exhibit such a splitting to the limit of our set-up precision (i.e. $< 5 \mu\text{eV}$) in agreement with the vanishing of the exchange interaction between one electron (hole) and two holes (electrons) forming a spin singlet in the ground state [23]. In magnetic field, the Zeeman interaction separates the σ^\pm -polarized components of the trion lines by $\delta_Z = |g_X| \mu_B B_{ext}$ where g_X is the exciton g -factor (supposed to be constant for the three lines considered here) and $\mu_B = 58 \mu\text{eV/T}$ is the Bohr magneton. It also increases the bright X^0 splitting to $\sqrt{\delta_1^2 + \delta_Z^2}$. Figure 2(c) shows the PL spectra resolved in circular polarization. Under linearly polarized excitation we find for the three lines a Zeeman splitting $\delta_Z \approx 28 \mu\text{eV}$ in agreement with an exciton g -factor of ~ 3 [16]. Under circularly polarized excitation a significant deviation from the sole Zeeman interaction is now observed : the X^+ splitting gets larger in σ^+ excitation by $+10 \mu\text{eV}$ and smaller in σ^- by $-15 \mu\text{eV}$. This so-called Overhauser shift (OHS) denoted δ_n indicates the polarization of the QD nuclear spins which progressively builds up through the hyperfine interaction with the optically oriented electrons in the QD. Remarkably a symmetrical but reversed effect occurs for X^- with a shift $\delta_n = +15 \mu\text{eV}$ in σ^- and $\delta_n = -25 \mu\text{eV}$ in σ^+ . This OHS reversal demonstrates that in the case of a spin-polarized X^- for which the total elec-

tron spin is zero, the mechanism leading to nuclear polarization doesn't operate during X^- lifetime but takes place due to the interaction with the single electron left in the QD after the optical recombination. This contrasts with the results reported for GaAs QDs [15]. (Note that X^- and X^+ recombines both with a *positive* circular polarization with respect to the excitation). For X^0 which still shows a weak polarization at 0.2 T, we observed no significant OHS except when there is an overlap with X^+ (situation of Fig. 2(c) because of excitation at higher energy), in which case it only acts as a probe of OHS produced by X^+ . An other feature of these results is the pronounced OHS asymmetry when changing the excitation from σ^+ to σ^- . This clearly appears in Fig. 3 which reports the bias dependence of circular polarization and of the trion spin splitting. This asymmetry means that polarizing the nuclear spins in the direction which produces a larger effective field for the electron is more difficult than in the opposite direction. The total electron spin splitting represents indeed the main energy cost of the electron-nuclei *flip-flop* process (the Zeeman splitting of nuclei being much smaller), which thus produces a negative feedback on the nuclear polarization as we show in the following.

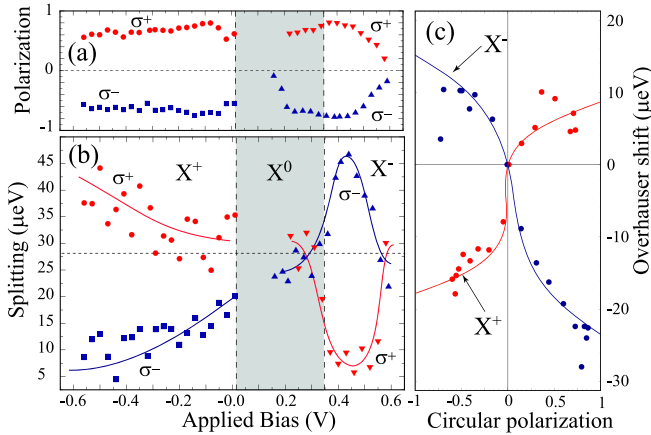


FIG. 3: (Color online)(a) circular polarization and (b) spin splitting of X^+ and X^- PL lines against applied bias at $B_{ext} = 0.2$ T, under σ^+ (red) and σ^- (blue) polarized excitation at 1.31 eV. The gray-shaded area represents the region of X^0 stability and the solid lines are a guide for the eye. (c) Overhauser shift versus circular polarization for X^- (+0.4 V) and X^+ (-0.2 V) measured for excitation polarizations varying from σ^+ to σ^- . Solid lines are theoretical fits.

The Hamiltonian describing the hyperfine interaction of a single electron spin $\hat{S}^e = \frac{1}{2}\hat{\sigma}^e$ confined in a QD with N nuclear spins is given by [13, 20]:

$$\hat{H}_{hf} = \frac{\nu_0}{2} \sum_j A^j |\psi(\mathbf{r}_j)|^2 \left(\hat{I}_z^j \hat{\sigma}_z^e + \frac{\hat{I}_+^j \hat{\sigma}_-^e + \hat{I}_-^j \hat{\sigma}_+^e}{2} \right) \quad (1)$$

where ν_0 is the two-atom unit cell volume, \mathbf{r}_j is the position of the nuclei j with spin \hat{I}^j , A^j is the constant of

hyperfine interaction with the electron and $\psi(\mathbf{r})$ is the electron envelope function. The sum goes over the nuclei interacting significantly with the electron (i.e. essentially in the effective QD volume defined by $V = \int |\psi(\mathbf{r})|^4 d\mathbf{r} = \nu_0 N/2$). This interaction has two important effects on the electron-nuclei spin system. (i) It acts as an effective magnetic field $\mathbf{B}_n \approx \sum_j A^j \mathbf{I}^j / (g_e \mu_B)$ on the electron spin of g -factor g_e . In a classical description the electron spin precess around the total magnetic field $\mathbf{B} = \mathbf{B}_{ext.} + \mathbf{B}_n$, which thus can contribute to a *partial* spin relaxation when the projection B_z of the total field along z is comparable or smaller than its in-plane fluctuation. The latter is given in case of weak nuclear polarization by $\Delta_B = \sqrt{4 \sum_\alpha I^\alpha (I^\alpha + 1) x_\alpha A^{\alpha 2} / 3N (g_e \mu_B)^{-1}}$ where the sum now goes over the unit-cell with nuclei α ($\alpha = \text{In, Ga, As}$) of fraction x_α [2, 3]. Δ_B is estimated to ~ 30 mT for InAs QDs. It can thus significantly affect the spin dynamics of X^+ whose lifetime ~ 1 ns is comparable to the associated Larmor precession period. Nevertheless, a longitudinal field as small as $B_{ext} = 0.2$ T is supposed to quench drastically this relaxation mechanism as a result of the induced spin splitting. (ii) Since the electron spin precession stops randomly within a correlation time τ_c (due to optical excitation/recombination or QD charging), the conservation of angular momentum leads to the transfer of spin polarization towards the nuclei. Quantum mechanically this flip-flop mechanism corresponds to the second term of Eq. (1). The nuclear polarization can then accumulate in the QD giving rise to the OHS through the first term of Eq. (1) under the condition that the spin diffusion driven by the dipole-dipole interaction between nuclei is quenched, which is in principle achieved for fields above 1 mT [20].

To derive from Eq. (1) a convenient expression for the nuclear polarization dynamics we assume as a first order a uniform electron wavefunction $\psi(\mathbf{r}) = \sqrt{2/N\nu_0}$ over the involved nuclei. This also amounts to consider a uniform nuclear polarization $\rho_\alpha = \langle I_z^\alpha \rangle / I^\alpha$ for each atom α of the QD. The theory of time-dependent perturbation up to the second order applied to the flip-flop interaction characterized by a correlation time τ_c yields the following equation rate [24]:

$$\frac{d\langle I_z^\alpha \rangle}{dt} = -\frac{1}{T^\alpha} (\langle I_z^\alpha \rangle - Q^\alpha \langle S_z^e \rangle) \quad (2)$$

where $Q^\alpha = \frac{I^\alpha (I^\alpha + 1)}{S(S+1)}$ and T^α is given by:

$$\frac{1}{T^\alpha} = \frac{2f_e \tau_c}{1 + \left[\left(\frac{g_e}{g_x} \delta_Z + \delta_n \right) \tau_c / \hbar \right]^2} \left(\frac{A^\alpha}{N\hbar} \right)^2 \quad (3)$$

where f_e is the fraction of time that the QD contains an electron, which obviously depends on the excitation power. The OHS is then related to the average nuclear spins by $\delta_n = -2 \sum_\alpha x_\alpha \langle I_z^\alpha \rangle A^\alpha$. Note Eq. (2) is only

valid under the condition of weak nuclear polarization ρ_α to use the approximation $\langle \hat{I}_{x,y}^{\alpha^2} \rangle \approx I^\alpha(I^\alpha + 1)/3$ [20, 24]. This is experimentally verified here ($\rho_\alpha \sim 0.1$) though the leading electron polarization $\langle S_z^e \rangle/S$ is of the order of unity. The stationary solution of Eq. (2) is therefore far from being reached which means that a nuclear depolarization term must be taken into account. The physical origin of this mechanism is out of the scope of this paper. Yet, we can note that a similar weak nuclear polarization has been obtained in Ref. [14] for similar In-AlAs quantum dots under stronger magnetic field. This likely excludes the residual dipolar contribution of the dipolar interaction between nuclei discussed in Ref. [13]. Here, our magnetic field being fixed, we simply use a phenomenological description by adding to Eq. (2) the depolarization term $-f_e \langle I_z^\alpha \rangle / T_d$ where T_d is a time constant independent on α and where f_e allows for taking into account the weak influence we observed of the optical excitation power. The OHS reached at equilibrium is then given by the implicit equation:

$$\delta_n = \frac{-\Delta^* \langle S_z^e \rangle}{1 + \kappa \left[(\hbar/\tau_c)^2 + \left(\frac{g_e}{g_x} \delta_Z + \delta_n \right)^2 \right]} \quad (4)$$

where $\Delta^* = 2\tilde{A} \sum_\alpha x_\alpha Q^\alpha$, $\kappa = \tau_c / T_d (N/\tilde{A})^2$ and we have used \tilde{A} (≈ 50 μeV) instead of A^α which indeed weakly depends on α . Here we treat Δ^* , τ_c and κ as fitting parameters, while δ_n , δ_Z , $\langle S_z^e \rangle$ can be determined from the experiments. Note yet that Δ^* amounts to ~ 1.3 meV for a realistic In(Ga)As QD (with $x_{In} = 0.3$, $x_{Ga} = 0.2$, $x_{As} = 0.5$).

Equation (4) shows the feedback of the OHS on its equilibrium value through the electron spin splitting $(\frac{g_e}{g_x} \delta_Z + \delta_n)$ which leads to the asymmetry observed when changing the excitation polarization. This effect requires yet an efficient mechanism for the relaxation of the nuclear polarization described here by κ , which besides severely limits the nuclear polarization. For X^0 , in addition to the anisotropic exchange term δ_1 which averages to almost zero the electron circular polarization $\langle S_z^e \rangle$ of bright states (see Fig. 2(c)), we should add to the spin splitting the direct exchange interaction ($\delta_0 \approx 0.5$ meV) making the nuclei polarization much more difficult than for trions, in agreement with our observations. For X^+ , the correlation time τ_c is the radiative lifetime (~ 1 ns) and the average electron spin is determined from the PL circular polarization itself. The latter remains essentially constant around 70% [Fig. 3] whereas the OHS increases continuously with the electric field amplitude. This trend agrees well with Eq. (4) when assuming a reduction of trion lifetime due to the competition with the field-induced electron escape. For X^- , the single electron left in the QD after the optical recombination now controls the nuclear polarization. Thus the correlation time to consider above 0.3 V corresponds to the capture time of a second electron from the n-GaAs layer, which

should progressively decrease with the bias. The dependence observed in Fig. 3(b) showing a maximum of OHS at 0.45 V agrees qualitatively well with our model, first through the reduction of κ and then by an increase of $(\hbar/\tau_c)^2$. But since τ_c , ρ_c and likely T_d vary with the field it is difficult to fit the results of Fig. 3(b) without any additional assumptions. Therefore, to confirm the validity of this model we varied only the average spin $\langle S_z^e \rangle$ by rotating the quarter-wave plate which fixes the excitation polarization. The measurements of ρ_c and δ_n are reported in Fig. 3(c) together with a fit made with a constant Zeeman splitting $\frac{g_e}{g_x} \delta_Z = 7$ μeV and the set of parameters $\Delta^* = 1.3$ (1.3) meV, $\tau_c = 0.6$ (0.06) ns and $\kappa^{-1/2} = 1.8$ (3.8) μeV for X^+ (X^-) respectively. The good agreement obtained with these reasonable parameters gives strong support to our theoretical description. More intriguing, we couldn't observe the direct influence of the hyperfine field fluctuations on the electron spin relaxation (i.e. on the circular polarization of X^+) [3] for the mere reason that the circular polarization of X^+ was already quite strong in the 70–80% range at zero magnetic field. This contrasts to Ref. [2] where an ensemble of p-doped QDs was studied. Further investigations are thus required to elucidate this zero field result.

In conclusion, we have shown that a significative nuclear polarization can be induced by optically polarized trions in a single InAs/GaAs quantum dot, with a very different signature according to the trion state X^+ or X^- . It demonstrated unambiguously that the nuclear polarization results from the hyperfine interaction with an unpaired electron *within* the quantum dot. Our results are discussed with a theoretical model which provides a fine understanding of the nuclear polarization mechanism and emphasizes the importance of electron spin splitting on its spin flip rate.

This work has been supported by contract BoitQuant of *Fonds National pour la Science* and the European network of excellence SANDIE.

* Corresponding author : Olivier.Krebs@lpn.cnrs.fr

† Main address : Institute of Experimental Physics, Warsaw University, Hoza 69, 00-681 Warsaw, Poland

- [1] M. Kroutvar *et al.*, Nature **432**, 81 (2004).
- [2] P.-F. Braun *et al.*, Phys. Rev. Lett. **94**, 116601 (2005).
- [3] I. Merkulov *et al.*, Phys. Rev. B **65**, 205309 (2002).
- [4] A. V. Khaetskii *et al.*, Phys. Rev. Lett. **88**, 186802 (2002).
- [5] J. M. Smith *et al.*, Phys. Rev. Lett. **94**, 197402 (2005).
- [6] S. Laurent *et al.*, Phys. Rev. Lett. **94**, 147401 (2005).
- [7] M. V. G. Dutt *et al.*, Phys. Rev. Lett. **94**, 227403 (2005).
- [8] A. V. Khaetskii and Y. V. Nazarov, Phys. Rev. B **61**, 12639 (2000).
- [9] R. J. Warburton *et al.*, Phys. Rev. Lett. **79**, 5282 (1997).
- [10] T. Flissikowski *et al.*, Phys. Rev. B **68**, 161309(R) (2003).
- [11] J. J. Finley *et al.*, Phys. Rev. B **63**, 73307 (2001).

- [12] M. Ediger *et al.*, Appl. Phys. Lett. **86**, 211909 (2005).
- [13] D. Gammon *et al.*, Phys. Rev. Lett. **86**, 5176 (2001).
- [14] T. Yokoi *et al.*, Phys. Rev. B **71**, 41307(R) (2005).
- [15] A. S. Bracker *et al.*, Phys. Rev. Lett. **94**, 47402 (2005).
- [16] M. Bayer *et al.*, Phys. Rev. B **65**, 195315 (2002).
- [17] B. Urbaszek *et al.*, Phys. Rev. Lett. **90**, 247403 (2003).
- [18] J. J. Finley *et al.*, Phys. Rev. B **63**, 161305(R) (2001).
- [19] The weaker line denoted X^{++} is assigned to a hot trion because of its broad Lorentzian lineshape and its 5 meV redshift resulting of triplet configuration.
- [20] F. Meier and B. Zakharchenya, *Optical Orientation*, vol. 8 of *Modern Problem in Condensed Matter Sciences* (North-Holland, Amsterdam, 1984).
- [21] G.Bester *et al.*, Phys. Rev. B **67**, 161306(R) (2003).
- [22] L. Besombes *et al.*, Phys. Rev. Lett. **85**, 425 (2000).
- [23] I. A. Akimov *et al.*, Appl. Phys. Lett. **81**, 4730 (2002).
- [24] A. Abragam, *Principles of Nuclear Magnetism* (Oxford University Press, 1961), chap. 8.