

Nonequilibrium excitations of molecular vibrons

D. A. Ryndyk*, M. Hartung, and G. Cuniberti

Institut für Theoretische Physik, Universität Regensburg, D-93040 Germany

(Dated: 2nd December 2024)

We consider the nonequilibrium quantum vibrations of a molecule clamped between two macroscopic leads in a current-carrying state at finite voltages. Our approach is based on the nonequilibrium Green function technique and the self-consistent Born approximation. Kinetic equations for the average populations of electrons and vibrons are formulated in the weak electron-vibron coupling case and self-consistent solutions are obtained. The effects of vibron emission and vibronic instability are demonstrated using few-orbital models. The importance of the electron-vibron resonance is shown.

During the past several years, nonequilibrium quantum transport in nanostructures and, in particular, transport through single molecules, has been in the focus of both experimental and theoretical investigations because of possible electronic device applications. Recently, the interaction of electrons with molecular vibrations attracted attention after experiments on inelastic electron transport through single molecules [1, 2, 3, 4, 5, 6, 7, 8]. New theoretical treatments were presented in Refs. [9, 10, 11, 12, 13, 14, 15, 16, 17, 18, 19, 20]. In this Letter, we consider a quantum theory of nonequilibrium vibronic excitation.

Basically there are two main nonequilibrium effects: the electronic spectrum modification [20] and excitation of vibrons (quantum vibrations). In the weak electron-vibron coupling case the spectrum modification is usually small (which is dependent, however, on the vibron dissipation rate, temperature, etc.) and the main possible nonequilibrium effect is the excitation of vibrons at finite voltages. We develop an analytical theory for this case. This theory is based on the self-consistent Born approximation (SCBA), which allows to take easily into account and calculate nonequilibrium distribution functions of electrons and vibrons.

If the mechanical degrees of freedom are coupled strongly to the environment (dissipative vibron), then the dissipation of molecular vibrations is determined by the environment. However, if the coupling of vibrations to the leads is weak, we should consider the case when the vibrations are excited by the current flowing through a molecule, and the dissipation of vibrations is also determined essentially by the coupling to the electrons. In this Letter, we show that the effects of vibron emission and vibronic instability are important especially in the case of electron-vibron resonance.

We describe a molecule coupled to free conduction electrons in the leads by a usual tunneling Hamiltonian. Furthermore, the electrons are coupled to vibrational modes.

We do not consider Coulomb interaction to avoid further effects, such as Coulomb blockade and Kondo effect, which could dominate over the physics which we want to address, however self-consistent mean-field effects can be included easily in our approach. The full Hamiltonian is the sum of the molecular Hamiltonian \hat{H}_M , the Hamiltonians of the leads $\hat{H}_{R(L)}$, the tunneling Hamiltonian \hat{H}_T describing molecule-lead coupling, the vibron Hamiltonian \hat{H}_V including electron-vibron coupling and coupling of vibrations to the environment

$$\hat{H} = \hat{H}_M + \hat{H}_L + \hat{H}_R + \hat{H}_T + \hat{H}_V. \quad (1)$$

A molecule (as well as a system of small quantum dots) is described by a set of localized states $|\alpha\rangle$ with energies ϵ_α (tight-binding model) by the following model Hamiltonian:

$$\hat{H}_M^{(0)} = \sum_{\alpha} (\epsilon_{\alpha} + e\varphi_{\alpha}(t)) d_{\alpha}^{\dagger} d_{\alpha} + \sum_{\alpha \neq \beta} t_{\alpha\beta} d_{\alpha}^{\dagger} d_{\beta}, \quad (2)$$

where $d_{\alpha}^{\dagger}, d_{\alpha}$ are creation and annihilation operators in the states $|\alpha\rangle$, and $\varphi_{\alpha}(t)$ is the (self-consistent) electrical potential.

The Hamiltonians of the right (R) and left (L) leads are

$$\hat{H}_{i=L(R)} = \sum_{k\sigma} (\epsilon_{ik\sigma} + e\varphi_i(t)) c_{ik\sigma}^{\dagger} c_{ik\sigma}, \quad (3)$$

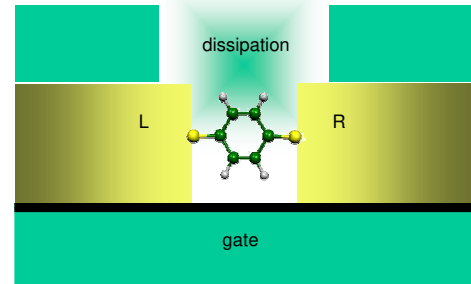


Figure 1: (Color online) Schematic picture of the considered system.

*On leave from the Institute for Physics of Microstructures, RAS, Nizhny Novgorod, Russia

$\varphi_i(t)$ are the electrical potentials of the leads, and the tunneling Hamiltonian

$$\hat{H}_T = \sum_{i=L,R} \sum_{k\sigma,\alpha} \left(V_{ik\sigma,\alpha} c_{ik\sigma}^\dagger d_\alpha + h.c. \right) \quad (4)$$

describes hopping between the leads and the molecule. Direct hopping between two leads is neglected (weak molecule-lead coupling case).

Vibrations and the electron-vibron coupling are described by the Hamiltonian [14, 15, 16]

$$\hat{H}_V = \sum_q \hbar \omega_q a_q^\dagger a_q + \sum_{\alpha\beta} \sum_q M_{\alpha\beta}^q (a_q + a_q^\dagger) d_\alpha^\dagger d_\beta. \quad (5)$$

Here vibrations are considered as localized phonons and q is an index labelling them, not the wave-vector. We include both diagonal coupling, which describes a change of the electrostatic energy with the distance between atoms, and the off-diagonal coupling, which describes the dependence of the matrix elements $t_{\alpha\beta}$ over the distance between atoms.

We use the nonequilibrium Green function (NGF) method [21, 22], which now is a standard approach in mesoscopic physics and molecular electronics [1]. We follow the formulation of Meir, Wingreen, and Jauho [23, 24, 25], which has been already applied to the case of self-consistency in Ref. [20].

The current in the left ($i = L$) or right ($i = R$) contact to the molecule is described by the well-known expression

$$J_{i=L,R} = \frac{ie}{\hbar} \int \frac{d\epsilon}{2\pi} \text{Tr} \left\{ \Gamma_i(\epsilon - e\varphi_i) (\mathbf{G}^<(\epsilon) + f_i^0(\epsilon - e\varphi_i) [\mathbf{G}^R(\epsilon) - \mathbf{G}^A(\epsilon)]) \right\}, \quad (6)$$

where $f_i^0(\epsilon)$ is the equilibrium Fermi distribution function with chemical potential μ_i , and the level-width function is

$$\Gamma_{i=L(R)}(\epsilon) = \Gamma_{i\alpha\beta}(\epsilon) = 2\pi \sum_{k\sigma} V_{ik\sigma,\beta} V_{ik\sigma,\alpha}^* \delta(\epsilon - \epsilon_{ik\sigma}).$$

The matrix lesser (retarded, advanced) Green functions of a nonequilibrium molecule $\mathbf{G}^{<(R,A)} \equiv \mathbf{G}_{\alpha\beta}^{<(R,A)}$ can be found from the Dyson-Keldysh equations in the integral form or from the corresponding equations in the differential form [20] (and references therein).

In the standard self-consistent Born approximation, using the Keldysh technique, one obtains for the vibronic self-energies [13, 14, 15, 16, 18, 19, 25, 26]

$$\Sigma^{R(V)}(\epsilon) = \frac{i}{2} \sum_q \int \frac{d\omega}{2\pi} (\mathbf{M}^q \mathbf{G}_{\epsilon-\omega}^R \mathbf{M}^q D_{q\omega}^K + \mathbf{M}^q \mathbf{G}_{\epsilon-\omega}^K \mathbf{M}^q D_{q\omega}^R - 2D_{q\omega=0}^R \mathbf{M}^q \text{Tr} [\mathbf{G}_\omega^< \mathbf{M}^q]), \quad (7)$$

$$\Sigma^{<(V)}(\epsilon) = i \sum_q \int \frac{d\omega}{2\pi} \mathbf{M}^q \mathbf{G}_{\epsilon-\omega}^< \mathbf{M}^q D_{q\omega}^<, \quad (8)$$

where $\mathbf{G}^K = 2\mathbf{G}^< + \mathbf{G}^R - \mathbf{G}^A$ is the Keldysh Green function, and $\mathbf{M}^q \equiv M_{\alpha\beta}^q$.

In our model the retarded vibron function is calculated from the Dyson-Keldysh equation

$$D^R(q, \omega) = \frac{2\omega_q}{\omega^2 - \omega_q^2 - 2\omega_q \Pi^R(q, \omega)}, \quad (9)$$

where $\Pi(q, \omega)$ is the polarization operator (boson self-energy). The equation for the lesser function (quantum kinetic equation) is

$$(\Pi^R - \Pi^A) D^< - (D^R - D^A) \Pi^< = 0. \quad (10)$$

The polarization operator is the sum of two parts, environmental and electronic: $\Pi^{R,<} = \Pi^{R,<(\text{env})} + \Pi^{R,<(\text{el})}$.

The environmental equilibrium part of the polarization operator can be approximated by the simple expressions

$$\Pi^{R(\text{env})}(q, \omega) = -\frac{i}{2} \gamma_q \text{sign}(\omega), \quad (11)$$

$$\Pi^{<(\text{env})}(q, \omega) = -i \gamma_q f_B^0(\omega) \text{sign}(\omega), \quad (12)$$

where $f_B^0(\omega)$ is the equilibrium Bose-Einstein distribution function.

The electronic contribution to the polarization operator within the SCBA is

$$\Pi^{R(\text{el})}(q, \omega) = -i \int \frac{d\epsilon}{2\pi} \text{Tr} (\mathbf{M}^q \mathbf{G}_\epsilon^< \mathbf{M}^q \mathbf{G}_{\epsilon-\omega}^A + \mathbf{M}^q \mathbf{G}_\epsilon^R \mathbf{M}^q \mathbf{G}_{\epsilon-\omega}^<), \quad (13)$$

$$\Pi^{<(\text{el})}(q, \omega) = -i \int \frac{d\epsilon}{2\pi} \text{Tr} (\mathbf{M}^q \mathbf{G}_\epsilon^< \mathbf{M}^q \mathbf{G}_{\epsilon-\omega}^>). \quad (14)$$

We obtained the full set of equations, which can be used for numerical calculations. We simplify these equations and obtain some analytical results in the *vibronic quasiparticle approximation*, which assumes weak electron-vibron coupling limit and weak external dissipation of vibrons:

$$\gamma_q^* = \gamma_q - 2\text{Im}\Pi^R(\omega_q) \ll \omega_q. \quad (15)$$

So that the spectral function of vibrons can be approximated by the Dirac δ , and the lesser function reads

$$D^<(q, \omega) = -2\pi i [(N_q + 1)\delta(\omega + \omega_q) + N_q \delta(\omega - \omega_q)], \quad (16)$$

where N_q is (nonequilibrium) number of vibrations in the q -th mode. So, in this approximation the spectrum modification of vibrons is not taken into account, but the possible excitation of vibrations is described by the nonequilibrium N_q . The dissipation of vibrons is neglected in the spectral function, but is taken into account later in the kinetic equation for N_q . A similar approach to the single-level problem was considered recently in [13, 18, 19].

The more general case with broadened equilibrium vibron spectral function seems to be not very interesting, because in this case vibrons are not excited. Nevertheless, in the numerical calculation it can be easily taken into consideration.

From the general quantum kinetic equation for vibrons (10) we obtain in this limit

$$N_q = \frac{\gamma_q N_q^0 - \text{Im}\Pi^<(\omega_q)}{\gamma_q - 2\text{Im}\Pi^R(\omega_q)}. \quad (17)$$

This expression describes the number of vibrons N_q in a nonequilibrium state. In the linear approximation the polarization operator is independent of N_q and $-2\text{Im}\Pi^R(\omega_q)$ describes additional dissipation.

For weak electron-vibron coupling the number of vibrons is close to equilibrium and is changed because of *vibron emission* by nonequilibrium electrons, N_q is roughly proportional to the number of such electrons. The situation changes, however, if

$$\gamma_q^* = \gamma_q - 2\text{Im}\Pi^R(\omega_q) < 0 \quad (18)$$

in *linear* approximation. In this case of negative dissipation the system is unstable (*vibronic instability*), and the number of vibrons can be essentially larger than in the equilibrium case. In the stationary state the *nonlinear* dissipation rate γ_q^* is positive, but the nonequilibrium contribution to dissipation $-2\text{Im}\Pi^R(\omega_q)$ remains negative.

Additionally to the vibronic quasiparticle approximation, the *electronic quasiparticle approximation* can be used when the coupling to the leads is weak. In this case the lesser function can be parameterized through the number of electrons F_η in the *eigenstates of the non-interacting molecular Hamiltonian* $H_M^{(0)}$

$$G_{\alpha\beta}^< = i \sum_{\gamma\eta} A_{\alpha\gamma} S_{\gamma\eta} F_\eta S_{\eta\beta}^{-1}, \quad (19)$$

we introduce the unitary matrix \mathbf{S} , which transfer the Hamiltonian $\mathbf{H} \equiv H_{M\alpha\beta}^{(0)}$ into the diagonal form $\tilde{\mathbf{H}} = \mathbf{S}^{-1}\mathbf{H}\mathbf{S}$, so that the spectral function of this diagonal Hamiltonian is

$$\tilde{A}_{\delta\eta}(\epsilon) = 2\pi\delta(\epsilon - \tilde{\epsilon}_\delta)\delta_{\delta\eta}, \quad (20)$$

where $\tilde{\epsilon}_\delta$ are the eigenenergies.

Note that in the calculation of the self-energies and polarization operators we can not use δ -approximation for the spectral function (this is too rough and results in the absence of interaction out of the exact electron-vibron resonance). So that in the calculation we use actually (19) with broadened equilibrium spectral function. This approximation can be systematically improved by including nonequilibrium corrections to the spectral function, which is important near the resonance.

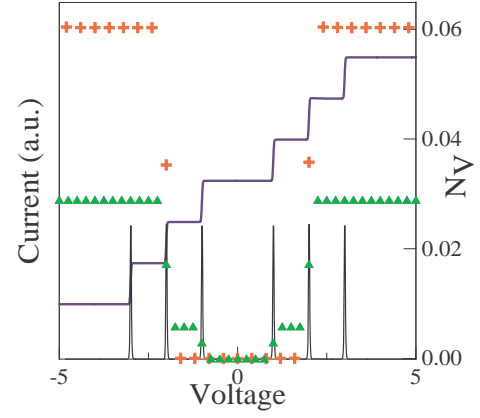


Figure 2: (Color online) Vibronic emission in the symmetric multilevel model: voltage-current curve, differential conductance, and the number of excited vibrons in the off-resonant (triangles) and resonant (crosses) cases (details see in the text).

After correspondingly calculations we obtain finally

$$N_q = \frac{\gamma_q N_q^0 - \sum_{\eta\delta} \kappa_{\eta\delta}(\omega_q) F_\eta (F_\delta - 1)}{\gamma_q - \sum_{\eta\delta} \kappa_{\eta\delta}(\omega_q) (F_\eta - F_\delta)}, \quad (21)$$

where coefficients $\kappa_{\eta\delta}$ are determined by the spectral function and electron-vibron coupling in the diagonal representation

$$\kappa_{\eta\delta}(\omega_q) = \int \frac{d\epsilon}{2\pi} \tilde{M}_{\eta\delta}^q \tilde{A}_{\delta\delta}(\epsilon - \omega_q) \tilde{M}_{\delta\eta}^q \tilde{A}_{\eta\eta}(\epsilon), \quad (22)$$

$$F_\eta = \frac{\tilde{\Gamma}_{L\eta\eta} f_{L\eta}^0 + \tilde{\Gamma}_{R\eta\eta} f_{R\eta}^0 + \sum_{q\eta} \left[\zeta_{\eta\delta}^{-q} F_\delta N_q + \zeta_{\eta\delta}^{+q} F_\delta (1 + N_q) \right]}{\tilde{\Gamma}_{L\eta\eta} + \tilde{\Gamma}_{R\eta\eta} + \sum_{q\eta} \left[\zeta_{\eta\delta}^{-q} (1 - F_\delta + N_q) + \zeta_{\eta\delta}^{+q} (F_\delta + N_q) \right]}, \quad (23)$$

$$\zeta_{\eta\delta}^{\pm q} = \tilde{M}_{\eta\delta}^q \tilde{A}_{\delta\delta}(\tilde{\epsilon}_\eta \pm \omega_q) \tilde{M}_{\delta\eta}^q, \quad (24)$$

here $\tilde{\Gamma}_{i\eta\eta}$ and $f_{i\eta}^0$ are the level width matrix in the diagonal representation and Fermi function at energy $\tilde{\epsilon}_\eta - e\varphi_i$.

These kinetic equations are similar to the usual golden rule equations, but are more general.

Now let us consider several examples of vibron emission and vibronic instability.

(i) *Vibron emission.* First we consider the most simple case, when the instability is not possible and only vibron emission takes place. This corresponds to a negative imaginary part of the electronic polarization operator: $\text{Im}\Pi^R(\omega_q) < 0$. From the Eq. (22) one can see that for any two levels with the energies $\tilde{\epsilon}_\eta > \tilde{\epsilon}_\delta$ the coefficient $\kappa_{\eta\delta}$ is larger than $\kappa_{\delta\eta}$, because the spectral function $\tilde{A}_{\delta\delta}(\epsilon)$ has a maximum at $\epsilon = \tilde{\epsilon}_\delta$. The contribution of $\kappa_{\eta\delta}(\omega_q)(F_\eta - F_\delta)$ is negative if $F_\eta < F_\delta$. This takes

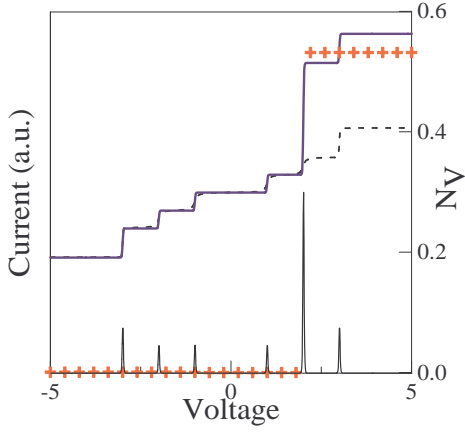


Figure 3: (Color online) Vibronic instability in an asymmetric multilevel model: voltage-current curve, differential conductance, and the number of excited vibrons (crosses). Dashed line show the voltage-current curve without vibrons (details see in the test).

place in equilibrium, and in nonequilibrium for transport through *symmetric* molecules, when higher energy levels are populated after lower levels. The example of such a system is shown in Fig. 2. Here we consider a simple three-level system ($\tilde{\epsilon}_1 = 1$, $\tilde{\epsilon}_2 = 2$, $\tilde{\epsilon}_3 = 3$) coupled symmetrically to the leads ($\Gamma_{L\eta} = \Gamma_{R\eta} = 0.01$). The current-voltage curve is the same with and without vibrations in the case of symmetrical coupling to the leads and in the weak electron-vibron coupling limit (if we neglect change of the spectral function). The figure shows how vibrons are excited, the number of vibrons N_V in the mode with frequency ω_0 is presented in two cases. In the off-resonant case (green triangles) N_V is very small comparing with the resonant case ($\omega_0 = \tilde{\epsilon}_2 - \tilde{\epsilon}_1$, red crosses, the vertical scale is changed for the off-resonant points). In fact, if the number of vibrons is very large, the spectral function and voltage-current curve are changed. We shall consider this in a separate publication.

(ii) *Vibronic instability.* Now let us consider the situation when the imaginary part of the electronic polarization operator can be positive: $\text{Im}\Pi^R(\omega_q) > 0$. Above we considered the normal case when the population of higher energy levels is smaller than lower levels. The opposite case $F_2 > F_1$ is known as inversion in laser physics. Such a state is unstable if the total dissipation γ_q^* is negative (18). As a result of the instability, a large number of vibrons is excited, and in the stationary state γ_q^* is positive. This effect can be observed for transport through *asymmetric* molecules, when higher energy levels are populated *before* lower levels. The example of a such system is shown in Fig. 3. It is the same three-level system as before, but the first and second levels are coupled not symmetrically to the leads ($\Gamma_{L1} = 0.001$, $\Gamma_{R1} = 0.1$, $\Gamma_{L2} = 0.1$, $\Gamma_{R2} = 0.001$). The vibron couple resonantly

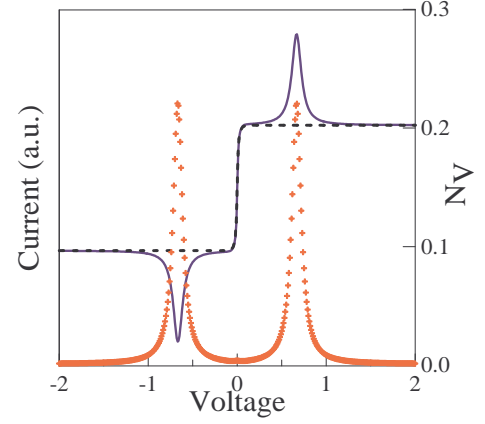


Figure 4: (Color online) Floating level resonance: voltage-current curve and the number of excited vibrons (crosses). Dashed line show the voltage-current curve without vibrons (details see in the test).

these levels ($\omega_q = \tilde{\epsilon}_2 - \tilde{\epsilon}_1$). The result is qualitatively different from the symmetrical case. The voltage-current curve is now asymmetric, a large *step* corresponds to the resonant level with inverted population.

Note the importance of the off-diagonal electron-vibron coupling for the resonant effects. If the matrix $\tilde{\mathbf{M}}$ in the eigen-state representation is diagonal, there is no resonant coupling between different electronic states.

(iii) *Floating-level resonance.* Finally, let us consider the important case, when initially symmetric molecule becomes asymmetric when the external voltage is applied. The reason for such asymmetry is simply that in the external electric field left and right atoms feel different electrical potentials and the position of the levels $\epsilon_\alpha = \epsilon_\alpha^{(0)} + e\varphi_\alpha$ is changed (float) with the external voltage. The example of a such system is shown in Fig. 4. Here we consider a two-level system, one level is coupled electrostatically to the left lead $\tilde{\epsilon}_1 \propto \varphi_L$, the other level to the right lead $\tilde{\epsilon}_2 \propto \varphi_R$, the tunneling coupling to the leads also is not symmetrical ($\Gamma_{L1} = 0.1$, $\Gamma_{R1} = 0.001$, $\Gamma_{L2} = 0.001$, $\Gamma_{R2} = 0.1$). The frequency of the vibration, coupling these two states, is $\omega_0 = 1$. When we sweep the voltage, a *peak* in the voltage-current curve is observed when the energy difference $\tilde{\epsilon}_1 - \tilde{\epsilon}_2 \propto eV$ is going through the resonance $\tilde{\epsilon}_1 - \tilde{\epsilon}_2 \approx \omega_0$.

In conclusion, we considered the excitations of quantum molecular vibrations in the nonequilibrium state and their influence on the voltage-current curves of a single molecule placed between two equilibrium leads. The importance of vibron emission and vibronic instability in molecular transport is demonstrated.

We thank J. Keller and K. Richter for valuable discussions. This work was supported by the Volkswagen Foundation and by the EU under contract IST-2001-38951.

-
- [1] G. Cuniberti, G. Fagas, K. Richter (Eds.), *Introducing Molecular Electronics*, to appear as Lecture Notes in Physics, Vol. 680, Springer, (2005).
 - [2] M. A. Reed, C. Zhou, C. J. Muller, T. P. Burgin, and J. M. Tour, *Science* **278**, 252 (1997).
 - [3] H. Park, J. Park, A. K. L. Lim, E. H. Anderson, A. P. Alivisatos, and P. L. McEuen, *Nature* **407**, 57 (2000).
 - [4] J. Park, A. N. Pasupathy, J. I. Goldsmit, C. Chang, Y. Yaish, J. R. Petta, M. Rinkoski, J. P. Sethna, H. D. Abrun, P. L. McEuen, et al., *Nature* **417**, 722 (2002).
 - [5] W. Liang, M. P. Shores, M. Bockrath, J. R. Long, and H. Park, *Nature* **417**, 725 (2002).
 - [6] R. H. M. Smit, Y. Noat, C. Untiedt, N. D. Lang, M. C. van Hemert, and J. M. van Ruitenbeek, *Nature* **419**, 906 (2002).
 - [7] N. B. Zhitenev, H. Meng, and Z. Bao, *Phys. Rev. Lett.* **88**, 226801 (2002).
 - [8] Yu and Natelson, *Nano Lett* **4**, 79 (2004), *Phys. Rev. Lett.* **93**, 266802 (2004).
 - [9] U. Lundin and R. H. McKenzie, *Phys. Rev. B* **66**, 075303 (2002).
 - [10] J.-X. Zhu and A. V. Balatsky, *Phys. Rev. B* **67**, 165326 (2003).
 - [11] S. Braig and K. Flensberg, *Phys. Rev. B* **68**, 205324 (2003).
 - [12] V. Aji, J. E. Moore, and C. M. Varma, *cond-mat/0302222* (2003).
 - [13] A. Mitra, I. Aleiner, and A. J. Millis, *Phys. Rev. B* **69**, 245302 (2004).
 - [14] T. Frederiksen, Master thesis, Technical University of Denmark (2004).
 - [15] T. Frederiksen, M. Brandbyge, N. Lorente, and A.-P. Jauho, *Phys. Rev. Lett.* **93**, 256601 (2004).
 - [16] M. Hartung, Master Thesis, University of Regensburg (2004).
 - [17] M. Cizek, M. Thoss, and W. Domcke, *Phys. Rev. B* **70**, 125406 (2004).
 - [18] T. Mii, S. G. Tikhodeev, and H. Ueba, *Surf. Sci.* **493**, 63 (2001); *Surf. Sci.* **502**, 26 (2002); *Phys. Rev. B* **68**, 205406 (2003).
 - [19] M. Galperin, M. A. Ratner, and A. Nitzan, *Nano Lett* **4**, 1605 (2004); *J. Phys. Chem. B* **121**, 11965 (2004); *Nano Lett* **5**, 125 (2005).
 - [20] D. A. Ryndyk and J. Keller, *Phys. Rev. B* **71**, 073305 (2005).
 - [21] L. Kadanoff and G. Baym, *Quantum Statistical Mechanics* (Benjamin, New York, 1962).
 - [22] L. V. Keldysh, *Zh. Eksp. Teor. Fiz.* **47**, 1515 (1964), [*Sov. Phys. JETP* **20**, 1018 (1965)].
 - [23] Y. Meir and N. S. Wingreen, *Phys. Rev. Lett.* **68**, 2512 (1992).
 - [24] A.-P. Jauho, N. S. Wingreen, and Y. Meir, *Phys. Rev. B* **50**, 5528 (1994).
 - [25] H. Haug and A.-P. Jauho, *Quantum Kinetics and Optics of Semiconductors*, vol. 123 of *Springer Series in Solid-State Sciences* (Springer, 1996).
 - [26] J. Rammer and H. Smith, *Rev. Mod. Phys.* **58**, 323 (1986).