

Splitting and merging an elongated Bose condensate at finite temperature

A. Mebrahtu,^{1,2} A. Sanpera,^{1,3,*} and M. Lewenstein^{1,4,*}

¹*Institut für Theoretische Physik, Universität Hannover, D-30167 Hannover, Germany*

²*Department of Physics Mekelle University, P. O. Box 231, Mekelle, Ethiopia*

³*Grup de Física Teòrica, Universitat Autònoma de Barcelona, E-08193 Bellaterra, Spain*

⁴*ICFO-Institut de Ciències Fotòniques, Jordi Girona 29, E-08034 Barcelona, Spain*

We consider coherence effects in the splitting of a quasi one-dimensional condensate into two spatially separated ones, and its subsequent merging. Our analysis takes into account finite temperature effects, where phase fluctuations play an important role. We show that, at zero temperature, the two condensates merge into a single one with a negligible phase difference. By increasing the temperature from zero to a finite value below the critical point for condensation (T_c), i.e., $0 \leq T/T_c < 1$, we show a considerable enhancement of phase and density fluctuations during the process of splitting and merging. Our results show, however, that the final product of the merging process is quite insensitive to phase fluctuations and even at high temperatures, a single condensate is produced.

I. INTRODUCTION

The experimental exploration of Bose-Einstein Condensates (BECs) in many different systems such as alkali gases [1, 2, 3], hydrogen [4], meta-stable Helium [5], and molecules [6, 7, 8] has led to a surge of interest in manipulating ultra-cold atomic samples under very different circumstances. One of the initial motivations for such development was, and is the prospect of creating a continuous and coherent atomic beam [9, 10, 11], which is the atomic analogy of the optical laser beam [12].

Among the major challenges to achieve a continuous atom laser, is how to overcome the difficulty due to the restrictive cooling conditions for continuously condensing the atomic gas. Spatial separation of the evaporative cooling from the destructive laser cooling may play a role in alleviating these challenges [13]. Recently, a continuous BEC source was achieved by replenishing periodically a reservoir with condensates [11]. In there, optical tweezers were used to transport sodium condensates from where they were created to the reservoir. Such procedure allows to continuously replenish the reservoir which contains on average more than 10^6 atoms. Bringing each time a new condensate to the reservoir implies the merging of condensates with different relative phases since each condensate is created with a different phase. The merging of two condensates with different phases poses a limitation on the coherence of the resulting condensate. Recently, interference effects in the merging of 30 uncorrelated Bose-Einstein condensates released from a one dimensional optical lattice have been discussed in [14], whereas a coherent splitting of BECs by deforming an optical single well into a double well potential for a trapped atom interferometer have been addressed in Ref. [15]. Very recently, Schumm *et al.* [16] studied a coherent beam splitter on an atom chip, and have achieved splitting of a 1D BEC in the transverse direction, and

and subsequent merging. They have demonstrated phase preservation in this process, even in the case when the split BECs are far enough to inhibit tunnel coupling.

In this contribution, we analyze the splitting and merging along the axial direction of two very elongated cigar-shaped condensates. Our analysis includes finite temperature effects. In other words, phase fluctuations arising due to temperature are taken into account during the whole process: splitting and merging. We observe that as far as the magnetic trapping potential is not switched off, both the single and the merged condensates, even at relatively large temperatures, do survive the effects of these fluctuations.

Low dimensional quantum gases exhibit very fascinating properties and have attracted a lot of interest, both theoretically and experimentally [17, 18, 19, 20, 21, 22, 23, 24]. It is known that low-dimensional (1D and 2D) quantum gases differ qualitatively from their 3D counterparts [18, 25, 26, 27]. From a theoretical point of view, the use of a mean field theory to describe a low dimensional quantum gas is severely restricted. When the motion of the gas is confined to the axial direction, a mean field approach can only be applied if the coherence length $l_c = \frac{1}{\sqrt{8\pi a_s n}}$ of the condensate (where n and a_s are the three dimensional condensate density and the s -wave scattering length, respectively) is much larger than the average distance between the particles d [28]. This condition leads to the following inequality

$$\frac{1}{\sqrt{8\pi}(a_s^3 n)^{1/6}} \gg 1. \quad (1)$$

In contrast to the 3D case, the ratio l_c/d in 1D reduces as the one dimensional density (n_{1D}) decreases, because n_{1D} can be smaller than the inverse of the radial oscillator length, in which $d = n^{-1/3}$ is no more valid but $d = n_{1D}^{-1}$. In this case, the gas of bosons acquires a fermionic character, entering in the so-called Tonks-Girardeau regime [24, 29, 30, 31]. The gas is then in the strongly correlated regime, and cannot be anymore described by a semi-classical mean field theory. Experimental demonstration of a Tonks gas has been recently

*Also at: Institució Catalana de Recerca i Estudis Avançats.

achieved [21].

The possibility of generating low dimensional bosonic gases raises the question of the effects of quantum fluctuations. In an untrapped 1D Bose system these fluctuations destroy finite, as well as zero temperature condensation. The situation is, however, different for trapped Bose gases. For non-interacting bosons, finite spacing between the lowest and the next energy level allows BEC to occur in 1D even at finite temperatures [17, 18]. The absence of gap-less excitations also means that BEC will not be destroyed immediately as interactions between bosons are turned on.

In 1D trapping geometries, long-wavelength density and phase fluctuations lead to a new intermediate state between a condensate and a non-condensed system, which is commonly referred as a *quasi-condensate*. In quasi-condensates, the phase of the condensate is only coherent over a finite distance which is smaller than the system size. In other words, the phase coherence length is smaller than the axial size of the sample. To understand the nature of the quasi condensates at finite temperature, one has to analyze the behavior of the single particle correlation function by calculating the fluctuations of phase and density as it has been done by Petrov *et al.* [18]. In there it is shown that for temperatures below the degeneracy temperature, the condensate's phase indeed fluctuates, while fluctuations of the density are highly suppressed. This character of thermal fluctuations is also presented in highly elongated 3D gases [32], gases and has been recently observed in [33, 34, 35, 36, 37, 38].

Quasi 1D geometries can be accessible in magnetic traps with a cylindrically symmetric harmonic potential along the axial direction that have transverse frequencies ω_\perp much larger than the axial frequencies (ω_z). In such configurations the resulting condensate looks like a cigar aligned along the symmetry, or the z -axis. With current technology, condensates with aspect ratio $\lambda = \omega_\perp/\omega_z$ as large as 1000 are achievable. Eq. (1) describes the situation in which the transverse, or radial confinement is strong enough, i.e., $\mu < \hbar\omega_\perp$. In such circumstances the system effectively becomes one dimensional [17, 18].

In this paper, we study the splitting and subsequent merging of condensates confined in a 1D geometry both, in the regime of pure condensation, at $T = 0$ and N large, as well as in the quasi-condensate regime, i.e., at finite temperatures $T_\phi \ll T \ll T_d$, where $T_\phi = T_d \hbar\omega_z/\mu$ is the temperature for the appearance of phase fluctuations, μ is the chemical potential and $T_d = N\hbar\omega_z$ is the degeneracy temperature [18]. The transition, or crossover between the different regimes for the 1D degenerate interacting bosonic gas, i.e. true-condensate, quasi-condensate and Tonks gas is smooth. Thus, in the regime of quasi-condensation density fluctuations are relatively suppressed and phase fluctuations are enhanced. By keeping all parameters fixed and reducing the number of atoms phase fluctuations become more and more pronounced, and the gas starts to enter into the strongly correlated regime or Tonks gas [24, 29, 30, 31].

The splitting of the condensate is achieved by means of a double well potential grown adiabatically on top of a trapping harmonic potential. A proper control of this potential allows us to split a 1D condensate into two spatially separated condensates. By adiabatically switching off the double well potential, we merge these condensates into a single one. This process is initially simulated at zero temperature, where no phase fluctuations are present, to control the adiabaticity of the double well potential. After adjusting appropriately the parameters governing the presence of the double well potential, which lead to a complete merging at $T = 0$, we proceed in a similar manner to the merging of two 1D BECs at finite temperatures for a range of temperatures near to, but below the critical temperature for condensation, T_c , which for trapped 1D ideal gas systems is given by $T_c = \hbar\omega_z N/\ln 2N$ [17]. In this finite temperature case, both phase and density fluctuations are taken into account.

As mentioned before, a mean field treatment in confined geometries is valid if the coherence length of the system largely exceeds the interparticle distance. In such cases, the Gross-Pitaevskii equation [39] which describes a coherent evolution of the atomic mean field can be used to solve time evolution at finite temperature in a relatively straightforward manner.

II. DESCRIPTION OF THE MODEL

Here we consider ^{87}Rb condensates with $N = 1.2 \times 10^4$ atoms confined in an harmonic trap with frequencies $\omega_\perp = 715 \times 2\pi$ Hz and $\omega_z = 5 \times 2\pi$ Hz. For such parameters, the system is effectively in a 1D regime since transverse excitations are suppressed ($\mu \ll \hbar\omega_\perp$). Moreover, along the axial direction, the condensate is well in the Thomas-Fermi (TF) regime ($\mu \gg \hbar\omega_z$). The dynamics of such a Bose gas is described by the usual mean-field Gross-Pitaevskii equation (GPE) in 1D:

$$i\hbar \frac{\partial \Psi(z, t)}{\partial t} = \left[-\frac{\hbar^2}{2m} \frac{\partial^2}{\partial z^2} + E_T(z) + g_{1D} |\Psi(z, t)|^2 - \mu \right] \Psi(z, t), \quad (2)$$

where $\Psi(z, t)$ is the mean-field order parameter, or condensate wave function, m is the atomic mass, $\mu = \hbar\omega_z \left(\frac{3}{4\sqrt{2}} N m g_{1D} \sqrt{\frac{\hbar}{m\omega_z}} / \hbar^2 \right)^{3/2}$, and $g_{1D} = 2\hbar\omega_\perp a_s$ is the effective 1D coupling strength [40]. The potential term E_T includes both the magnetic trap and the double well potential as described below

$$E_T(z) = V_{\text{trap}} + V_{\text{op}}(z) = \frac{1}{2} m \omega_z^2 z^2 + S(t) V_0 \cos(k_l z)^2, \quad (3)$$

where $V_0 = 2.2 \times 10^4 E_r$ is maximum trap depth in terms of the recoil energy $E_r = \hbar^2 k_l^2 / 2m$ and $k_l = 2\pi/\lambda_l$.

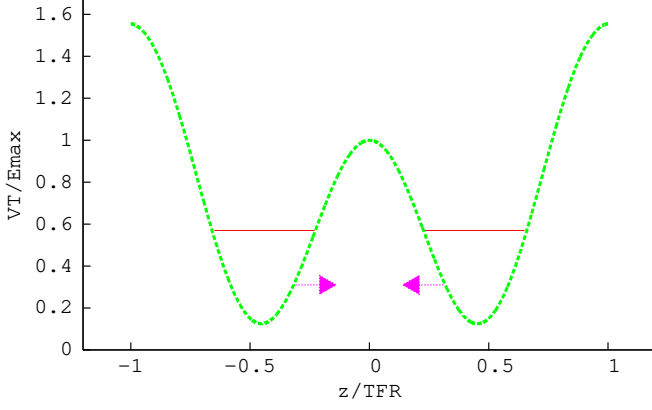


FIG. 1: Illustration of a double well potential for splitting and merging of an elongated 1D BEC: a strong optical potential and an axial trapping potential are combined for creating a double well potential which is used for splitting the 1D condensate into two spatially separated symmetrical 1D condensates at the center of each well.

The potential used to split the condensate into two spatially separated ones requires the distance between both wells to be of the order of the Thomas-Fermi radius $TFR = \sqrt{\frac{2\mu_1 D}{m\omega_z^2}}$, so that $k_l = \pi/TFR$. For $N \simeq 10^4$ atoms, the Thomas-Fermi radius can be approximated as $TFR \simeq 25\mu m$. This is in agreement with the experimental results of Refs. [15, 16]. The time dependent function $S(t)$ controls the switching on and off of the double well potential and consequently the complete splitting and merging process of the condensates. This function is defined as

$$S(t) = \begin{cases} 0, & \text{for } t \leq t_{evo} \text{ or } t \geq t_{mer} \\ \sin\left[\frac{\pi}{2} \frac{t-t_{evo}}{t_{spl}-t_{evo}}\right]^2, & \text{for } t_{evo} < t < t_{spl} \\ 1, & \text{for } t_{spl} \leq t \leq t_{con} \\ \cos\left[\frac{\pi}{2} \frac{t-t_{con}}{t_{mer}-t_{con}}\right]^2, & \text{for } t_{con} < t < t_{mer}. \end{cases} \quad (4)$$

In Eq. (4), t_{evo} is the time interval required for evolving the 1D BEC in real time before the splitting process begins. It extends to about $10ms$. Just immediately after t_{evo} has been reached, the splitting process begins and continues for a time interval t_{spl} . At the end of t_{spl} , the function $S(t)$ attains a maximum value of unity and remains constant for a time interval t_{con} . During this time interval, two spatially separated 1D BECs are created. At the beginning of the time span t_{mer} , merging of the condensates starts by switching off the double well potential adiabatically. This process continues until the two 1D BECs merge completely. Merging is possible when $S(t)$ becomes zero or when the optical potential is completely switched off. Typical times for the switching on and off the double well potential are around $400ms$ for $N \approx 10^4$ atoms. The overall process of potential switching on and off via $S(t)$ needs a total of about $1400ms$. The full time

dependency of $S(t)$ is illustrated in Fig. (2).

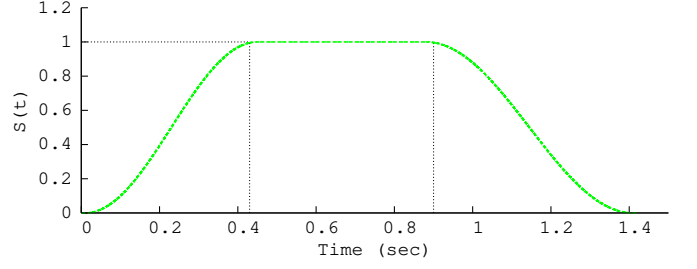


FIG. 2: Time dependence of the function $S(t)$. For the whole process, we fixed a time evolution of $t_{evo} = 10ms$, a splitting time of $t_{spl} = 440ms$, a time $t_{con} = 430ms$ in which $S(t)$ remains constant and a time of merging $t_{mer} = 530ms$ and an additional time of $10ms$ for allowing the merged condensate make its final evolution into a single condensate.

III. SPLITTING AND MERGING AT ZERO TEMPERATURE

We calculate first the ground state of the system evolving in imaginary time. After the ground state has been found, we numerically solve Eq. (2) with the pulse profile given by the time dependent function $S(t)$. The role of $S(t)$, as mentioned before, is to control the splitting and then merging process.

In this process, we need to identify properly the different parameters (the number of trapped atoms (N), the trap depth (V_0), the frequencies (ω_\perp and ω_z) and the different time intervals (t_{evo} , t_{spl} , t_{con} and t_{mer})) in a way that a complete splitting of the single 1D BEC into two spatially separated condensates is realized, and then a consequent merging without a phase shift follows. If for instance, we do not attain the optimum trap depth for a fixed number of trapped atoms, there is no complete separation. Furthermore, if each time interval is not properly determined, a complete splitting and merging may not be realized. It is also important to note that the trap depth is highly sensitive particularly to the number of condensed atoms and the frequencies.

The results of these simulations, which incorporate all the time evolutions described in Eq. (4) and Fig. 2 are summarized in Fig. 3 by the different Thomas-Fermi density profiles at zero temperature.

With the help of the double well potential (Fig. 1) and the time dependent function (Eq. 4), two spatially separated symmetric condensates are created at $z/TFR = \pm 0.5$. We termed these condensates as spatially separated 1D condensates (Split BECs). After coherently splitting the single condensate into two symmetric parts, the next important step is merging them back into a single condensate. As it is shown in Fig. (3), there is a complete merging of the two spatially separated condensates into a single one. This merged condensate has the same

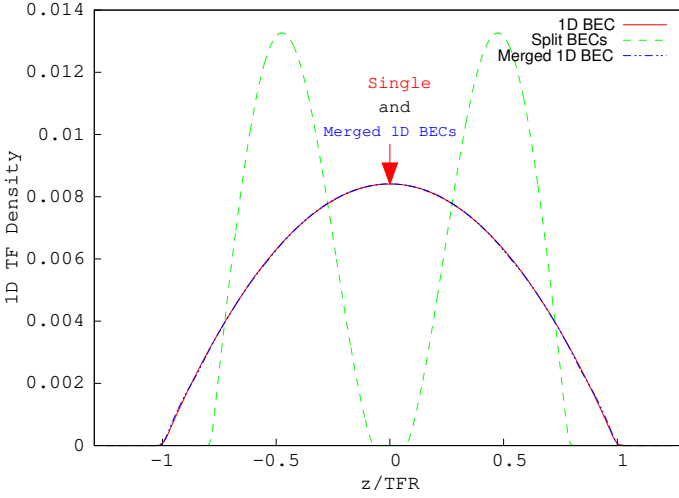


FIG. 3: Splitting and merging of spatially separated condensates at $T = 0$. After a complete splitting of the 1D BEC into the two picked spatially separated ones (Split BECs), one at $z/TFR = -0.5$ and the other at $z/TFR = 0.5$, the optical potential is adiabatically switched off. This in turn allows the merging of the condensates into a single one (Merged 1D BEC) on top of the original condensate (1D BEC).

density profile and shape as the original one, demonstrating that the adiabatic splitting is a fully coherent process.

IV. SPLITTING AND MERGING AT FINITE TEMPERATURE

So far we have considered only pure condensation where fluctuations were ignored. In this section, following exactly the same approach as in the pure condensation case, we investigate the effect of temperature on the splitting of the condensate into separate condensates and their merging process.

Fluctuations of phase and density of a BEC are the result of thermal excitations, and appear always at finite temperature [32, 35]. In such a case the system includes some non-condensed or thermal particles and hence the total Bose field operator be expressed as

$$\hat{\Psi}(z, t) = \Psi(z, t) + \delta\hat{\Psi}(z, t), \quad (5)$$

where $\delta\hat{\Psi}(z, t)$ describes the thermal depletion part. For BEC in 3D trapping geometries, fluctuations of density and phase are only important in a narrow temperature range near the BEC transition temperature T_c [32]. For 1D systems, however, phase fluctuations are present at temperatures far below the degeneracy temperature. Phase fluctuations can be studied by solving the Bogoliubov-de Gennes (BdG) equations describing elementary excitations. Writing the quantum field operator as $\hat{\psi}(z) = \sqrt{n_{1D}(z)} \exp(i\hat{\phi}(z))$ where $n_{1D}(z)$ denotes the condensate density at $T = 0$, the phase and density

operators take respectively the following forms [41]:

$$\hat{\phi}(z) = \frac{1}{\sqrt{4n_{1D}(z)}} \sum_{j=1}^{\infty} f_j^+(z) \hat{a}_j + h.c. \quad (6)$$

and

$$\hat{n}_{1D}(z) = \sqrt{n_{1D}(z)} \left[\sum_{j=1}^{\infty} i (f_j^- \hat{a}_j - f_j^+ \hat{a}_j^\dagger) \right], \quad (7)$$

where \hat{a}_j is the annihilation operator of the excitation with quantum number j and energy $\epsilon_j = \hbar\omega_z \sqrt{j(j+1)}/2$, and $f_j^+ = u_j + v_j$, where u_j and v_j denote the excitation functions determined by the BdG equations. In 1D, and in the Thomas-Fermi (TF) regime, the functions f_j^\pm have the form:

$$f_j^+(z) = \sqrt{\frac{(j+1/2)2\mu}{RTF\epsilon_j}} \left(1 - \left(\frac{z}{RTF} \right)^2 \right) P_j \left(\frac{z}{RTF} \right) \quad (8)$$

where $P_j(z/RTF)$ are Legendre polynomials, $RTF = (2\mu/m\omega_z^2)^{1/2}$. The phase coherence length, in terms of the TF radius (TFR), is expressed as $L_\phi = RTF T_d / T \hbar\omega_z / \mu$, characterizes the maximal distance between two phase correlated points in the condensate. Phase fluctuations increase for large trap aspect ratios and small N [33].

Temperature is included at the level of the GPE by calculating first the density at $T = 0$ in the presence of the magnetic trap only, i.e., $V_{trap}(z, t = 0) = m\omega_z^2 z^2 / 2$, and then simulating the effects of the phase operator of Eq. (6). To this aim, we calculate the Bose occupation $N_j = [\epsilon_j / (k_B T) - 1]^{-1}$ modes in the Bogoliubov approximation for a fixed T replacing the operators \hat{a}_j and \hat{a}_j^\dagger by random complex variables α_j and α_j^* such that $\langle |\alpha_j|^2 \rangle = N_j$ [33]. One can also study the quasi 1D case using a 3D GPE, and replacing in Eq. (2) the energy of low excitations by $\epsilon_j = \hbar\omega_z \sqrt{j(j+3)}/4$ [30] and the Legendre by Jacobi polynomials [33]. Both approaches give quantitatively similar results at $T < 0.2 - 0.3 < T_c$.

The temperature dependence on the phase of the condensate is shown in Fig. 4. Even though we present here results calculated for fixed number of condensate atoms (N), it is numerically verifiable that the phase is inversely proportional to the square root of the number of atoms as described by Eq. 6.

As it can be seen by inspecting the different plots in Fig. 4, phase fluctuations get more and more enhanced with the increase of temperature. We proceed now to analyze the coherence properties of splitting and merging of 1D BEC in presence of phase fluctuations for temperatures in the range $0 < T < T_c$. Our results are summarized in Fig. 5.

Similar to the previous results for the $T = 0$ in Fig. 3, we show the possibility of both splitting and merging in the presence of fluctuations. In this case, the density

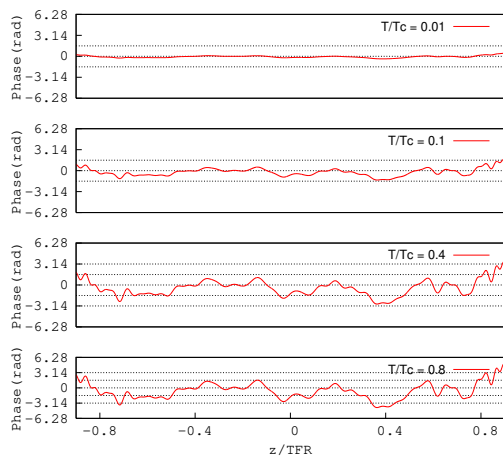


FIG. 4: Enhancement of phase fluctuations with the increase in temperature. At the top, we have very weak phase fluctuations at very low temperature. With the rise in temperature ($T/T_c = 0.1$), second from the top, the phase fluctuations begin to be enhanced. Finally at the bottom of the plots, stronger phase fluctuations at higher temperature near the critical value for condensation ($T/T_c = 0.8$) are displayed.

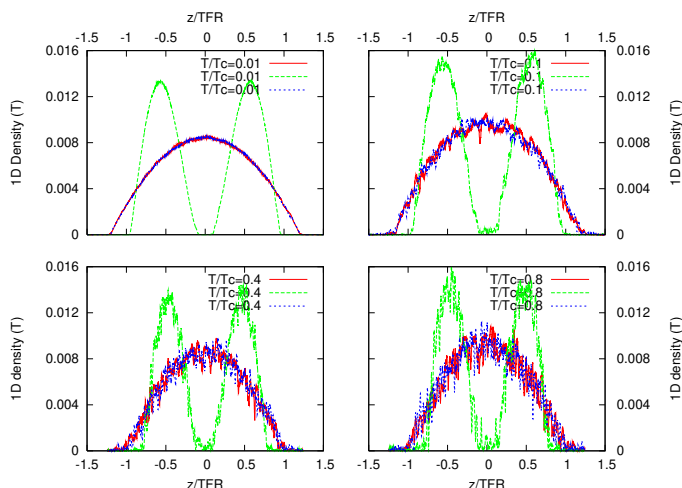


FIG. 5: Splitting and merging of 1D BECs at finite temperature i.e., in the presence of phase and density fluctuations. The four plots, each one consisting of three plots with in it (the single 1D BEC (red), the split 1D BECs (green) and the merged BEC (blue)) are the fluctuating densities at $T/T_c = 0.01$ (top left corner), $T/T_c = 0.1$ (top right corner), $T/T_c = 0.4$ (bottom left corner) and $T/T_c = 0.8$ (bottom right corner).

fluctuations which are highly suppressed in elongated 3D condensates, are pronounced easily when the temperature increases from a very small value ($T/T_c = 0.01$) to

a value near the critical point for condensation ($T/T_c = 0.8$). At higher temperatures, as it can be verified from Fig. 5, the magnitude of the density fluctuations get more and more enhanced. On top of that, the effect of the fluctuations is seen to be similar on the single and the merged condensates. From these observations, we conclude that the density fluctuations grow with temperature but they do not completely destroy the pattern of the one dimensional density profile both for the single and the merged condensates even at relatively high temperatures near T_c as far as the magnetic trap remains there switched on.

V. SUMMARY

Summarizing, we have discussed coherence effects in the splitting of a 1D ^{87}Rb BEC into two spatially separated condensates by deforming the trapping potential into a double well potential. By adiabatically switching off the double well, we analyze the merging of the two condensates. Our studies also include finite temperature effects. At zero temperature, a complete merging of the two condensates is observed, when the double well potential is first switched on, and then switched off adiabatically enough. If a full adiabaticity is not reached, the condensate breaks down, or becomes destroyed and hence neither coherent splitting nor merging is possible. This situation becomes even more dramatic if the phase of the condensate fluctuates, as it happens for very elongated condensates at finite temperature. However, our results show that even in the presence of strong phase fluctuations, if the full process of creating a double well potential is adiabatic enough, the density fluctuating condensate keeps an overall shape of the Thomas-Fermi profile although the fluctuations on the TF shape are enhanced as the temperature increases. The condensate do however survive the total "quantum melting" even at temperatures near the critical value for condensation. Our results have a useful implication for manipulating 1D BECs at zero as well as finite temperatures such as in an atom laser, interferometry and solitons. In particular, our results agree qualitatively well with the recent measurements of Ref. [16].

Acknowledgements

A. Mebrahtu wishes to thank the Deutscher Akademischer Austausch Dienst (DAAD) for financial support. We acknowledge support from Deutsche Forschungsgemeinschaft (SFB 407, SPP1116, 432 POL, GK 282), from the ESF Programme QUDEDIS, from the EU IP Programme SCALA, and the Spanish Grant MCYT BFM-2002-02588.

- [2] K. B. Davis, M. -O. Mewes, M. R. Andrews, N. J. van Druten, D. S. Durfee, D. M. Kurn, and W. Ketterle, *Phys. Rev. Lett.* **75** 3969 (1995).
- [3] C. C. Bradley, C. A. Sackett, J. J. Tollett, and R. G. Hulet, *Phys. Rev. Lett.* **75** 1687 (1995).
- [4] D. G. Fried, T. C. Killian, L. Willmann, D. Landhuis, S. C. Moss, D. Kleppner, and T. J. Greytak, *Phys. Rev. Lett.* **81** 3811 (1998).
- [5] A. Robert, O. Sirjean, A. Browaeys, J. Poupard, S. Nowak, D. Boiron, C. I. Westbrook, and A. Aspect, *Science* **292** 461 (2001).
- [6] S. Jochim, M. Bartenstein, A. Altmeyer, G. Hendl, S. Riedl, C. Chin, J. H. Denschlag, and R. Grimm, *Science* **302** 2101 (2003).
- [7] M. W. Zwerlein, C. A. Stan, C. H. Schunck, S. M. F. Raupach, S. Gupta, Z. Hadzibabic, and W. Ketterle, *Phys. Rev. Lett.* **91** 250401 (2003).
- [8] M. Greiner, C. A. Regal, and D. S. Jin, *Nature (London)* **426** 537 (2003).
- [9] M. Köhl, T. W. Hnsch, and T. Esslinger, *Phys. Rev. A* **65** 021606 (2002).
- [10] P. W. H. Pinkse, T. Fischer, P. Maunz, and G. Rempe, *Nature (London)* **404** 365 (2000).
- [11] A. P. Chikkatur, Y. Shin, A. E. Leanhardt, D. Kielpinski, E. Tsikata, T. L. Gustavson, D. E. Pritchard, and W. Ketterle, *Science* **296** 2193 (2002).
- [12] T. H. Maiman, *Nature* **187** 493, (1960).
- [13] W. Yi and L. -M. Duan, *quant-ph/0406197* (2004).
- [14] Z. Hadzibabic, S. Stock, B. Battelier, V. Bretin, and J. Dalibard, *Phys. Rev. Lett.* **93** 180403 (2004).
- [15] Y. Shin, M. Saba, T. A. Pasquini, W. Ketterle, D. E. Pritchard, and A. E. Leanhardt, *Phys. Rev. Lett.* **92** 050405 (2004).
- [16] T. Schumm, S. Hofferberth, L. M. Andersson, S. Wildermuth, S. Groth, I. Bar-Joseph, J. Schmiedmayer, P. Kruger, *quant-ph/0507047* (2005).
- [17] N. J. van Druten and W. Ketterle, *Phys. Rev A* **54** 656 (1996).
- [18] D. S. Petrov, G. V. Shlyapnikov, and J. T. M. Walraven, *Phys. Rev. Lett.* **85** 3745 (2000).
- [19] H. Moritz, T. Stöferle, M. Köhl, and T. Esslinger, *Phys. Rev. Lett.* **91** 250402 (2003).
- [20] T. Stöferle, H. Mritz, C. Schori, M. Köhl, and T. Esslinger, *Phys. Rev. Lett.* **92** 130403 (2004).
- [21] B. Paredes, A. Widera, V. Murg, O. Mandel, S. Fölling, I. Cirac, G. V. Shlyapnikov, and T. W. Hänsch, *Nature* **429** 277 (2004).
- [22] T. Kinoshita, T. Wenger and D. S. Weiss, *Science* **305** 1125 (2004).
- [23] A. Görlitz, J. M. Vogels, A. E. Leanhardt, C. Raman, T. L. Gustavson, J. R. Abo-Shaer, A. P. Chikkatur, S. Gupta, S. Inouye, T. Rosenband, and W. Ketterle, *Phys. Rev. Lett.* **87** 130402 (2001).
- [24] P. Pedri and L. Santos, *Phys. Rev. Lett.* **91** 150401 (2003).
- [25] D. S. Petrov, M. Holzmann, and G. V. Shlyapnikov, *Phys. Rev. Lett.* **84** 2551 (2000).
- [26] Yu. Kagan, V. A. Kashurnikov, A. V. Krasavin, N. V. Prokofev, and B. V. Svistunov, *Phys. Rev. A* **61** 43608 (2000).
- [27] A. I. Safonov, S. A. Vasilyev, I. S. Yasn timer, I. I. Lukashevich, and S. Jaakkola, *Phys. Rev. Lett.* **81** 4545 (1998).
- [28] Lev Pitaevskii and S. Stringari, *Bose-Einstein Condensation* (Oxford Science Publications, London, 2003).
- [29] M. Girardeau, *J. Math. Phys.* **1** 516 (1960).
- [30] C. Menotti and S. Stringari, *Phys. Rev. A* **66** 043610 (2002).
- [31] K. V. Kheruntsyan, D. M. Gangardt, P. D. Drummond, and G. V. Shlyapnikov, *Phys. Rev. Lett.* **91** 040403 (2003).
- [32] D. S. Petrov, G. V. Shlyapnikov, and J. T. M. Walraven, *Phys. Rev. Lett.* **87** 050404 (2001).
- [33] S. Dettmer, D. Hellweg, P. Ryytty, J. J. Arlt, W. Ertmer, K. Sengstock, D. S. Petrov, G. V. Shlyapnikov, H. Kreutzmann, L. Santos, M. Lewenstein, *Phys. Rev. Lett.* **87** 160406 (2001).
- [34] H. Kreutzmann, A. Sanpera, L. Santos, M. Lewenstein, D. Hellweg, L. Cacciapuoti, M. Kottke, T. Schulte, K. Sengstock, J. J. Arlt, and W. Ertmer, *Appl. Phys. B* **76** 165 (2003).
- [35] D. Hellweg, S. Dettmer, P. Ryytty, J. J. Arlt, W. Ertmer, K. Sengstock, D. S. Petrov, G. V. Shlyapnikov, H. Kreutzmann, L. Santos, and M. Lewenstein, *Appl. Phys. B* **73** 781 (2001).
- [36] S. Richard, F. Gerbier, J. H. Thywissen, M. Hugbart, P. Bouyer, and A. Aspect, *Phys. Rev. Lett.* **91** 010405 (2003).
- [37] F. Gerbier, J. H. Thywissen, S. Richard, M. Hugbart, P. Bouyer, and A. Aspect, *Phys. Rev. A* **67**, 051602 (2003).
- [38] D. Kadio, M. Gajda, and K. Rzazewski, *Phys. Rev. A* **72** 013607 (2005).
- [39] F. Dalfovo and S. Giorgini, *Rev. of Mod. Phys.* **71** 463 (1999).
- [40] M. Olshani *Phys. Rev. Lett.* **81** 938 (1998).
- [41] S. I. Shevchuko, *Sov. J. Low. Temp. Phys.* **18** 223 (1992).