

Insulating Antiferromagnetic Vortex Core State in Under-Doped $\text{YBa}_2\text{Cu}_3\text{O}_y$

J.E. Sonier^{1,2}, F.D. Callaghan¹, J.H. Brewer^{2,3}, W.N. Hardy^{2,3}, D.A. Bonn^{2,3} and R. Liang^{2,3}

¹*Department of Physics, Simon Fraser University, Burnaby, British Columbia V5A 1S6, Canada*

²*Canadian Institute for Advanced Research, Toronto, Ontario M5G 1Z8, Canada*

³*Department of Physics and Astronomy, University of British Columbia, Vancouver, British Columbia V6T 1Z1, Canada*

(Dated: December 2, 2024)

A magnetically-ordered state is known to exist in and around the vortex cores of under-doped high- T_c superconductors. Here using muon spin rotation, we identify the core state in low-doped $\text{YBa}_2\text{Cu}_3\text{O}_y$ ($y=6.50$) as the same antiferromagnetic state that forms in the bulk of the insulating parent compound $\text{YBa}_2\text{Cu}_3\text{O}_{6.0}$. The antiferromagnetic order occurs only where superconductivity is suppressed, and the ordered Cu moment does not depend on the applied magnetic field between 5 and 15 kOe. We also find that the vortex core size in $\text{YBa}_2\text{Cu}_3\text{O}_y$ increases with under-doping, and that T_c exhibits a sublinear dependence on the inverse square of the in-plane magnetic penetration depth $1/\lambda_{ab}^2$.

PACS numbers: 74.72.Bk, 74.20.-z, 76.75.+i

High- T_c superconductivity (SC) emerges upon doping charge carriers into the CuO_2 planes of an antiferromagnetic (AF) insulator. The gradual destruction of the AF state gives way to the coherent motion of bound charge carriers [1], known as ‘Cooper pairs’. In low- T_c superconductors, the binding energy of the Cooper pairs at zero temperature is $2\Delta_0 \approx k_B T_c$, where Δ_0 is the energy gap at the Fermi level for quasiparticle excitations. However, this simple relation does not hold in under-doped high- T_c cuprates, where Δ_0 and T_c diverge from each other [2]. This disconnect seems to be a manifestation of the ‘pseudogap’ appearing at temperatures below $T^* > T_c$ [3]. There have been two prevalent schools of thought on the origin of the pseudogap state. The first assumes Cooper pairs begin to form at T^* , but due to strong phase fluctuations of the order parameter, global phase coherence is not established until the temperature is lowered below T_c [4]. The second idea is that there is a phase closely competing with SC, which should reveal itself in the core region of a vortex, where SC is destroyed [5]. Experimentally, electronic modulations [6], enhanced spin fluctuations [7], and AF correlations [8, 9, 10] have been detected in and/or around the vortex cores in various high- T_c cuprates. Even so, the precise state that emerges in the vortex core and its physical origin remain matters of considerable debate.

A second revealing property of the vortex cores is their size, as this is a measure of the ‘coherence length’ (ξ) — the shortest distance over which SC may be established. At zero temperature, ξ is equivalent to the size of the Cooper pairs, defined in Bardeen-Cooper-Schrieffer (BCS) theory [1] as $\xi_0 \sim \hbar v_F / \Delta_0$, where v_F is the Fermi velocity. In high- T_c superconductors, a fundamental question is whether ξ_0 tracks T_c or Δ_0 . While ξ_0 is often obtained from measurements of the upper critical magnetic field, $H_{c2}(T=0) = \Phi_0 / 2\pi \xi_0^2$, this is known to be inaccurate in the cuprates, which have very large values of $H_{c2}(0)$ and an extensive vortex liquid phase immediately below $H_{c2}(T)$. Wang *et al.* claim to have overcome these difficulties by extrapolating a vortex-like

Nernst signal in bismuth-based cuprates to zero [11]. The ξ_0 found in this way tracks Δ_0 from the over- to under-doped region. On the other hand, magnetoconductance [12], magnetization [13], and muon spin rotation (μSR) [14] measurements instead suggest that ξ_0 follows T_c .

Spin-polarized positive muons (μ^+) are an extremely sensitive probe of local internal magnetic fields. Consequently, μSR is well suited for investigating the magnetic structure of vortices deep in the superconducting state. Here we report μSR measurements performed at the TRI University Meson Facility (TRIUMF), Vancouver, Canada, on high purity (99.995 %) single crystals of $\text{YBa}_2\text{Cu}_3\text{O}_y$ (YBCO), with $y=6.50, 6.67, 6.75$ and 6.95 , and $(\text{Y,Ca})\text{Ba}_2\text{Cu}_3\text{O}_{6.98}$, grown in barium zirconate crucibles [15] and mechanically detwinned. In zero magnetic field, only weak nuclear dipole fields are detected in these samples.

To study the vortex cores, an external magnetic field H was applied perpendicular to the CuO_2 layers. The μSR signal from YBCO fits extremely well to a theoretical polarization function that assumes the spatial field variation of the ideal vortex lattice (VL) is [16]

$$B_{\text{VL}}(\mathbf{r}) = B_0(1 - b^4) \sum_{\mathbf{G}} \frac{e^{-i\mathbf{G} \cdot \mathbf{r}} u K_1(u)}{\lambda_{ab}^2 G^2}. \quad (1)$$

Here \mathbf{G} are the reciprocal lattice vectors of an hexagonal lattice, $b = B/B_{c2}$ is the reduced field, B_0 is the average internal magnetic field, $K_1(u)$ is a modified Bessel function, $u^2 = 2\xi^2 G^2(1 + b^4)[1 - 2b(1 - b)^2]$, ξ_{ab} is the in-plane coherence length, and λ_{ab} is the in-plane magnetic penetration depth. The low-field value of $1/\lambda_{ab}^2$ is directly proportional to the superfluid density, and ξ_{ab} is a measure of the vortex core size. Disorder in the VL is accounted for by convoluting the theoretical field distribution $n(B)$ for the ideal VL by a Gaussian distribution of fields [16]. To avoid the gradual hexagonal-to-square VL transformation observed in $y=7.0$ above $H \approx 40$ kOe [17], we limited our study to lower fields where the VL is only slightly distorted from hexagonal symmetry due to a/b anisotropy. We find that accounting for this small

distortion changes the values of ξ_{ab} and λ_{ab} by less than 5 %.

The μ SR signal for $y=6.50$ is clearly different from the higher-doped samples, in that fits with Eq. (1) simply reduce ξ_{ab} to zero. This indicates that the model does not accurately portray the contribution of the vortex cores to $n(B)$. In Ref. [10] it was shown that by constraining ξ_{ab} , better fits could be achieved by assuming muons stopping in the vortex cores experience alternating ‘up’ and ‘down’ static magnetic fields. At low temperature the alternating field at $H=40$ kOe was ~ 18 G, which could originate from ordered Cu spins or instead from orbital currents as predicted by some competing-order models [18, 19, 20]. Making no assumptions about the value of ξ_{ab} , we find that excellent fits of the low-field data for $y=6.50$ are achieved by adding to Eq. (1) the term

$$B_{AF}(\mathbf{r}) = B_{AF} e^{-\frac{1}{2}(r/\xi_{AF})^2} \sum_{\mathbf{K}} \left(e^{-i\mathbf{K}\cdot\mathbf{r}} - e^{-i\mathbf{K}\cdot\mathbf{r}'} \right) e^{-K^2\zeta^2/2}, \quad (2)$$

which accounts for field parallel to the \hat{c} -axis at the μ^+ stopping site from AF moments localized in and around the vortex cores. Here B_{AF} is the AF field amplitude, ξ_{AF} governs the radial decay of B_{AF} from the core center, \mathbf{K} are reciprocal lattice vectors, $\exp(-K^2\zeta^2/2)$ serves as a cutoff for the \mathbf{K} sum at $K_{\max}=2\pi/\zeta$, and \mathbf{r} and \mathbf{r}' are the position vectors for ‘up’ and ‘down’ fields, respectively. The parameter ζ , not included in Ref. [10], primarily accounts for the angular dependence of $B_{AF}(\mathbf{r})$ around the core center, which is influenced by the a/b anisotropy as well as anisotropies of the superconducting [21] and/or competing order parameters.

In Ref. [10] the μ^+ was assumed to stop at a single site in the crystal lattice. However, in YBCO it is known that the implanted μ^+ forms an ~ 1 Å bond with an oxygen atom at either the Cu-O chain O(1) or apical O(4) site, and that the average internal field detected at the O(1) site from ordered Cu spins in lightly-doped samples is ~ 45 % of the field sensed at the O(4) site [22]. In $y=6.50$ nearly half of the muons stop at the O(1) site [23]. Consequently, we fit the $y=6.50$ data assuming two equally occupied μ^+ sites, with the ratio of B_{AF} for the two sites fixed to 0.45. At higher dopings where we find $B_{AF}=0$, the exact μ^+ site is irrelevant. This is because the vortex spacing is $\sim 10^2$ times the atomic spacing, so the muons randomly sample $n(B)$. Because the nearest-neighbor distance between O(1) or O(4) sites is the same as the nearest-neighbor distance between Cu spins, the \mathbf{K} sum in Eq. (2) is taken as the reciprocal lattice of a square AF lattice of spacing 3.85 Å.

Figure 1 shows an example of a fit to the muon spin precession signal of $y=6.50$, indicating the occurrence of static AF order in rather large vortex cores. At all temperatures and fields where B_{AF} is nonzero, we find $\xi_{AF} \approx \xi_{ab}$. The equivalence of these ‘decay lengths’ means that AF order occurs only where SC is suppressed. We note that previous studies showing spin or charge order in and around the vortex cores, did not simultaneously

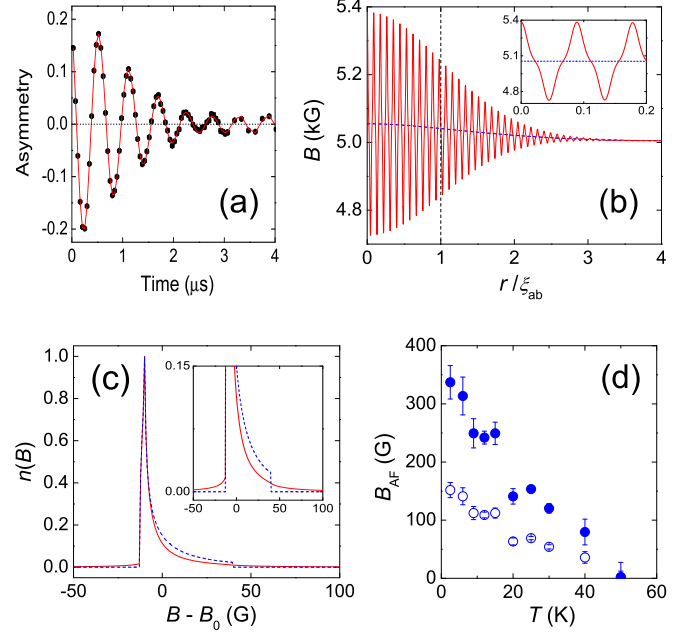


FIG. 1: Results for $\text{YBa}_2\text{Cu}_3\text{O}_{6.50}$. (a) Muon spin precession signal at $T=2.4$ K and $H=5$ kOe, displayed in a rotating reference frame frequency of 66.2069 MHz. The solid curve through the data is a fit assuming Eqs. (1) and (2), and a background signal from muons stopping outside the sample. The fit yields $\xi_{ab}=86\pm 5$ Å, $\lambda_{ab}=2221\pm 26$ Å, $\xi_{AF}=1.00\pm 0.04\xi_{ab}$, $\zeta=0.76\pm 0.02$ Å and $B_{AF}=337\pm 29$ G. (b) Radial dependence of $B(\mathbf{r})=B_{VL}(\mathbf{r})+B_{AF}(\mathbf{r})$ (solid curve) and $B_{VL}(\mathbf{r})$ only (dashed curve), averaged along the straight line connecting nearest-neighbor vortices in different directions. The inset is a blow up of these same curves close to the core center. (c) Corresponding theoretical field distribution (solid curve). The dashed curve is for $B_{VL}(\mathbf{r})$ only. The inset shows a blow up of these same curves. (d) Temperature dependence of B_{AF} at the two assumed μ^+ sites determined from the measurements at $H=5$ kOe.

determine whether SC is suppressed over the same spatial region — although the decay length and structure of the electronic modulations observed around the vortex cores of $\text{Bi}_2\text{Sr}_2\text{CaCu}_2\text{O}_{8+\delta}$ [6] are very similar to that of the localized core states observed in this material [24, 25].

The origin of the AF core state in $y=6.50$ is revealed by the low-temperature value of B_{AF} . In zero external field, the average internal field sensed by the muons stopping at the single O(4) site in the undoped ($y=0$) insulating compound is 310 ± 5 G [26], which originates from AF ordering of Cu moments along the $\langle 110 \rangle$ direction [22]. This agrees with the value $B_{AF}=337\pm 29$ G at $T=2.4$ K and $H=5$ kOe in Fig. 1(d). A similar value is also found at $H=15$ kOe. Thus we conclude that the static magnetism in the cores of $y=6.50$ is the same AF order found in the parent compound. Interestingly, this is a fundamental prediction of Zhang’s SO(5) model of competing AF and superconducting orders [27, 28]. We re-

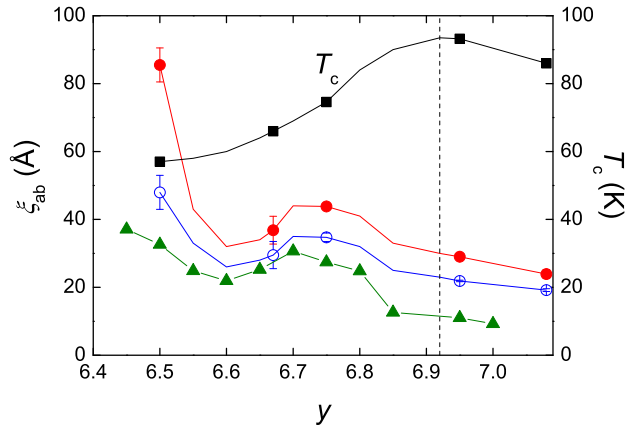


FIG. 2: Dependence of ξ_{ab} on the oxygen content y (hole doping). The solid and open circles are μ SR measurements of ξ_{ab} extrapolated to $T=0$ K in $\text{YBa}_2\text{Cu}_3\text{O}_y$ at $H=5$ kOe and 15 kOe, respectively. The data points arbitrarily placed at $y > 7.0$ are the results for $(\text{Y,Ca})\text{Ba}_2\text{Cu}_3\text{O}_{6.98}$. The solid squares are the values of T_c for the samples studied here, and the dashed vertical line at $y=6.92$ indicates the crossover from the over- to under-doped regions. The solid triangles are the y dependence of ξ_{ab} estimated in Ref. [12] from fluctuation magnetoconductance measurements. For all data sets, the solid curves connecting the data points are guides for the eye.

mark that the observation of static AF order in the cores of $y=6.50$, but not at higher carrier concentrations, may be related to the normal-state metal-to-insulator transition at $y=6.55$ reported in Ref. [29] — although recent thermal conductivity measurements do not support such a crossover [30].

With decreasing hole doping, ξ_{ab} extrapolated to $T=0$ K increases (see Fig. 2). This qualitative trend, including the dip in ξ_{ab} near $1/8$ doping ($y=6.67$) agrees with the magnetoconductance measurements of Ref. [12]. In particular, the ratio of ξ_{ab} for the $y=6.50$ and $y=6.95$ samples is nearly the same in both experiments. It has been suggested that the increase of ξ_{ab} below $H \sim 40$ kOe in $y=6.95$ determined by μ SR [31] could originate from significant wandering of the vortex lines [32]. This truncates the high-field tail and decreases the width of $n(B)$ [35]. However, the low field values of λ_{ab} , which depend on the linewidth, agree with precision measurements in the Meissner phase [36]. Furthermore, for $y=6.50$ the experimental observation is a lengthening of the high-field tail (see Fig. 1(c)). We note that calculations from the Bogoliubov-de Gennes equations show that large cores may occur in YBCO at low field as a result of proximity induced SC on the CuO chains [33]. This is analogous to the effect that a second smaller energy gap has on the vortices in the low- T_c multi-gap superconductor NbSe_2 [34].

The doping dependence of ξ_{ab} determined here is opposite that of the Nernst results [11]. Noting that the

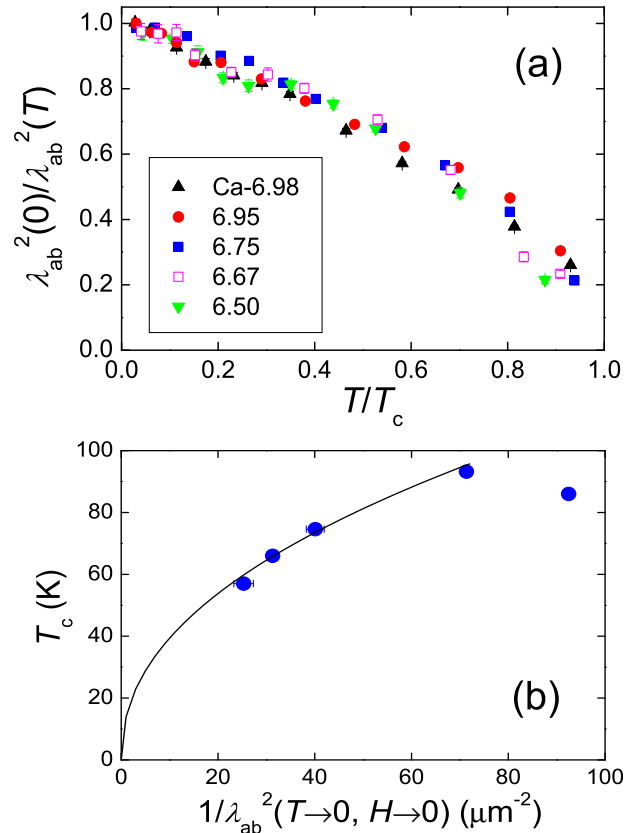


FIG. 3: (a) Temperature dependence of $1/\lambda_{ab}^2$ at $H=5$ kOe, normalized to the extrapolated zero temperature value $1/\lambda_{ab}^2(T \rightarrow 0)$ and plotted as a function of reduced temperature T/T_c . (b) Dependence of T_c on the value of $1/\lambda_{ab}^2$ extrapolated to zero temperature and zero magnetic field. The solid curve is a fit to the data for $\text{YBa}_2\text{Cu}_3\text{O}_{6+x}$, yielding $T_c = (14 \pm 2 \text{ K} \cdot \mu\text{m}^2) [1/\lambda_{ab}^2(T \rightarrow 0, H \rightarrow 0)]^{0.45 \pm 0.04}$.

coherence length determined by μ SR is unambiguously associated with SC, we believe the two kinds of experiments taken together support the viewpoint [37] that the superconducting and quasiparticle properties of underdoped cuprates are governed by different length scales, $\xi_0 \sim 1/\Delta_0$ and $\xi_{ab} \sim 1/T_c$, respectively. Although this does not necessarily rule out precursor Cooper pairing as the origin of the pseudogap phase [38], given that the pseudogap persists in the core region [25, 39], it now seems more likely that it is a manifestation of the close competition between superconducting and AF order parameters.

The simultaneously determined behaviors of λ_{ab} are shown in Fig. 3. $1/\lambda_{ab}^2$ exhibits a near universal temperature dependence at low T over the doping range studied. Furthermore, T_c exhibits a sublinear dependence on $1/\lambda_{ab}^2$ that is nearly identical to that recently determined from mutual conductance measurements on YBCO films [40]. This latter behavior is in marked contrast to the lin-

ear scaling of T_c with $1/\lambda_{ab}^2$ deduced from the so-called ‘Uemura plot’ [41]. The main reason is that the earlier μ SR experiments did not account for the contribution of the finite size of the vortex cores to $n(B)$.

In summary, we identify the AF state in and around the vortex cores of $y = 6.50$ at *low field* to be that of the insulating parent compound. Our finding that AF order exists only where SC is suppressed, seems compatible with the detection in zero field of nanoscopic co-existence of antiferromagnetism and SC in under-doped YBCO samples with severely reduced values of T_c [42]. The AF order in the cores of $y = 6.50$ should be accom-

panied by an accumulation of vortex core charge [43], detectable by other experimental techniques.

We gratefully acknowledge D. Broun, I. Herbut, A.J. Millis, R.I. Miller, R.F. Kiefl and W.A. Atkinson and Y. Ando for helpful and informative discussions. We also thank Y. Ando for allowing us to reproduce his data here. This work was supported by the Canadian Institute for Advanced Research and the Natural Sciences and Engineering Research Council (NSERC) of Canada.

-
- [1] J. Bardeen, L.N. Cooper and J.R. Schrieffer, *Phys. Rev.* **106**, 162 (1957).
 - [2] M. Sutherland *et al.*, *Phys. Rev. B* **67**, 174520 (2003).
 - [3] T. Timusk and B. Statt, *Rep. Prog. Phys.* **62**, 61 (1999).
 - [4] V.J. Emery and S.A. Kivelson, *Nature* **374**, 434 (1995).
 - [5] S. Sachdev and S.-C. Zhang, *Science* **295**, 452 (2002).
 - [6] J.E. Hoffman *et al.*, *Science* **295**, 466 (2002).
 - [7] V.F. Mitrović *et al.*, *Nature* **413**, 501 (2001).
 - [8] B. Lake *et al.*, *Science* **291**, 1759 (2001).
 - [9] B. Lake *et al.*, *Nature* **415**, 299 (2002).
 - [10] R.I. Miller *et al.*, *Phys. Rev. Lett.* **88**, 137002 (2002).
 - [11] Y. Wang *et al.*, *Science* **299**, 86 (2003).
 - [12] Y. Ando and K. Segawa, *Phys. Rev. Lett.* **88**, 167005 (2002).
 - [13] H.H. Wen *et al.*, *Europhys. Lett.* **64**, 790 (2003).
 - [14] R. Kadono *et al.*, *Phys. Rev. B* **69**, 104523 (2004).
 - [15] R. Liang, D.A. Bonn and W.N. Hardy, *Physica C* **304**, 105 (1998).
 - [16] J.E. Sonier, J.H. Brewer and R.F. Kiefl, *Rev. Mod. Phys.* **72**, 769 (2000).
 - [17] S.P. Brown *et al.*, *Phys. Rev. Lett.* **92**, 067004 (2004).
 - [18] C.M. Varma, *Phys. Rev. Lett.* **83**, 3538 (1999).
 - [19] S. Chakravarty, R.B. Laughlin, D.K. Morr and C. Nayak, *Phys. Rev. B* **63**, 094503 (2001).
 - [20] P.A. Lee and X.-G. Wen, *Phys. Rev. B* **63**, 224517 (2001).
 - [21] M. Ichioka, N. Hayashi, N. Enomoto and K. Machida, *Phys. Rev. B* **53**, 15316 (1996).
 - [22] M. Weber *et al.*, *Hyperfine Interactions* **63**, 207 (1990).
 - [23] M. Pinkpank *et al.*, *Physica C* **317-318**, 299 (1999).
 - [24] S.H. Pan *et al.*, *Phys. Rev. Lett.* **85**, 1536 (2000).
 - [25] G. Levy *et al.*, *cond-mat/0503219*.
 - [26] R.F. Kiefl *et al.*, *Phys. Rev. Lett.* **63**, 2136 (1989).
 - [27] S.-C. Zhang, *Science* **275**, 1089 (1997).
 - [28] D.P. Arovas, A.J. Berlinsky, C. Kallin and S.-C. Zhang, *Phys. Rev. Lett.* **79**, 2871 (1997).
 - [29] X.F. Sun, K. Segawa and Y. Ando, *Phys. Rev. Lett.* **93**, 107001 (2004).
 - [30] M. Sutherland *et al.*, *Phys. Rev. Lett.* **94**, 147004 (2005).
 - [31] J.E. Sonier *et al.*, *Phys. Rev. Lett.* **83**, 4156 (1999).
 - [32] D.R. Harshman *et al.*, *Phys. Rev. B* **69**, 174505 (2004).
 - [33] W.A. Atkinson, private communication.
 - [34] F.D. Callaghan, M. Laulajainen, C.V. Kaiser and J.E. Sonier, *cond-mat/0506096*.
 - [35] E.H. Brandt, *Phys. Rev. Lett.* **66**, 3213 (1991).
 - [36] T. Pereg-Barnea *et al.*, *Phys. Rev. B* **69**, 184513 (2004).
 - [37] L.B. Ioffe and A.J. Millis, *Phys. Rev. B* **66**, 094513 (2002).
 - [38] Y.-J. Kao, A.P. Iyengar, Q. Chen and K. Levin, *Phys. Rev. B* **64**, 140505(R) (2001).
 - [39] Ch. Renner *et al.*, *Phys. Rev. Lett.* **80**, 3606 (1998).
 - [40] Y. Zuev, M.S. Kim and T.R. Lemberger, *cond-mat/0410135*.
 - [41] Y.J. Uemura *et al.*, *Phys. Rev. Lett.* **62**, 2317 (1989).
 - [42] S. Sanna *et al.*, *Phys. Rev. Lett.* **93**, 207001 (2004); R.I. Miller *et al.*, preprint.
 - [43] Y. Chen, Z.D. Wang, J.-X. Zhu and C.S. Ting, *Phys. Rev. Lett.* **89**, 217001 (2002).